

THRIVE

NURTURING CARE

FOR EARLY CHILDHOOD DEVELOPMENT

Country profiles

for early childhood development



Acknowledgements

- These profiles have been prepared by the Data and Analytics section of UNICEF, in collaboration with Countdown to 2030. The data compilation and production were coordinated by Claudia Cappa and Nicole Petrowski, with inputs and support from Isabel Jijon.
- The preparation of these profiles was carried out in collaboration with the Nurturing Care for Early Childhood Development Metrics Joint Technical Working Group of the Countdown to 2030. Members of the working group include: Diego Luna Bazaldua, Maureen Black, Claudia Cappa, Bernadette Daelmans, Amanda Devercelli, Tarun Dua, Joshua Jeong, Joan Lombardi, Elizabeth Lule, Chunling Lu, Dana Charles McCoy, Chemba Raghavan, Linda Richter (chair), Kate Strong and Emily Vargas-Baron. The working group is part of the larger Countdown to 2030, chaired by Ties Boerma.
- Design modifications and data updates were undertaken by Blossom Communications in 2020, 2021 and 2023.
- The first phase of the early childhood development Countdown work was hosted by the Department of Science and Technology-National Research Foundation's Centre of Excellence in Human Development at the University of the Witwatersrand, under the directorship of Linda Richter.
- The first phase was funded by the Conrad N. Hilton Foundation. Subsequent phases of profile development and updates were made possible through core funding from UNICEF.

Prepared by:



In collaboration with:



Contents

Acknowledgements 2

Introduction 4

How the profiles were developed 4

Countries 5

Indicators 6

How the profiles are organized 6

Next steps 7

Country profiles 8

Technical Appendix 206

Introduction

These profiles of 197 countries are an important step towards establishing a global monitoring and accountability system for early childhood development (ECD), affiliated with the Countdown to 2030 for Women's, Children's and Adolescents' Health (www.countdown2030.org).

The decision to assemble available data in country profiles was first taken by authors of the *Lancet* series 'Advancing Early Childhood Development: From Science to Scale', during its 2016 launch. The initiative was carried forward by a subgroup supporting the Nurturing Care Framework developed by the World Health Organization (WHO), UNICEF and partners.

The profiles are an attempt to compile, in one place, the available data for country and cross-country monitoring and to provide a baseline against which progress can be monitored. More comparable country data and analysis are needed to propel the early childhood development agenda, monitor impact, direct attention to areas requiring additional effort and resources, and measure progress towards the Sustainable Development Goals (SDGs). Progress is being made, and opportunities exist for further analyses with currently available data. For example, with adequate resources, country micro-data could be disaggregated further. Nevertheless, the country profiles draw attention to significant gaps, especially in extracting data pertaining to the youngest children and measuring services to improve nurturing care. It is hoped that the country profiles will prompt advocacy and action to refine measurement parameters and to collect comparable country data.

How the profiles were developed

Authors of the *Lancet* series collaborated on the initial selection of countries and indicators. Several authors contributed new or additional analyses. For example, the Composite Risk Index used to estimate the number of children under 5 years of age at risk for poor early childhood development was updated using the poverty line published by the World Bank, extending the trend from 2005 to 2010 to 2015.

Updates on progress on the selection and refinement of countries and indicators were presented at several meetings: one at an early childhood development guidance meeting in Geneva in June 2017, and another during the Countdown to 2030 Measurement Conference in Stellenbosch, South Africa, in February 2018. Following this, the Nurturing Care ECD Metric Joint Technical Working Group was formally established in September 2018. The working group provided input for the preparation of the updated profiles.

Following the release of the initial set of country profiles in May 2018, a decision was taken by the Steering Committee of Countdown to 2030 to have UNICEF serve as the institutional home of the Countdown to 2030 ECD country profiles and to take the lead in their preparation and subsequent updating.

Data from the sources listed in the Technical Appendix were compiled into a master database, with detailed information on country-specific data sources and footnotes. A flat Excel spreadsheet, summarizing the information into a single file, was created to populate the country profiles and is available on the Nurturing Care website (www.nurturing-care.org).

Countries

Profiles are provided for 197 countries. The complete list can be found in the Technical Appendix.

Selection of the 91 countries for which profiles were originally produced in 2018 was based on at least one of three criteria:

- 1 Countries with 30 per cent or more of children under age 5 at risk of poor development as a result of stunting or extreme poverty (less than US\$1.90 a day) in 2010. This threshold was selected as the cut-off since, according to WHO, stunting is a public health concern in a country if at least 20 per cent of children are stunted,¹ and since an estimated 10 per cent of the world population live in extreme poverty.²
- 2 Developing countries that accounted for 95 per cent of children under age 5 estimated to be at risk of poor development in 2010 due to exposure to stunting or extreme poverty. Many of these are countries with large child populations, including Brazil, China, Mexico and Turkey.
- 3 Countries included in the Countdown to 2030.

Subsequently, a decision was made to expand and update the profiles for 138 low- and middle-income countries in 2019. In 2020, the existing profiles for 138 countries were updated and new profiles were developed for 59 high-income countries.

¹ World Health Organization, *Global Nutrition Policy Review: What does it take to scale up nutrition action?*, WHO, Geneva, 2013, <<https://apps.who.int/iris/handle/10665/84408>>.

² World Bank, *Poverty and Shared Prosperity 2016: Taking on inequality*, World Bank, Washington, D.C., 2016, <<https://openknowledge.worldbank.org/bitstream/handle/10986/25078/9781464809583.pdf>>.

Indicators

Indicators were included based on the following criteria:

- 1 The data relate to the conceptual framework for early childhood development published in the *Lancet* series. That is, the data provide information on threats to early childhood development, aspects of the facilitating environment, or on support and services in the five components of the Nurturing Care Framework: health, nutrition, early learning, responsive caregiving, and security and safety.
- 2 The data are largely comparable across countries and publicly available, either through a UN agency or in a peer-reviewed publication that provides a technical appendix with country-level data.

Definitions of the indicators and data sources are provided in the Technical Appendix.

Two household surveys are the main data sources – Demographic and Health Surveys (DHS), supported by the United States Agency for International Development, and Multiple Indicator Cluster Surveys (MICS), supported by UNICEF. Additional data sources include other nationally representative household surveys, censuses and administrative records, as indicated. While the original intention was to have all data refer to children under the age of 5 years, and even under 3 years where possible, this could not be accomplished for all indicators without significant additional time and resources. Definitions make clear the parameters of the indicators – by year/s and age group.

Many more indicators are needed to track threats to early childhood development, financing, responsive caregiving in the home and coverage of services to improve early childhood development. Some of these are referred to in the indicator list in the Technical Appendix. That said, the data presented on the following pages can help generate the motivation, advocacy and additional resources needed for new comparable cross-country data collection through DHS and MICS, as well as through other national household surveys.

How the profiles are organized

Indicators have been assembled on the country pages as follows:

- Demographics providing basic information about the country.
- Threats to early childhood development indexed by maternal mortality, adolescent birth rate, low birthweight and preterm births, inadequate supervision, violent discipline, stunting, and children under 5 years of age living in poverty.
- The prevalence of inequality among children at risk of poor development, indexed by the composite indicator of the prevalence of children exposed to stunting or extreme poverty in 2005, 2010 and 2015, and differences in prevalence between boys and girls

and between children living in urban and rural areas (based on surveys conducted between 2006 and 2015).

- Early childhood development outcomes, as measured by the Early Childhood Development Index.
- Child functioning, as measured by the UNICEF/Washington Group Module on Child Functioning.
- Support and services for early childhood development indexed by the five components of the Nurturing Care Framework described in the *Lancet* series, and by indicators of the facilitating environment of laws, conventions and policies.
 - Nurturing care comprises five essential elements: health, early learning, security and safety, responsive caregiving and nutrition.
 - The facilitating environment is indicated by relevant policies and conventions:
 - Policies for which there are comparable country data relevant to early childhood development include those related to duration of maternity and paternity leave and children/households receiving child/family cash benefits, whether a country has an officially adopted national multisectoral ECD policy, and the legal status of the International Code of Marketing of Breastmilk Substitutes.
 - International conventions, specifically the Convention on the Rights of the Child (CRC), the CRC Optional Protocol on the Sale of Children, Child Prostitution and Child Pornography, the Convention on the Rights of Persons with Disabilities, and the Hague Convention on Protection of Children and Cooperation in Respect of Intercountry Adoption.

Next steps

The country profiles are intended to be used by countries to raise awareness about early childhood development, to disseminate information, and to advocate for resources, services and data to improve early childhood development.

Funding needs to be mobilized to support data collection and country, regional and global analyses that can contribute to knowledge and progress in improving children's prospects during this formative stage of life.

October 2023

Country profiles



Afghanistan

Countdown to 2030

Women's, Children's & Adolescents' Health

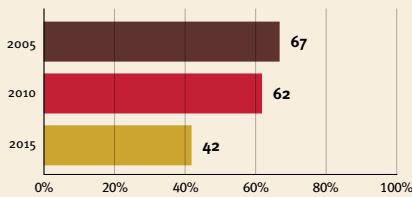
Demographics

Population	41,128,771
Annual births	1,446,699
Children under 5	6,610,099 (16%)
Under-five mortality	56/1,000

Threats to Early Childhood Development

Maternal mortality	620/100,000	Adolescent birth rate	62/1,000
Low birthweight	no data	Preterm births	12%
Child poverty	no data	Under-five stunting	33%
Violent discipline	63%	Inadequate supervision	40%

Young children at risk of poor development



Risk by sex and residence



Children with functional difficulty

no data

Children developmentally on-track

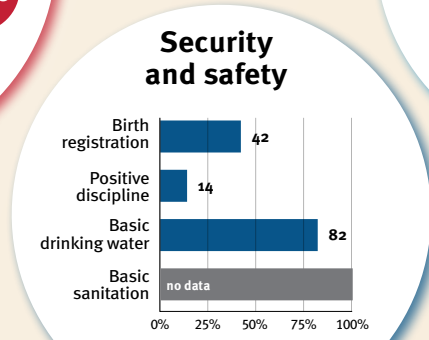

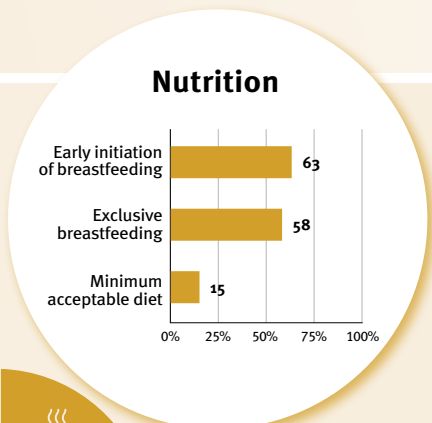
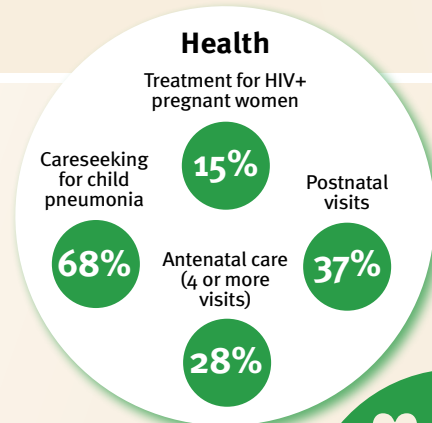
no data

At risk in 2005, 2010 and 2015, using a composite indicator of under-five stunting or poverty

Support and services for early childhood development: Nurturing care

Parents and caregivers need a facilitating environment of laws, policies, services and community support to assist them in providing their young children with nurturing care.

Facilitating environments



Policies				
X	Officially adopted national multisectoral ECD policy			
<20%	20-39%	40-59%	60-79%	≥80%
Child and family social protection				
None	<14	14 - <18	18 - <26	≥26
Maternity leave (weeks)				
None	<14	14 - <18	18 - <26	≥26
Paternity leave (weeks)				
Not	Slightly	Moderately	Substantially	
International Code of Marketing of Breastmilk Substitutes (alignment)				

International conventions	
✓	Convention on the Rights of the Child
✓	Convention on the Rights of Persons with Disabilities
✓	CRC Optional Protocol on the Sale of Children, Child Prostitution and Child Pornography
X	Hague Convention on Protection of Children and Cooperation in Respect of Intercountry Adoption



Albania

Countdown to 2030

Women's, Children's & Adolescents' Health

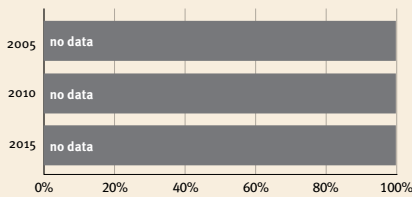
Demographics

Population	2,842,321
Annual births	28,795
Children under 5	139,537 (5%)
Under-five mortality	10/1,000

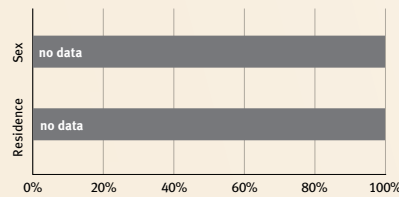
Threats to Early Childhood Development

Maternal mortality	8/100,000	Adolescent birth rate	14/1,000
Low birthweight	6%	Preterm births	9%
Child poverty	0%	Under-five stunting	8%
Violent discipline	43%	Inadequate supervision	7%

Young children at risk of poor development



Risk by sex and residence



Children with functional difficulty

no data

Children developmentally on-track

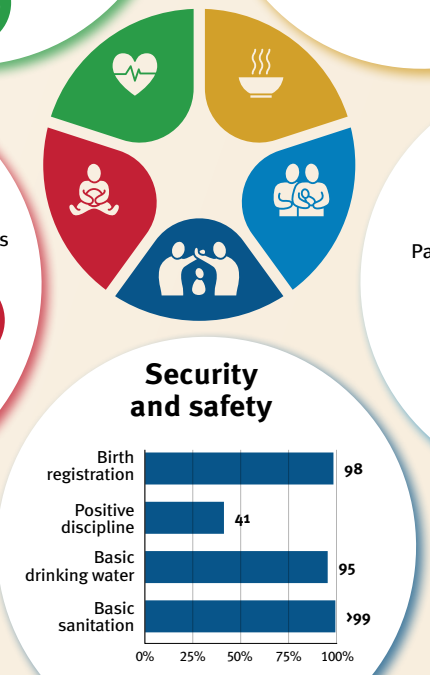
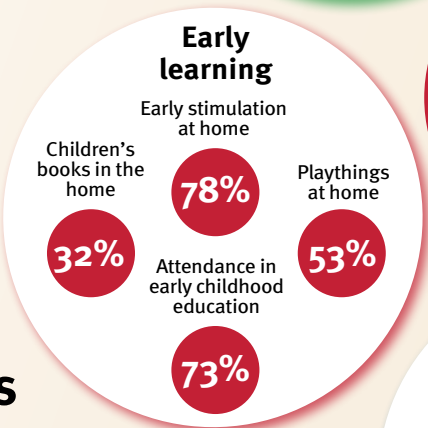
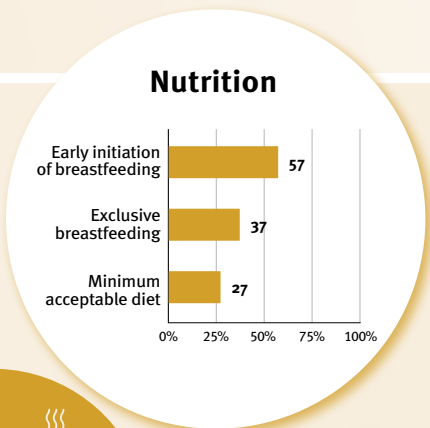
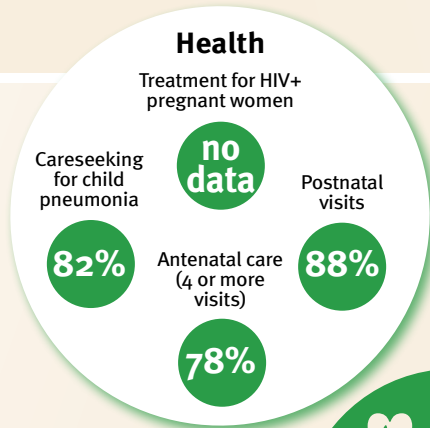
no data

At risk in 2005, 2010 and 2015, using a composite indicator of under-five stunting or poverty

Support and services for early childhood development: Nurturing care

Parents and caregivers need a facilitating environment of laws, policies, services and community support to assist them in providing their young children with nurturing care.

Facilitating environments



Policies					
	<20%	20-39%	40-59%	60-79%	≥80%
Officially adopted national multisectoral ECD policy	X				
Child and family social protection	None	<14	14 - <18	18 - <26	≥26
Maternity leave (weeks)	None	<14	14 - <18	18 - <26	≥26
Paternity leave (weeks)	None	<14	14 - <18	18 - <26	≥26
International Code of Marketing of Breastmilk Substitutes (alignment)	Not	Slightly	Moderately	Substantially	

International conventions	
✓	Convention on the Rights of the Child
✓	Convention on the Rights of Persons with Disabilities
✓	CRC Optional Protocol on the Sale of Children, Child Prostitution and Child Pornography
✓	Hague Convention on Protection of Children and Cooperation in Respect of Intercountry Adoption



Algeria

Countdown to 2030

Women's, Children's & Adolescents' Health

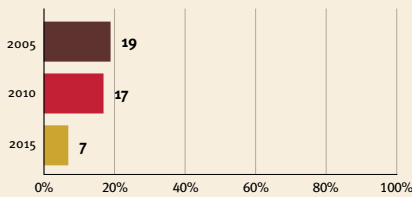
Demographics

Population	44,903,225
Annual births	923,648
Children under 5	4,796,616 (11%)
Under-five mortality	22/1,000

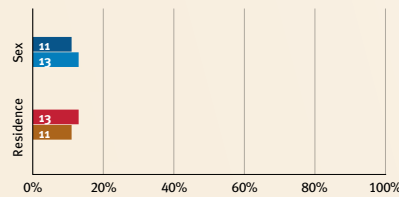
Threats to Early Childhood Development

Maternal mortality	78/100,000	Adolescent birth rate	12/1,000
Low birthweight	7%	Preterm births	7%
Child poverty	0%	Under-five stunting	9%
Violent discipline	81%	Inadequate supervision	13%

Young children at risk of poor development



Risk by sex and residence



Children with functional difficulty



Children developmentally on-track

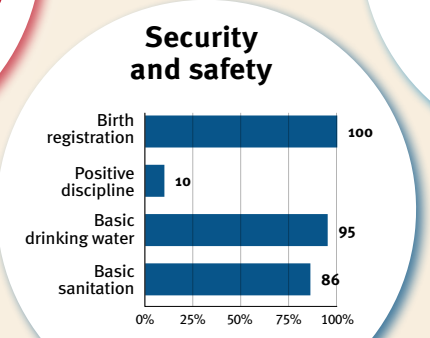
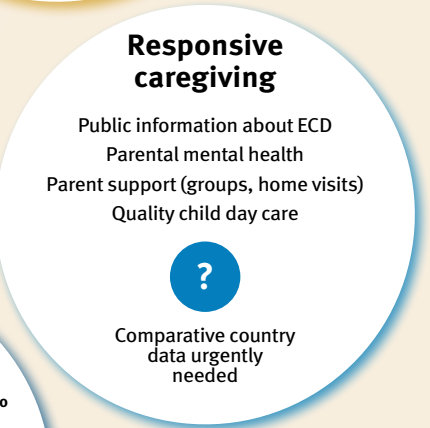
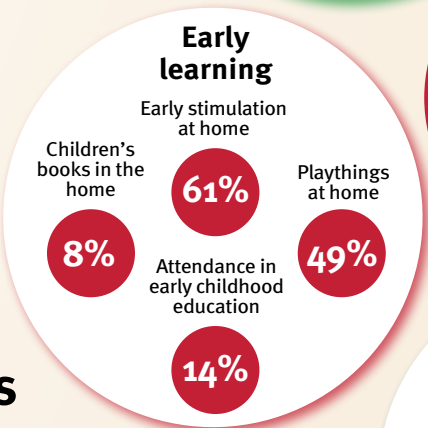
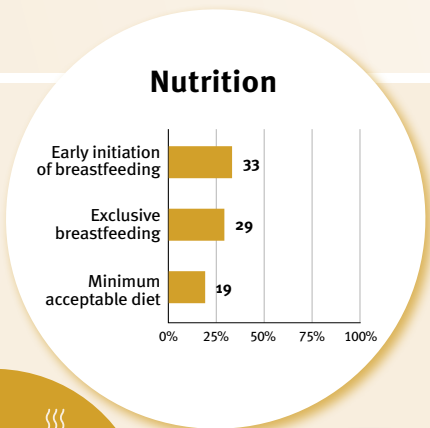
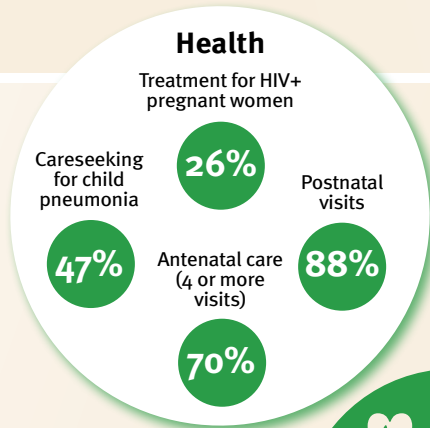


At risk in 2005, 2010 and 2015, using a composite indicator of under-five stunting or poverty

Support and services for early childhood development: Nurturing care

Parents and caregivers need a facilitating environment of laws, policies, services and community support to assist them in providing their young children with nurturing care.

Facilitating environments



Policies					
	<20%	20-39%	40-59%	60-79%	≥80%
Officially adopted national multisectoral ECD policy	X				
Child and family social protection	None	<14	14 - <18	18 - <26	≥26
Maternity leave (weeks)	None	<14	14 - <18	18 - <26	≥26
Paternity leave (weeks)	None	<14	14 - <18	18 - <26	≥26
International Code of Marketing of Breastmilk Substitutes (alignment)	Not	Slightly	Moderately	Substantially	

International conventions	
✓	Convention on the Rights of the Child
✓	Convention on the Rights of Persons with Disabilities
✓	CRC Optional Protocol on the Sale of Children, Child Prostitution and Child Pornography
X	Hague Convention on Protection of Children and Cooperation in Respect of Intercountry Adoption



American Samoa

Countdown to 2030

Women's, Children's & Adolescents' Health

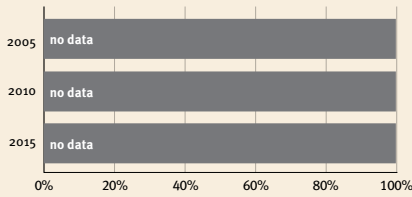
Demographics

Population	44,273
Annual births	765
Children under 5	3,879 (9%)
Under-five mortality	-/1,000

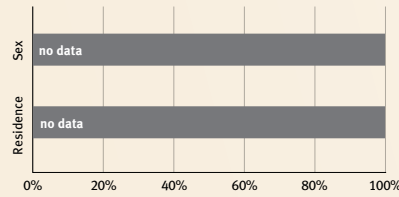
Threats to Early Childhood Development

Maternal mortality	-/100,000	Adolescent birth rate	36/1,000
Low birthweight	no data	Preterm births	no data
Child poverty	no data	Under-five stunting	no data
Violent discipline	no data	Inadequate supervision	no data

Young children at risk of poor development



Risk by sex and residence



Children with functional difficulty

no data

Children developmentally on-track

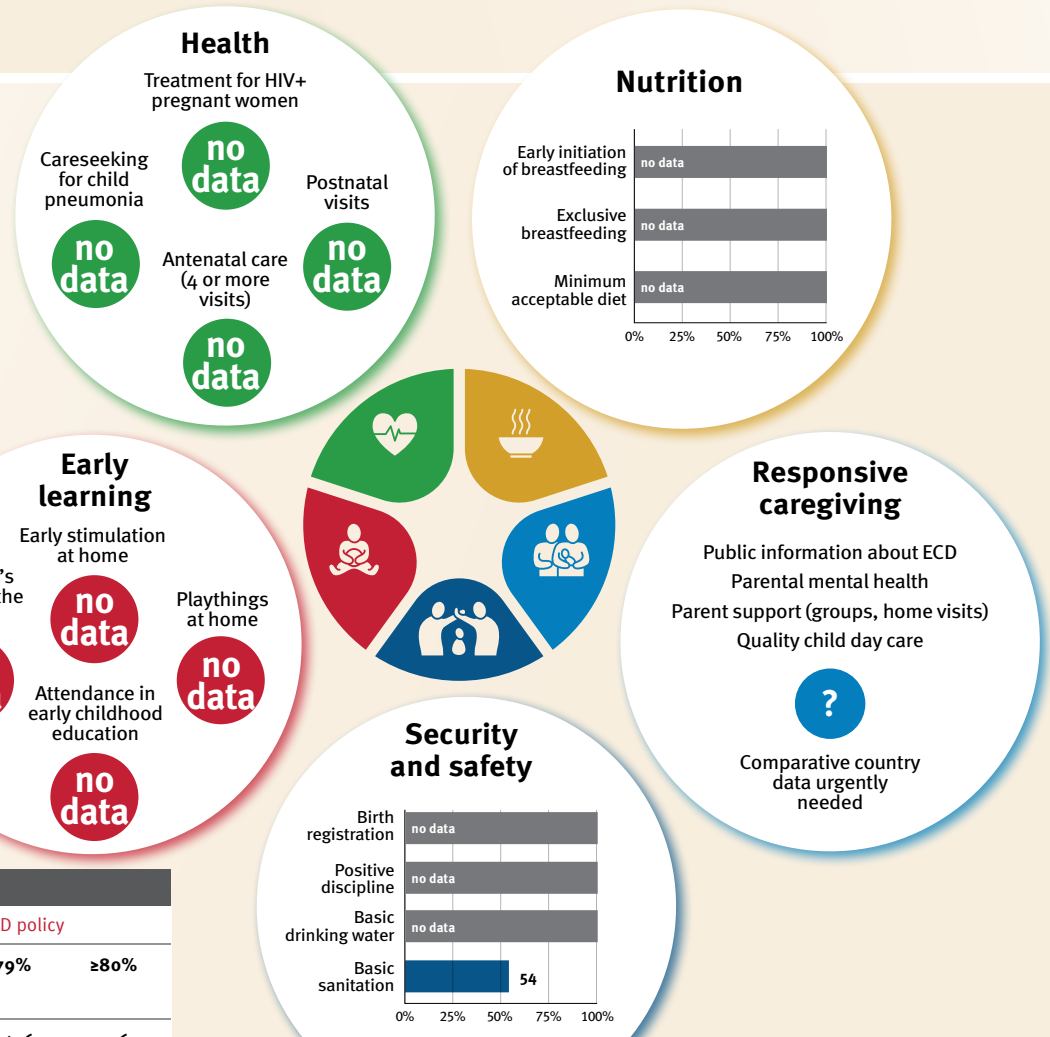
no data

At risk in 2005, 2010 and 2015, using a composite indicator of under-five stunting or poverty

Support and services for early childhood development: Nurturing care

Parents and caregivers need a facilitating environment of laws, policies, services and community support to assist them in providing their young children with nurturing care.

Facilitating environments



Policies					
	<20%	20-39%	40-59%	60-79%	≥80%
Officially adopted national multisectoral ECD policy	X				
Child and family social protection					
Maternity leave (weeks)	None	<14	14 - <18	18 - <26	≥26
Paternity leave (weeks)	None	<14	14 - <18	18 - <26	≥26
International Code of Marketing of Breastmilk Substitutes (alignment)	Not	Slightly	Moderately	Substantially	

International conventions	
no data	Convention on the Rights of the Child
no data	Convention on the Rights of Persons with Disabilities
no data	CRC Optional Protocol on the Sale of Children, Child Prostitution and Child Pornography
X	Hague Convention on Protection of Children and Cooperation in Respect of Intercountry Adoption



Andorra

Countdown to 2030

Women's, Children's & Adolescents' Health

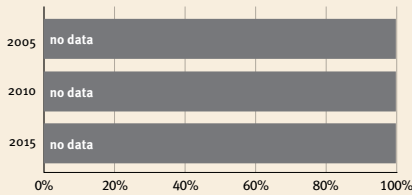
Demographics

Population	79,824
Annual births	575
Children under 5	2,500 (3%)
Under-five mortality	3/1,000

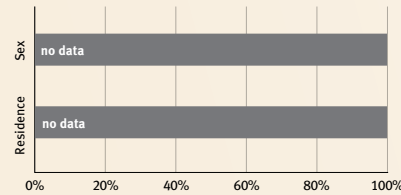
Threats to Early Childhood Development

Maternal mortality	-/100,000	Adolescent birth rate	1/1,000
Low birthweight	9%	Preterm births	no data
Child poverty	no data	Under-five stunting	no data
Violent discipline	no data	Inadequate supervision	no data

Young children at risk of poor development



Risk by sex and residence



Children with functional difficulty

no data

Children developmentally on-track

no data

At risk in 2005, 2010 and 2015, using a composite indicator of under-five stunting or poverty

Support and services for early childhood development: Nurturing care

Parents and caregivers need a facilitating environment of laws, policies, services and community support to assist them in providing their young children with nurturing care.

Facilitating environments

Health

Treatment for HIV+ pregnant women: **no data**

Careseeking for child pneumonia: **no data**

Postnatal visits: **no data**

Antenatal care (4 or more visits): **no data**

Nutrition

Early initiation of breastfeeding: **no data**

Exclusive breastfeeding: **no data**

Minimum acceptable diet: **no data**

Early learning

Early stimulation at home: **no data**

Children's books in the home: **no data**

Playthings at home: **no data**

Attendance in early childhood education: **no data**



Responsive caregiving

Public information about ECD

Parental mental health

Parent support (groups, home visits)

Quality child day care

Comparative country data urgently needed

Security and safety

Birth registration: 100

Positive discipline: **no data**

Basic drinking water: >99

Basic sanitation: >99

Policies					
	<20%	20-39%	40-59%	60-79%	≥80%
Officially adopted national multisectoral ECD policy	X				
Child and family social protection	None	<14	14 - <18	18 - <26	≥26
Maternity leave (weeks)	None	<14	14 - <18	18 - <26	≥26
Paternity leave (weeks)	None	<14	14 - <18	18 - <26	≥26
International Code of Marketing of Breastmilk Substitutes (alignment)	Not	Slightly	Moderately	Substantially	

International conventions	
✓	Convention on the Rights of the Child
✓	Convention on the Rights of Persons with Disabilities
✓	CRC Optional Protocol on the Sale of Children, Child Prostitution and Child Pornography
✓	Hague Convention on Protection of Children and Cooperation in Respect of Intercountry Adoption



Angola

Countdown to 2030

Women's, Children's & Adolescents' Health

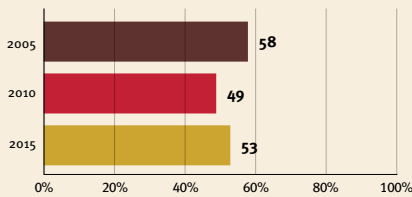
Demographics

Population	35,588,987
Annual births	1,359,723
Children under 5	6,115,290 (17%)
Under-five mortality	69/1,000

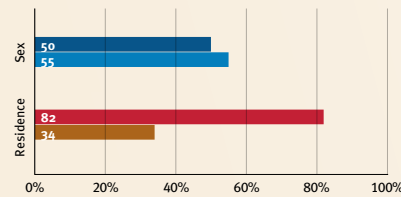
Threats to Early Childhood Development

Maternal mortality	222/100,000	Adolescent birth rate	163/1,000
Low birthweight	16%	Preterm births	13%
Child poverty	29%	Under-five stunting	44%
Violent discipline	no data	Inadequate supervision	no data

Young children at risk of poor development



Risk by sex and residence



Children with functional difficulty

no data

Children developmentally on-track

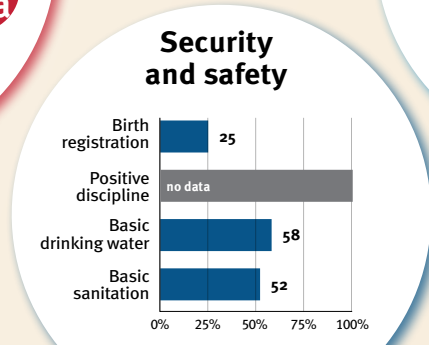
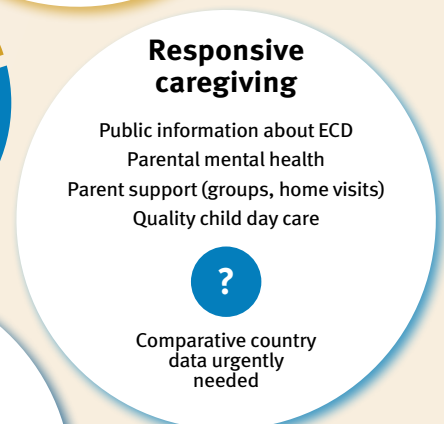

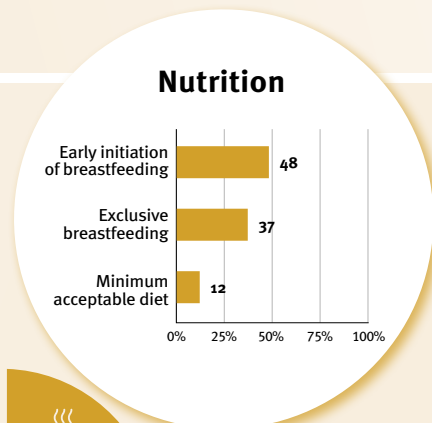
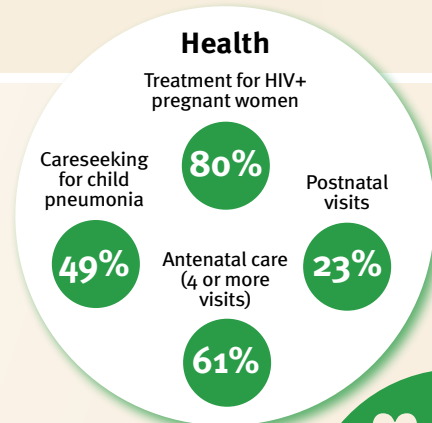
no data

At risk in 2005, 2010 and 2015, using a composite indicator of under-five stunting or poverty

Support and services for early childhood development: Nurturing care

Parents and caregivers need a facilitating environment of laws, policies, services and community support to assist them in providing their young children with nurturing care.

Facilitating environments



Policies					
✔	Officially adopted national multisectoral ECD policy				
	<20%	20-39%	40-59%	60-79%	≥80%
	Child and family social protection				
None	<14	14 - <18	18 - <26	≥26	
	Maternity leave (weeks)				
None	<14	14 - <18	18 - <26	≥26	
	Paternity leave (weeks)				
Not	Slightly	Moderately	Substantially		
	International Code of Marketing of Breastmilk Substitutes (alignment)				

International conventions	
✔	Convention on the Rights of the Child
✔	Convention on the Rights of Persons with Disabilities
✔	CRC Optional Protocol on the Sale of Children, Child Prostitution and Child Pornography
✘	Hague Convention on Protection of Children and Cooperation in Respect of Intercountry Adoption



Antigua and Barbuda

Countdown to 2030

Women's, Children's & Adolescents' Health

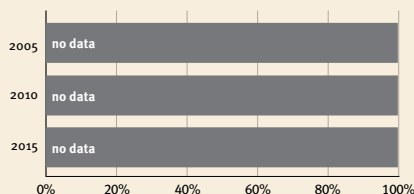
Demographics

Population	93,763
Annual births	1,124
Children under 5	5,374 (6%)
Under-five mortality	6/1,000

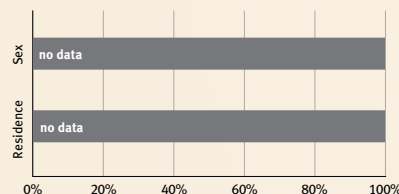
Threats to Early Childhood Development

Maternal mortality	21/100,000	Adolescent birth rate	33/1,000
Low birthweight	15%	Preterm births	6%
Child poverty	no data	Under-five stunting	no data
Violent discipline	no data	Inadequate supervision	no data

Young children at risk of poor development



Risk by sex and residence



Children with functional difficulty



Children developmentally on-track



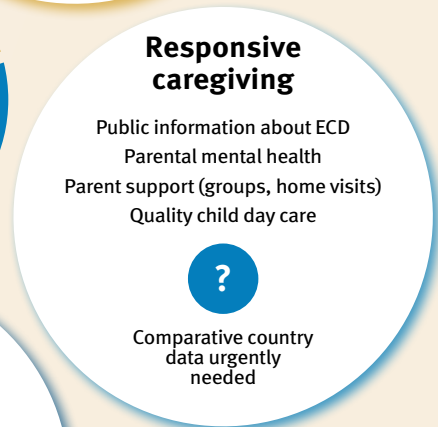
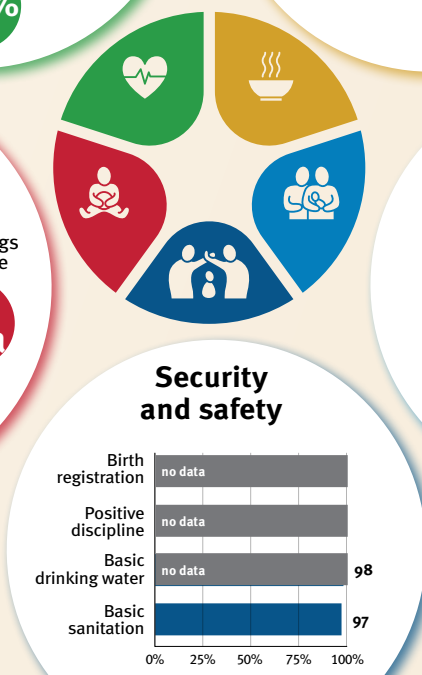
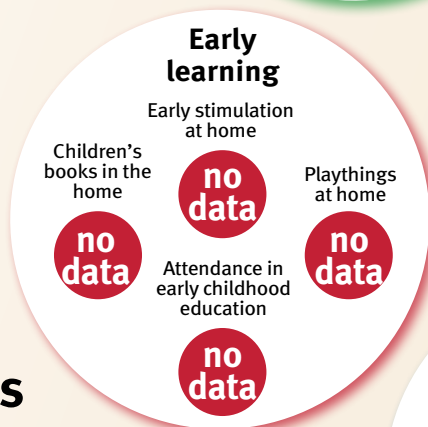
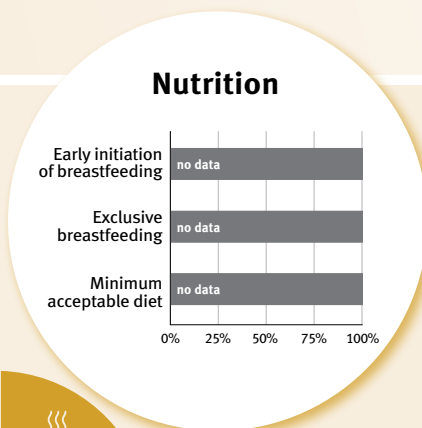
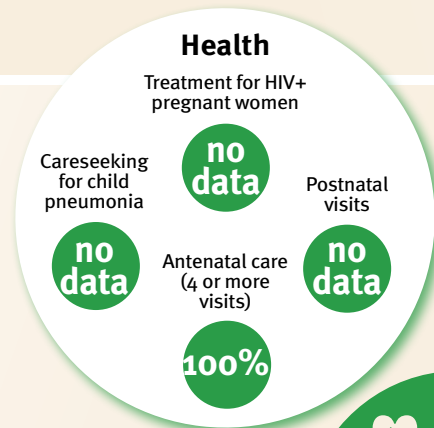
At risk in 2005, 2010 and 2015, using a composite indicator of under-five stunting or poverty

Support and services for early childhood development: Nurturing care

Parents and caregivers need a facilitating environment of laws, policies, services and community support to assist them in providing their young children with nurturing care.

Facilitating environments

Policies				
✓	Officially adopted national multisectoral ECD policy			
<20%	20-39%	40-59%	60-79%	≥80%
Child and family social protection				
None	<14	14 - <18	18 - <26	≥26
Maternity leave (weeks)				
None	<14	14 - <18	18 - <26	≥26
Paternity leave (weeks)				
Not	Slightly	Moderately	Substantially	
International Code of Marketing of Breastmilk Substitutes (alignment)				



International conventions	
✓	Convention on the Rights of the Child
✓	Convention on the Rights of Persons with Disabilities
✓	CRC Optional Protocol on the Sale of Children, Child Prostitution and Child Pornography
✗	Hague Convention on Protection of Children and Cooperation in Respect of Intercountry Adoption



Argentina

Countdown to 2030

Women's, Children's & Adolescents' Health

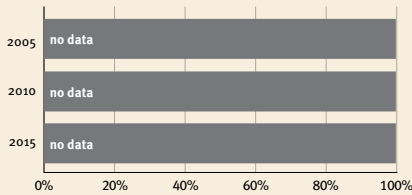
Demographics

Population	45,510,318
Annual births	627,741
Children under 5	3,239,182 (7%)
Under-five mortality	7/1,000

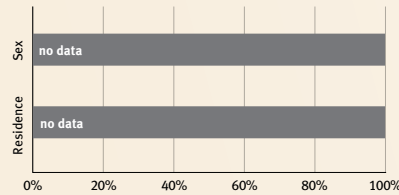
Threats to Early Childhood Development

Maternal mortality	45/100,000	Adolescent birth rate	42/1,000
Low birthweight	7%	Preterm births	8%
Child poverty	no data	Under-five stunting	10%
Violent discipline	53%	Inadequate supervision	6%

Young children at risk of poor development



Risk by sex and residence



Children with functional difficulty



Children developmentally on-track



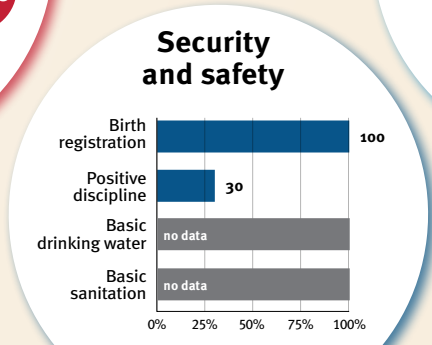
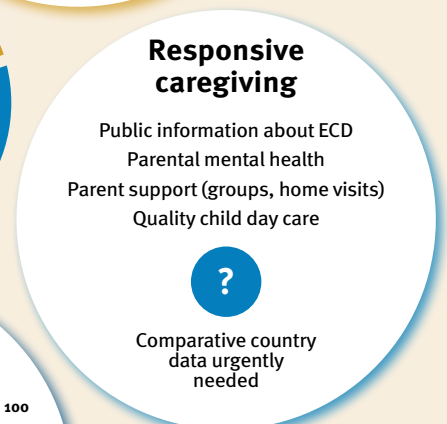

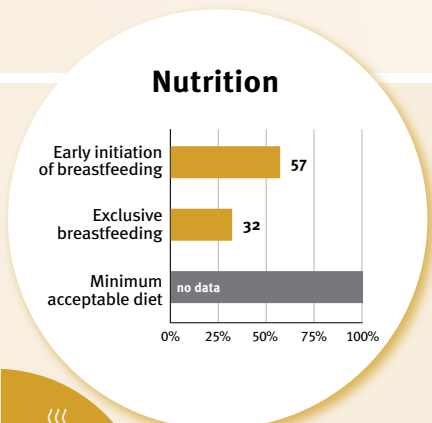
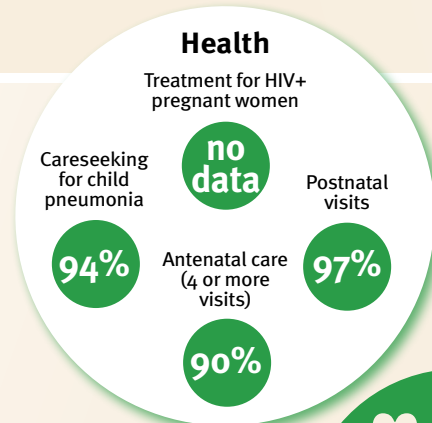
At risk in 2005, 2010 and 2015, using a composite indicator of under-five stunting or poverty

Support and services for early childhood development: Nurturing care

Parents and caregivers need a facilitating environment of laws, policies, services and community support to assist them in providing their young children with nurturing care.

Facilitating environments

Policies					
✔	Officially adopted national multisectoral ECD policy				
	<20%	20-39%	40-59%	60-79%	≥80%
	Child and family social protection				
None	<14	14 - <18	18 - <26	≥26	
	Maternity leave (weeks)				
None	<14	14 - <18	18 - <26	≥26	
	Paternity leave (weeks)				
Not	Slightly	Moderately	Substantially		
	International Code of Marketing of Breastmilk Substitutes (alignment)				



International conventions	
✔	Convention on the Rights of the Child
✔	Convention on the Rights of Persons with Disabilities
✔	CRC Optional Protocol on the Sale of Children, Child Prostitution and Child Pornography
✘	Hague Convention on Protection of Children and Cooperation in Respect of Intercountry Adoption



Armenia

Countdown to 2030

Women's, Children's & Adolescents' Health

Demographics

Population	2,780,469
Annual births	32,556
Children under 5	176,110 (6%)
Under-five mortality	11/1,000

Threats to Early Childhood Development

Maternal mortality	27/100,000	Adolescent birth rate	14/1,000
Low birthweight	8%	Preterm births	11%
Child poverty	1%	Under-five stunting	7%
Violent discipline	62%	Inadequate supervision	no data

Young children at risk of poor development



Risk by sex and residence



Children with functional difficulty

no data

Children developmentally on-track

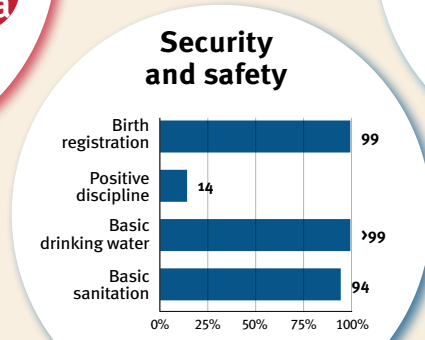
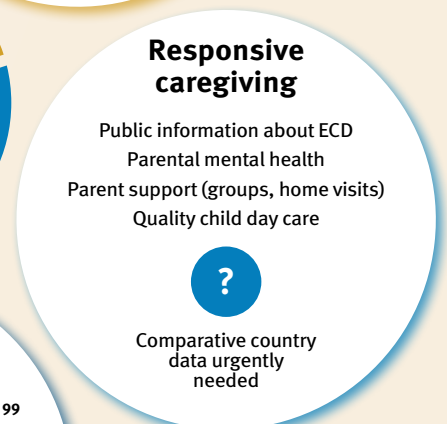
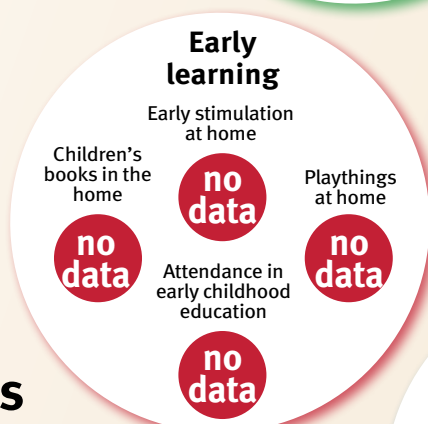
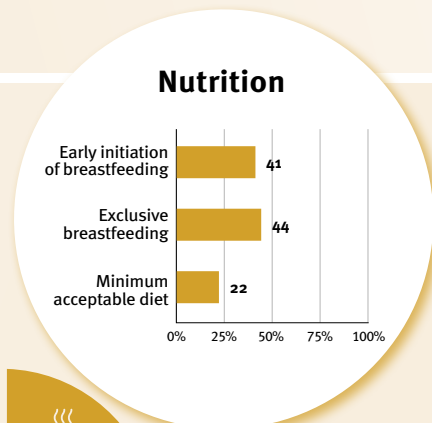
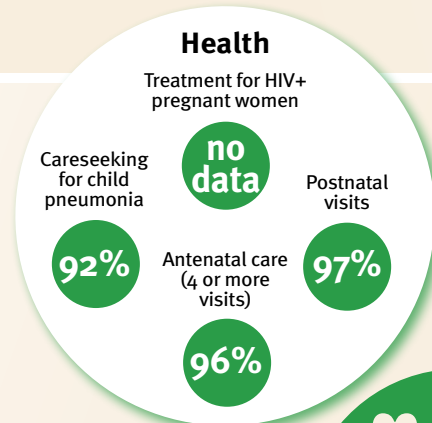
no data

At risk in 2005, 2010 and 2015, using a composite indicator of under-five stunting or poverty

Support and services for early childhood development: Nurturing care

Parents and caregivers need a facilitating environment of laws, policies, services and community support to assist them in providing their young children with nurturing care.

Facilitating environments



Policies					
	<20%	20-39%	40-59%	60-79%	≥80%
Officially adopted national multisectoral ECD policy	X				
Child and family social protection					
Maternity leave (weeks)	None	<14	14 - <18	18 - <26	≥26
Paternity leave (weeks)	None	<14	14 - <18	18 - <26	≥26
International Code of Marketing of Breastmilk Substitutes (alignment)	Not	Slightly	Moderately	Substantially	

International conventions	
✓	Convention on the Rights of the Child
✓	Convention on the Rights of Persons with Disabilities
✓	CRC Optional Protocol on the Sale of Children, Child Prostitution and Child Pornography
✓	Hague Convention on Protection of Children and Cooperation in Respect of Intercountry Adoption



Australia

Countdown to 2030

Women's, Children's & Adolescents' Health

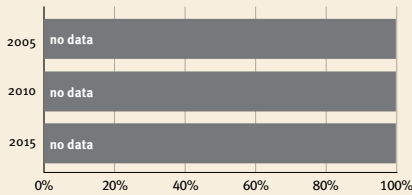
Demographics

Population	26,177,414
Annual births	300,246
Children under 5	1,527,508 (6%)
Under-five mortality	4/1,000

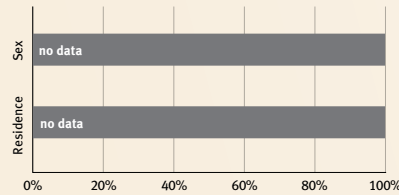
Threats to Early Childhood Development

Maternal mortality	3/100,000	Adolescent birth rate	8/1,000
Low birthweight	7%	Preterm births	8%
Child poverty	no data	Under-five stunting	3%
Violent discipline	no data	Inadequate supervision	no data

Young children at risk of poor development



Risk by sex and residence



Children with functional difficulty

no data

Children developmentally on-track

no data

At risk in 2005, 2010 and 2015, using a composite indicator of under-five stunting or poverty

Support and services for early childhood development: Nurturing care

Parents and caregivers need a facilitating environment of laws, policies, services and community support to assist them in providing their young children with nurturing care.

Facilitating environments

Health

Treatment for HIV+ pregnant women

Careseeking for child pneumonia: **no data**

Postnatal visits: **no data**

Antenatal care (4 or more visits): **92%**

Nutrition

Early initiation of breastfeeding: **no data**

Exclusive breastfeeding: **no data**

Minimum acceptable diet: **no data**

Early learning

Early stimulation at home

Children's books in the home: **no data**

Playthings at home: **no data**

Attendance in early childhood education: **no data**

Responsive caregiving

Public information about ECD

Parental mental health

Parent support (groups, home visits)

Quality child day care

Comparative country data urgently needed

Security and safety

Birth registration: 100%

Positive discipline: **no data**

Basic drinking water: >99%

Basic sanitation: >99%

Policies				
✓	Officially adopted national multisectoral ECD policy			
	<20%	20-39%	40-59%	60-79%
	Child and family social protection			
None	<14	14 - <18	18 - <26	≥26
	Maternity leave (weeks)			
None	<14	14 - <18	18 - <26	≥26
	Paternity leave (weeks)			
Not	Slightly	Moderately	Substantially	
	International Code of Marketing of Breastmilk Substitutes (alignment)			

International conventions	
✓	Convention on the Rights of the Child
✓	Convention on the Rights of Persons with Disabilities
✓	CRC Optional Protocol on the Sale of Children, Child Prostitution and Child Pornography
✓	Hague Convention on Protection of Children and Cooperation in Respect of Intercountry Adoption



Austria

Countdown to 2030

Women's, Children's & Adolescents' Health

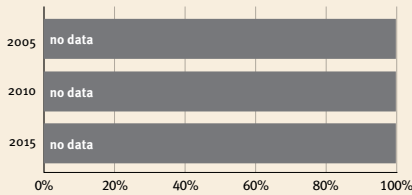
Demographics

Population	8,939,617
Annual births	84,394
Children under 5	426,680 (5%)
Under-five mortality	4/1,000

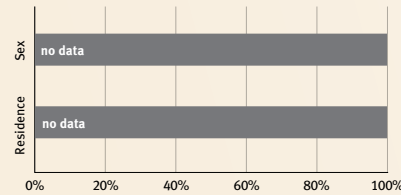
Threats to Early Childhood Development

Maternal mortality	5/100,000	Adolescent birth rate	5/1,000
Low birthweight	6%	Preterm births	11%
Child poverty	no data	Under-five stunting	no data
Violent discipline	no data	Inadequate supervision	no data

Young children at risk of poor development



Risk by sex and residence



Children with functional difficulty

no data

Children developmentally on-track

no data

At risk in 2005, 2010 and 2015, using a composite indicator of under-five stunting or poverty

Support and services for early childhood development: Nurturing care

Parents and caregivers need a facilitating environment of laws, policies, services and community support to assist them in providing their young children with nurturing care.

Facilitating environments

Health

Treatment for HIV+ pregnant women

Careseeking for child pneumonia: no data

Postnatal visits: no data

Antenatal care (4 or more visits): no data

Nutrition

Early initiation of breastfeeding: no data

Exclusive breastfeeding: no data

Minimum acceptable diet: no data

Early learning

Early stimulation at home: no data

Children's books in the home: no data

Playthings at home: no data

Attendance in early childhood education: no data

Security and safety

Birth registration: 100

Positive discipline: no data

Basic drinking water: >99

Basic sanitation: >99

Responsive caregiving

Public information about ECD

Parental mental health

Parent support (groups, home visits)

Quality child day care

Comparative country data urgently needed

Policies					
	<20%	20-39%	40-59%	60-79%	≥80%
Officially adopted national multisectoral ECD policy	X				
Child and family social protection	None	<14	14 - <18	18 - <26	≥26
Maternity leave (weeks)	None	<14	14 - <18	18 - <26	≥26
Paternity leave (weeks)	None	<14	14 - <18	18 - <26	≥26
International Code of Marketing of Breastmilk Substitutes (alignment)	Not	Slightly	Moderately	Substantially	

International conventions	
✓	Convention on the Rights of the Child
✓	Convention on the Rights of Persons with Disabilities
✓	CRC Optional Protocol on the Sale of Children, Child Prostitution and Child Pornography
✓	Hague Convention on Protection of Children and Cooperation in Respect of Intercountry Adoption



Azerbaijan

Countdown to 2030

Women's, Children's & Adolescents' Health

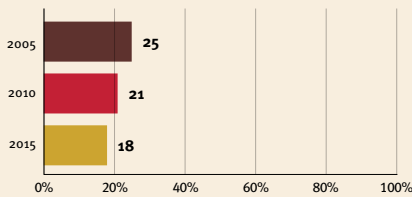
Demographics

Population	10,358,074
Annual births	123,673
Children under 5	672,045 (6%)
Under-five mortality	19/1,000

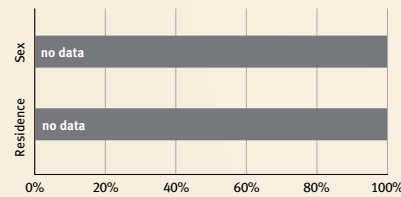
Threats to Early Childhood Development

Maternal mortality	41/100,000	Adolescent birth rate	42/1,000
Low birthweight	11%	Preterm births	9%
Child poverty	0%	Under-five stunting	13%
Violent discipline	75%	Inadequate supervision	no data

Young children at risk of poor development



Risk by sex and residence



Children with functional difficulty

no data

Children developmentally on-track

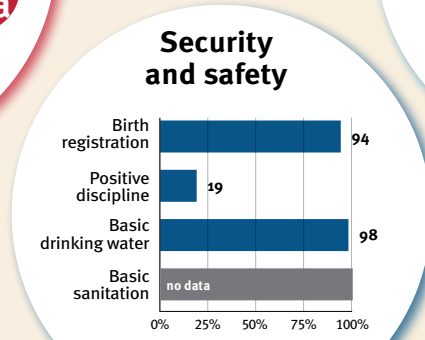
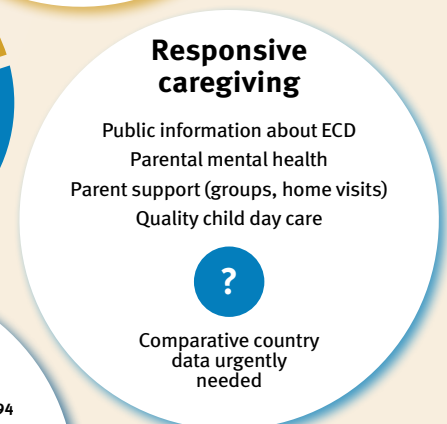
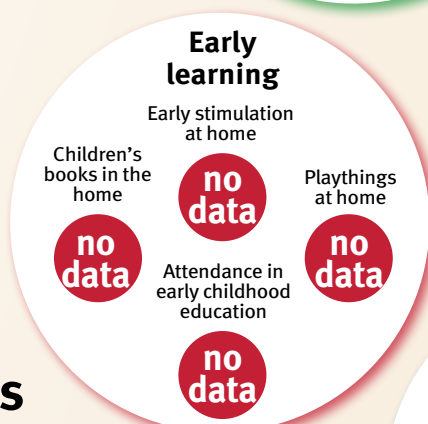
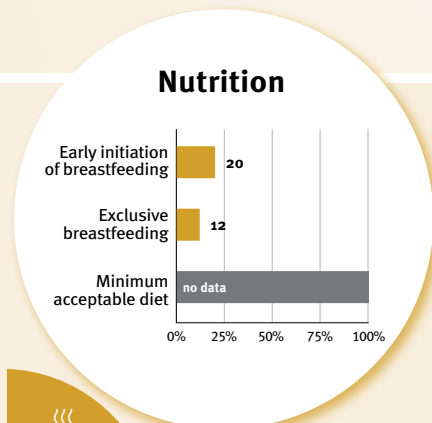
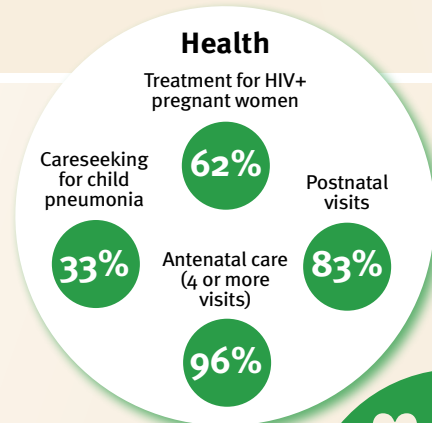
no data

At risk in 2005, 2010 and 2015, using a composite indicator of under-five stunting or poverty

Support and services for early childhood development: Nurturing care

Parents and caregivers need a facilitating environment of laws, policies, services and community support to assist them in providing their young children with nurturing care.

Facilitating environments



Policies				
<20%	20-39%	40-59%	60-79%	≥80%
X Officially adopted national multisectoral ECD policy				
Child and family social protection				
None	<14	14 - <18	18 - <26	≥26
Maternity leave (weeks)				
None	<14	14 - <18	18 - <26	≥26
Paternity leave (weeks)				
Not	Slightly	Moderately	Substantially	
International Code of Marketing of Breastmilk Substitutes (alignment)				

International conventions	
✓	Convention on the Rights of the Child
✓	Convention on the Rights of Persons with Disabilities
✓	CRC Optional Protocol on the Sale of Children, Child Prostitution and Child Pornography
✓	Hague Convention on Protection of Children and Cooperation in Respect of Intercountry Adoption



Bahamas

Countdown to 2030

Women's, Children's & Adolescents' Health

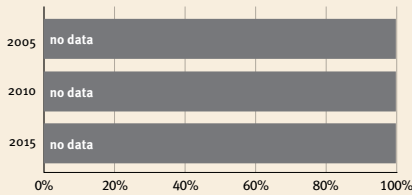
Demographics

Population	409,984
Annual births	4,659
Children under 5	23,144 (6%)
Under-five mortality	13/1,000

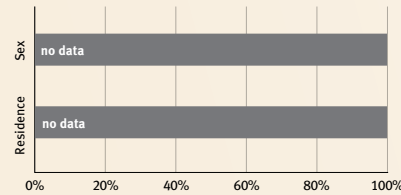
Threats to Early Childhood Development

Maternal mortality	77/100,000	Adolescent birth rate	26/1,000
Low birthweight	15%	Preterm births	10%
Child poverty	no data	Under-five stunting	no data
Violent discipline	no data	Inadequate supervision	no data

Young children at risk of poor development



Risk by sex and residence



Children with functional difficulty

no data

Children developmentally on-track

no data

At risk in 2005, 2010 and 2015, using a composite indicator of under-five stunting or poverty

Support and services for early childhood development: Nurturing care

Parents and caregivers need a facilitating environment of laws, policies, services and community support to assist them in providing their young children with nurturing care.

Facilitating environments

Health

Treatment for HIV+ pregnant women

Careseeking for child pneumonia: **no data**

Postnatal visits: **no data**

Antenatal care (4 or more visits): **85%**

Nutrition

Early initiation of breastfeeding: **no data**

Exclusive breastfeeding: **no data**

Minimum acceptable diet: **no data**

Early learning

Early stimulation at home

Children's books in the home: **no data**

Playthings at home: **no data**

Attendance in early childhood education: **no data**



Responsive caregiving

Public information about ECD

Parental mental health

Parent support (groups, home visits)

Quality child day care

Comparative country data urgently needed

Security and safety

Birth registration: **no data**

Positive discipline: **no data**

Basic drinking water: **no data**

Basic sanitation: **no data**

Policies					
	<20%	20-39%	40-59%	60-79%	≥80%
Officially adopted national multisectoral ECD policy	X				
Child and family social protection					
Maternity leave (weeks)	None	<14	14 - <18	18 - <26	≥26
Paternity leave (weeks)	None	<14	14 - <18	18 - <26	≥26
International Code of Marketing of Breastmilk Substitutes (alignment)	Not	Slightly	Moderately	Substantially	

International conventions	
✓	Convention on the Rights of the Child
✓	Convention on the Rights of Persons with Disabilities
✓	CRC Optional Protocol on the Sale of Children, Child Prostitution and Child Pornography
X	Hague Convention on Protection of Children and Cooperation in Respect of Intercountry Adoption



Bahrain

Countdown to 2030

Women's, Children's & Adolescents' Health

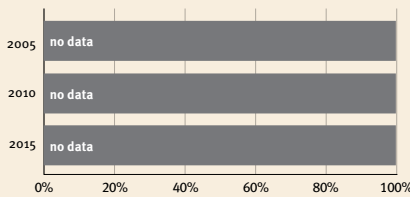
Demographics

Population	1,472,233
Annual births	16,861
Children under 5	93,778 (6%)
Under-five mortality	7/1,000

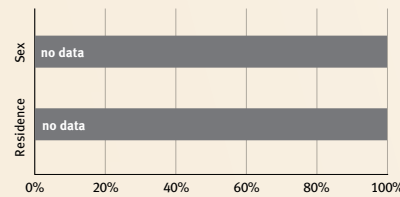
Threats to Early Childhood Development

Maternal mortality	16/100,000	Adolescent birth rate	9/1,000
Low birthweight	12%	Preterm births	14%
Child poverty	no data	Under-five stunting	5%
Violent discipline	no data	Inadequate supervision	no data

Young children at risk of poor development



Risk by sex and residence



Children with functional difficulty

no data

Children developmentally on-track

no data

At risk in 2005, 2010 and 2015, using a composite indicator of under-five stunting or poverty

Support and services for early childhood development: Nurturing care

Parents and caregivers need a facilitating environment of laws, policies, services and community support to assist them in providing their young children with nurturing care.

Facilitating environments

Health

- Treatment for HIV+ pregnant women: **no data**
- Careseeking for child pneumonia: **no data**
- Postnatal visits: **no data**
- Antenatal care (4 or more visits): **no data**
- 100%

Nutrition

- Early initiation of breastfeeding: **no data**
- Exclusive breastfeeding: **no data**
- Minimum acceptable diet: **no data**

Early learning

- Early stimulation at home: **no data**
- Children's books in the home: **no data**
- Playthings at home: **no data**
- Attendance in early childhood education: **no data**

Responsive caregiving

- Public information about ECD
- Parental mental health
- Parent support (groups, home visits)
- Quality child day care
- Comparative country data urgently needed

Security and safety

- Birth registration: 100
- Positive discipline: **no data**
- Basic drinking water: >99
- Basic sanitation: >99

Policies				
<20%	20-39%	40-59%	60-79%	≥80%
X Officially adopted national multisectoral ECD policy				
Child and family social protection				
None	<14	14 - <18	18 - <26	≥26
Maternity leave (weeks)				
None	<14	14 - <18	18 - <26	≥26
Paternity leave (weeks)				
Not	Slightly	Moderately	Substantially	
International Code of Marketing of Breastmilk Substitutes (alignment)				

International conventions	
✓	Convention on the Rights of the Child
✓	Convention on the Rights of Persons with Disabilities
✓	CRC Optional Protocol on the Sale of Children, Child Prostitution and Child Pornography
X	Hague Convention on Protection of Children and Cooperation in Respect of Inter-country Adoption



Bangladesh

Countdown to 2030

Women's, Children's & Adolescents' Health

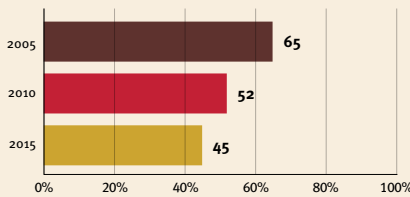
Demographics

Population	171,186,373
Annual births	2,994,966
Children under 5	14,677,639 (9%)
Under-five mortality	27/1,000

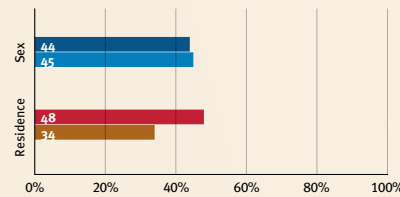
Threats to Early Childhood Development

Maternal mortality	123/100,000	Adolescent birth rate	74/1,000
Low birthweight	23%	Preterm births	14%
Child poverty	22%	Under-five stunting	26%
Violent discipline	88%	Inadequate supervision	11%

Young children at risk of poor development



Risk by sex and residence



Children with functional difficulty



Children developmentally on-track

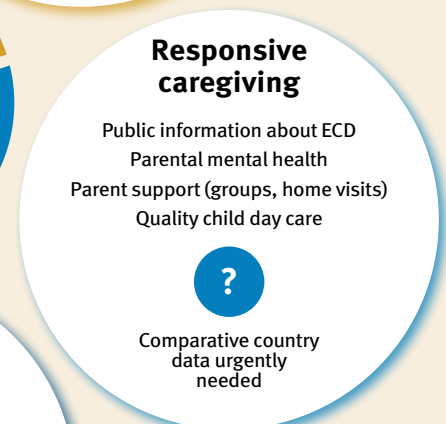
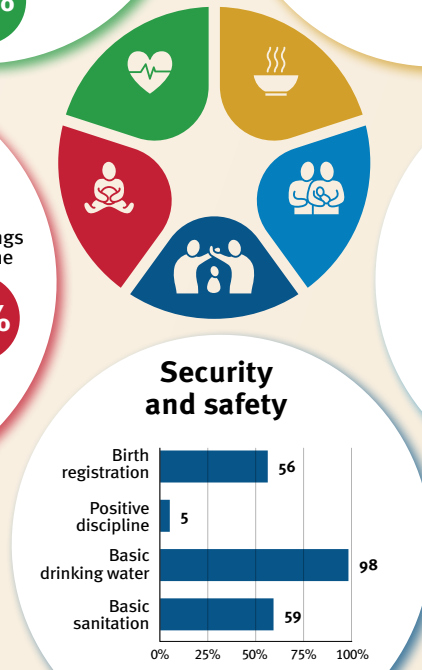

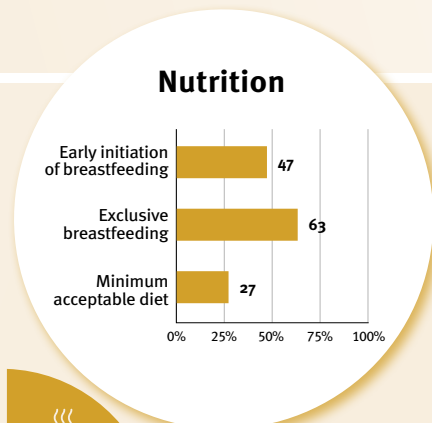
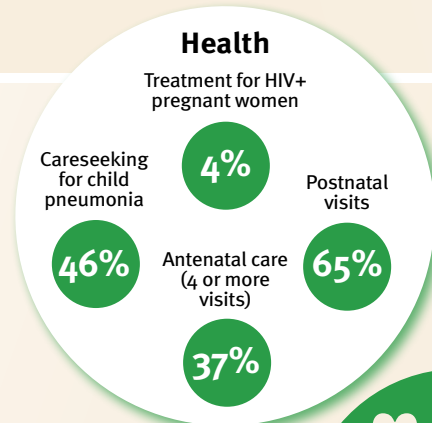


At risk in 2005, 2010 and 2015, using a composite indicator of under-five stunting or poverty

Support and services for early childhood development: Nurturing care

Parents and caregivers need a facilitating environment of laws, policies, services and community support to assist them in providing their young children with nurturing care.

Facilitating environments



Policies				
✓	20-39%	40-59%	60-79%	≥80%
Officially adopted national multisectoral ECD policy				
Child and family social protection				
None	<14	14 - <18	18 - <26	≥26
Maternity leave (weeks)				
None	<14	14 - <18	18 - <26	≥26
Paternity leave (weeks)				
Not	Slightly	Moderately	Substantially	
International Code of Marketing of Breastmilk Substitutes (alignment)				

International conventions	
✓	Convention on the Rights of the Child
✓	Convention on the Rights of Persons with Disabilities
✓	CRC Optional Protocol on the Sale of Children, Child Prostitution and Child Pornography
✗	Hague Convention on Protection of Children and Cooperation in Respect of Inter-country Adoption



Barbados

Countdown to 2030

Women's, Children's & Adolescents' Health

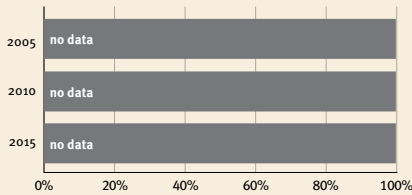
Demographics

Population	281,635
Annual births	3,037
Children under 5	15,067 (5%)
Under-five mortality	12/1,000

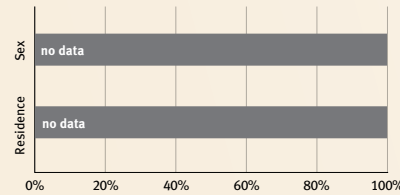
Threats to Early Childhood Development

Maternal mortality	39/100,000	Adolescent birth rate	48/1,000
Low birthweight	no data	Preterm births	9%
Child poverty	no data	Under-five stunting	6%
Violent discipline	78%	Inadequate supervision	1%

Young children at risk of poor development



Risk by sex and residence



Children with functional difficulty

no data

Children developmentally on-track

97%

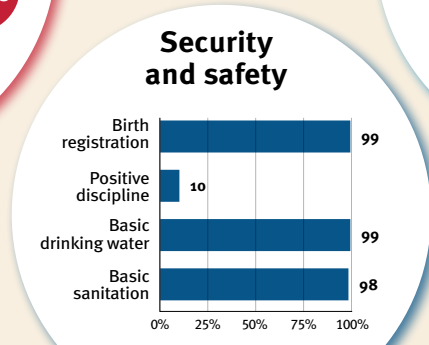
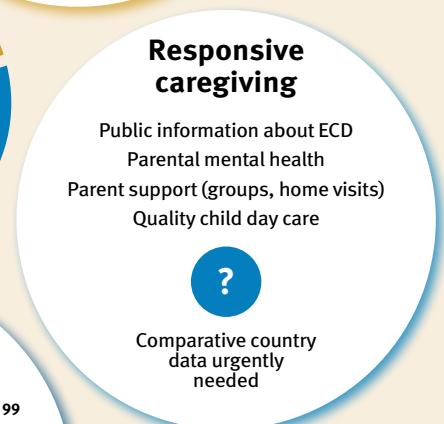

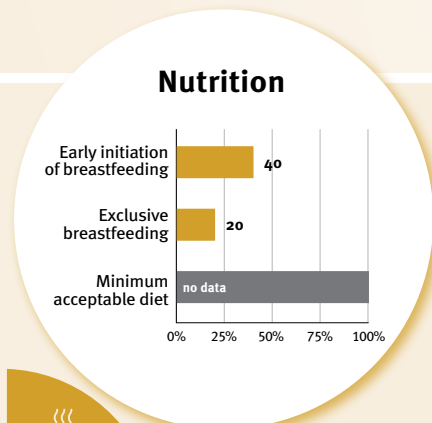
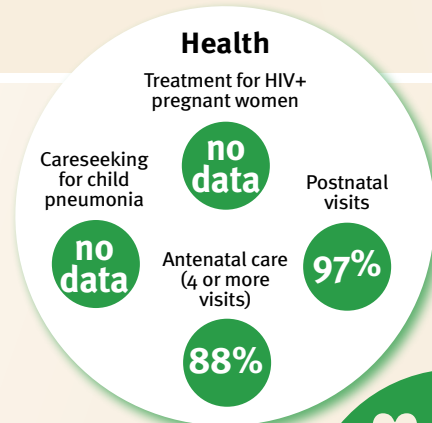
At risk in 2005, 2010 and 2015, using a composite indicator of under-five stunting or poverty

Support and services for early childhood development: Nurturing care

Parents and caregivers need a facilitating environment of laws, policies, services and community support to assist them in providing their young children with nurturing care.

Facilitating environments

Policies					
	<20%	20-39%	40-59%	60-79%	≥80%
Officially adopted national multisectoral ECD policy	X				
Child and family social protection					
Maternity leave (weeks)	None	<14	14 - <18	18 - <26	≥26
Paternity leave (weeks)	None	<14	14 - <18	18 - <26	≥26
International Code of Marketing of Breastmilk Substitutes (alignment)	Not	Slightly	Moderately	Substantially	



International conventions	
✓	Convention on the Rights of the Child
✓	Convention on the Rights of Persons with Disabilities
X	CRC Optional Protocol on the Sale of Children, Child Prostitution and Child Pornography
X	Hague Convention on Protection of Children and Cooperation in Respect of Intercountry Adoption



Belarus

Countdown to 2030

Women's, Children's & Adolescents' Health

Demographics

Population	9,534,955
Annual births	87,252
Children under 5	452,324 (5%)
Under-five mortality	3/1,000

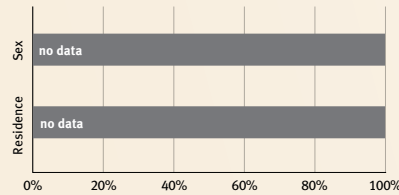
Threats to Early Childhood Development

Maternal mortality	1/100,000	Adolescent birth rate	12/1,000
Low birthweight	5%	Preterm births	4%
Child poverty	no data	Under-five stunting	4%
Violent discipline	55%	Inadequate supervision	2%

Young children at risk of poor development



Risk by sex and residence



Children with functional difficulty



Children developmentally on-track

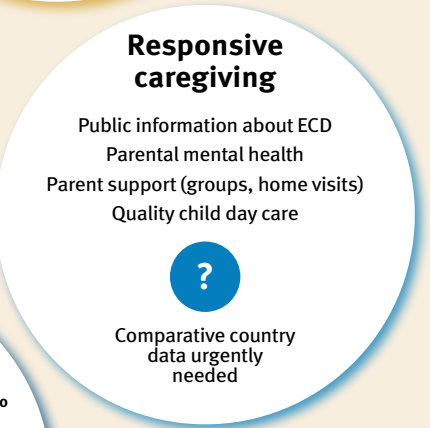
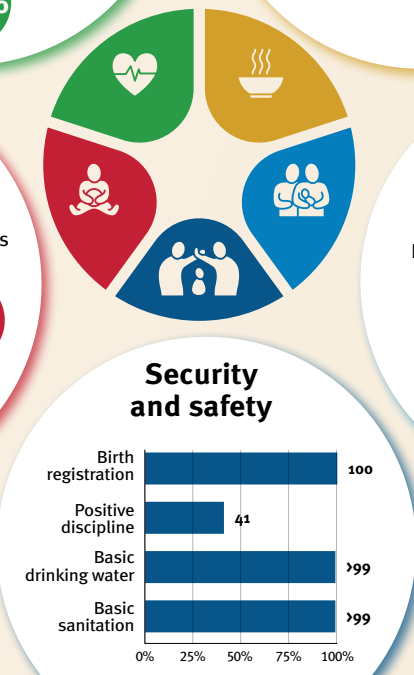
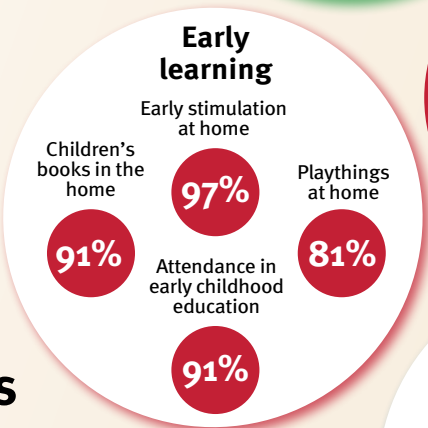
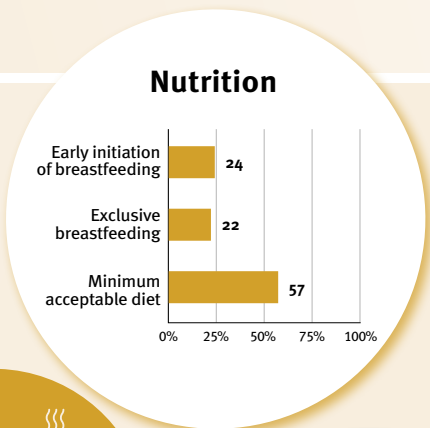
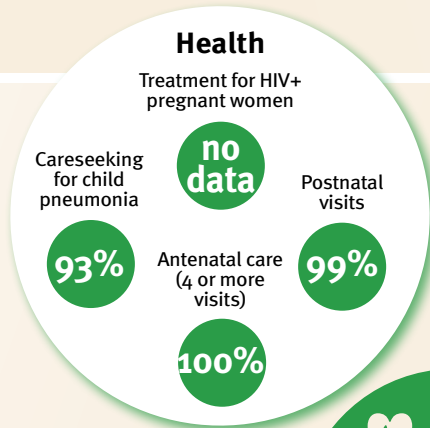


At risk in 2005, 2010 and 2015, using a composite indicator of under-five stunting or poverty

Support and services for early childhood development: Nurturing care

Parents and caregivers need a facilitating environment of laws, policies, services and community support to assist them in providing their young children with nurturing care.

Facilitating environments



Policies					
	<20%	20-39%	40-59%	60-79%	≥80%
Officially adopted national multisectoral ECD policy	X				
Child and family social protection	None	<14	14 - <18	18 - <26	≥26
Maternity leave (weeks)	None	<14	14 - <18	18 - <26	≥26
Paternity leave (weeks)	None	<14	14 - <18	18 - <26	≥26
International Code of Marketing of Breastmilk Substitutes (alignment)	Not	Slightly	Moderately	Substantially	

International conventions	
✓	Convention on the Rights of the Child
✓	Convention on the Rights of Persons with Disabilities
✓	CRC Optional Protocol on the Sale of Children, Child Prostitution and Child Pornography
✓	Hague Convention on Protection of Children and Cooperation in Respect of Intercountry Adoption



Belgium

Countdown to 2030

Women's, Children's & Adolescents' Health

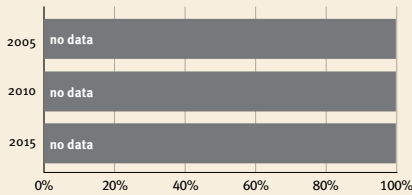
Demographics

Population	11,655,930
Annual births	117,003
Children under 5	594,097 (5%)
Under-five mortality	4/1,000

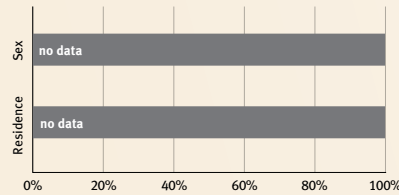
Threats to Early Childhood Development

Maternal mortality	5/100,000	Adolescent birth rate	5/1,000
Low birthweight	7%	Preterm births	8%
Child poverty	no data	Under-five stunting	2%
Violent discipline	no data	Inadequate supervision	no data

Young children at risk of poor development



Risk by sex and residence



Children with functional difficulty

no data

Children developmentally on-track

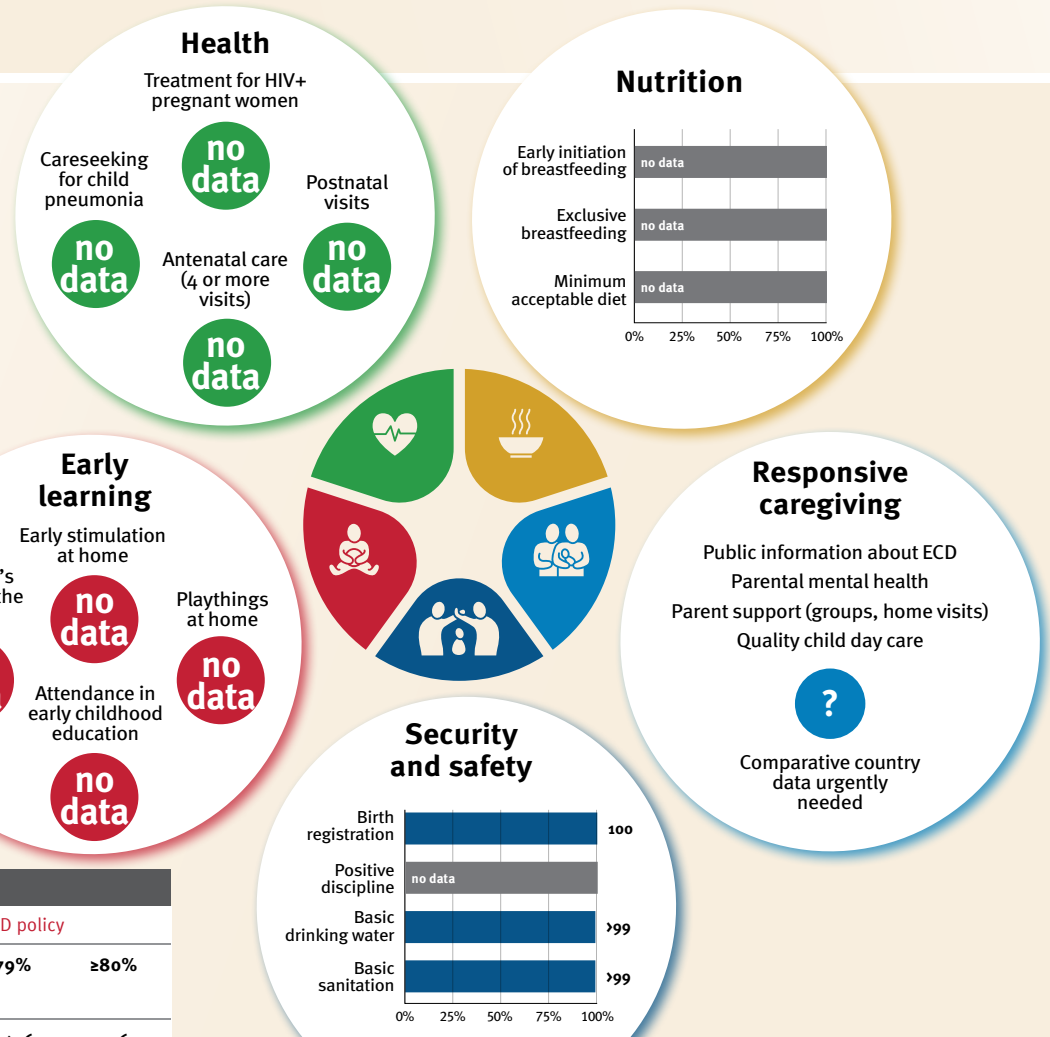
no data

At risk in 2005, 2010 and 2015, using a composite indicator of under-five stunting or poverty

Support and services for early childhood development: Nurturing care

Parents and caregivers need a facilitating environment of laws, policies, services and community support to assist them in providing their young children with nurturing care.

Facilitating environments



Policies					
	<20%	20-39%	40-59%	60-79%	≥80%
Officially adopted national multisectoral ECD policy	X				
Child and family social protection	None	<14	14 - <18	18 - <26	≥26
Maternity leave (weeks)	None	<14	14 - <18	18 - <26	≥26
Paternity leave (weeks)	None	<14	14 - <18	18 - <26	≥26
International Code of Marketing of Breastmilk Substitutes (alignment)	Not	Slightly	Moderately	Substantially	

International conventions	
✓	Convention on the Rights of the Child
✓	Convention on the Rights of Persons with Disabilities
✓	CRC Optional Protocol on the Sale of Children, Child Prostitution and Child Pornography
✓	Hague Convention on Protection of Children and Cooperation in Respect of Intercountry Adoption



Belize

Countdown to 2030

Women's, Children's & Adolescents' Health

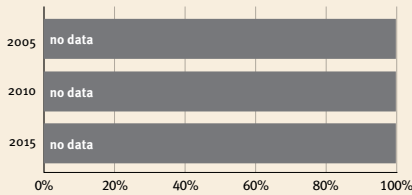
Demographics

Population	405,273
Annual births	7,193
Children under 5	36,822 (9%)
Under-five mortality	11/1,000

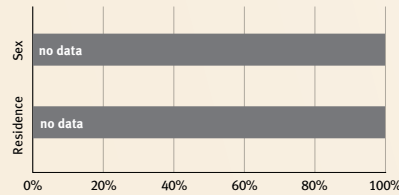
Threats to Early Childhood Development

Maternal mortality	130/100,000	Adolescent birth rate	57/1,000
Low birthweight	12%	Preterm births	10%
Child poverty	no data	Under-five stunting	12%
Violent discipline	63%	Inadequate supervision	13%

Young children at risk of poor development



Risk by sex and residence



Children with functional difficulty

no data

Children developmentally on-track

83%

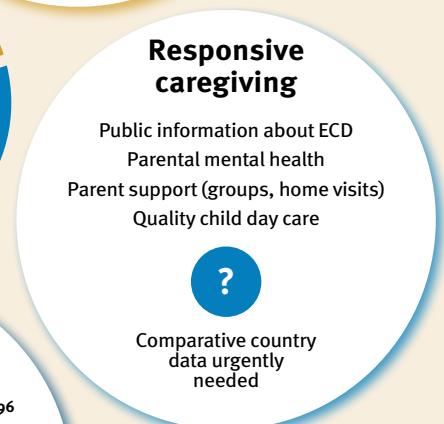
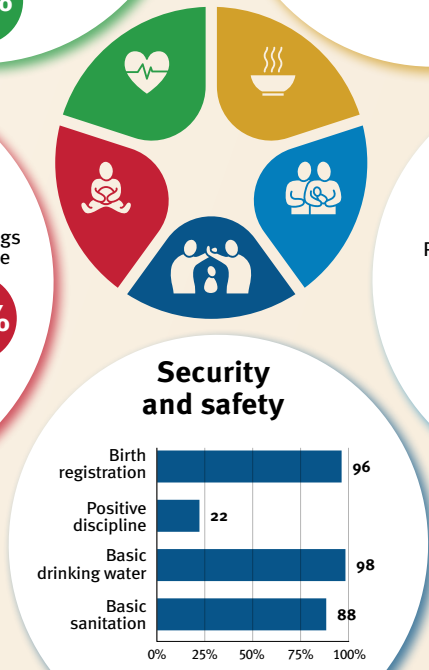

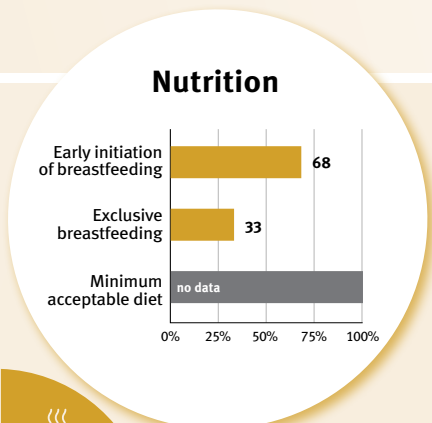
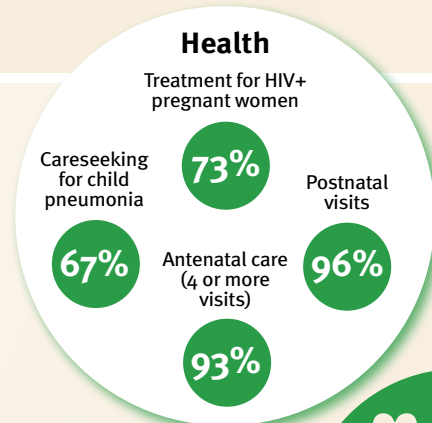
At risk in 2005, 2010 and 2015, using a composite indicator of under-five stunting or poverty

Support and services for early childhood development: Nurturing care

Parents and caregivers need a facilitating environment of laws, policies, services and community support to assist them in providing their young children with nurturing care.

Facilitating environments

Policies					
✓	<20%	20-39%	40-59%	60-79%	≥80%
Officially adopted national multisectoral ECD policy					
Child and family social protection					
None	<14	14 - <18	18 - <26	≥26	
Maternity leave (weeks)					
None	<14	14 - <18	18 - <26	≥26	
Paternity leave (weeks)					
Not	Slightly	Moderately	Substantially		
International Code of Marketing of Breastmilk Substitutes (alignment)					



International conventions

✓	Convention on the Rights of the Child
✓	Convention on the Rights of Persons with Disabilities
✓	CRC Optional Protocol on the Sale of Children, Child Prostitution and Child Pornography
✓	Hague Convention on Protection of Children and Cooperation in Respect of Intercountry Adoption



Benin

Countdown to 2030

Women's, Children's & Adolescents' Health

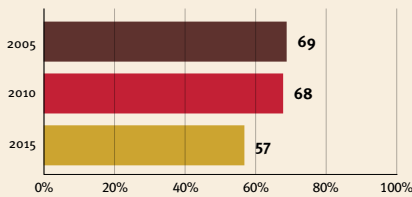
Demographics

Population	13,352,864
Annual births	481,715
Children under 5	2,173,104 (16%)
Under-five mortality	84/1,000

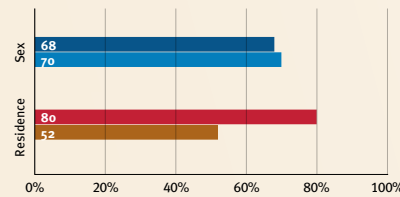
Threats to Early Childhood Development

Maternal mortality	523/100,000	Adolescent birth rate	108/1,000
Low birthweight	16%	Preterm births	11%
Child poverty	50%	Under-five stunting	30%
Violent discipline	87%	Inadequate supervision	29%

Young children at risk of poor development



Risk by sex and residence



Children with functional difficulty

no data

Children developmentally on-track

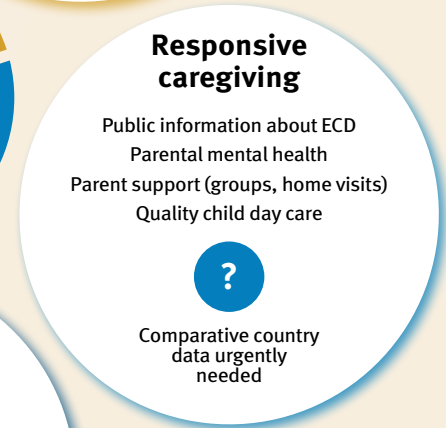
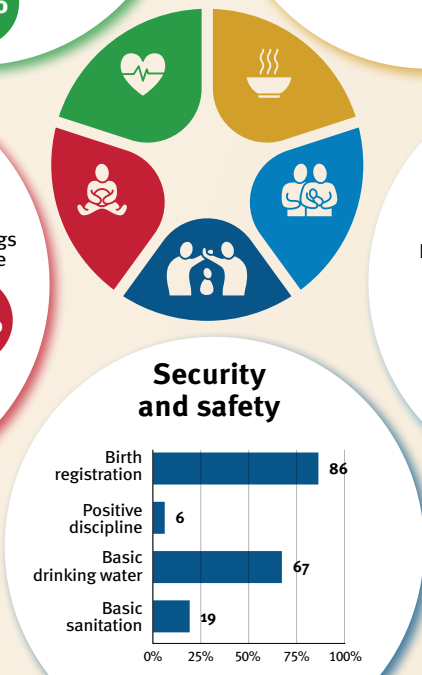

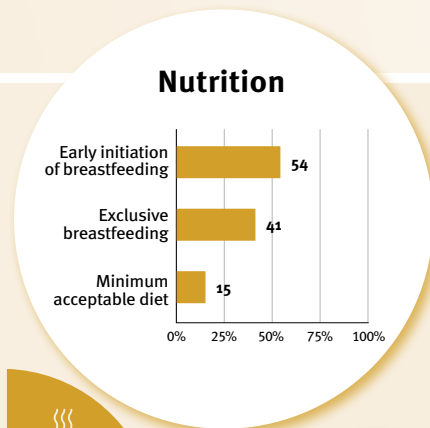
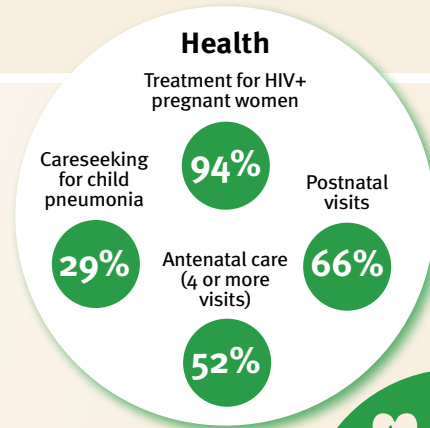
54%

At risk in 2005, 2010 and 2015, using a composite indicator of under-five stunting or poverty

Support and services for early childhood development: Nurturing care

Parents and caregivers need a facilitating environment of laws, policies, services and community support to assist them in providing their young children with nurturing care.

Facilitating environments



Policies					
✓	<20%	20-39%	40-59%	60-79%	≥80%
Officially adopted national multisectoral ECD policy					
Child and family social protection					
None	<14	14 - <18	18 - <26	≥26	
Maternity leave (weeks)					
None	<14	14 - <18	18 - <26	≥26	
Paternity leave (weeks)					
Not	Slightly	Moderately	Substantially		
International Code of Marketing of Breastmilk Substitutes (alignment)					

International conventions	
✓	Convention on the Rights of the Child
✓	Convention on the Rights of Persons with Disabilities
✓	CRC Optional Protocol on the Sale of Children, Child Prostitution and Child Pornography
✓	Hague Convention on Protection of Children and Cooperation in Respect of Intercountry Adoption



Bhutan

Countdown to 2030

Women's, Children's & Adolescents' Health

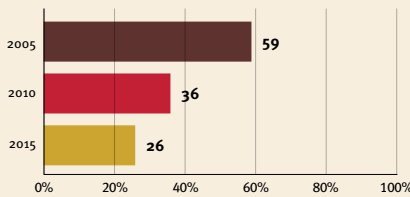
Demographics

Population	782,455
Annual births	9,648
Children under 5	49,107 (6%)
Under-five mortality	27/1,000

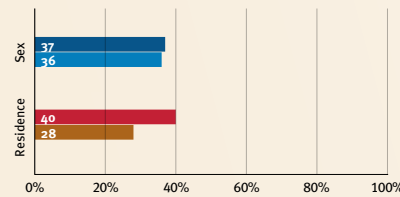
Threats to Early Childhood Development

Maternal mortality	60/100,000	Adolescent birth rate	8/1,000
Low birthweight	11%	Preterm births	10%
Child poverty	5%	Under-five stunting	23%
Violent discipline	no data	Inadequate supervision	14%

Young children at risk of poor development



Risk by sex and residence



Children with functional difficulty

no data

Children developmentally on-track

72%

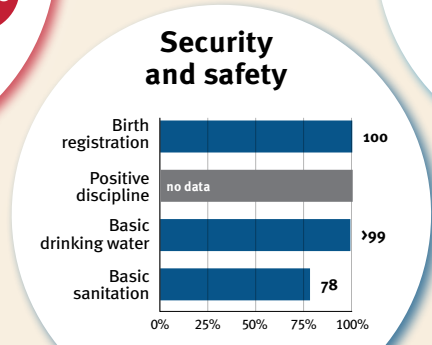
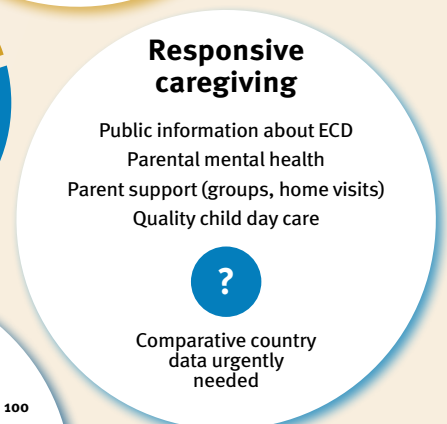

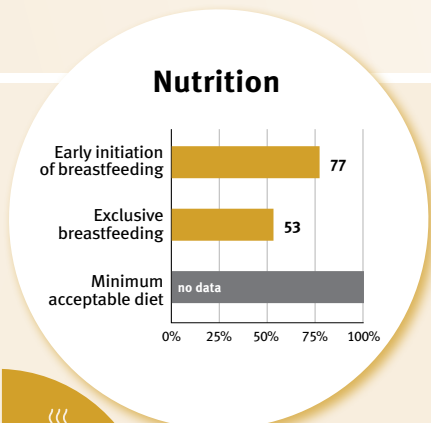
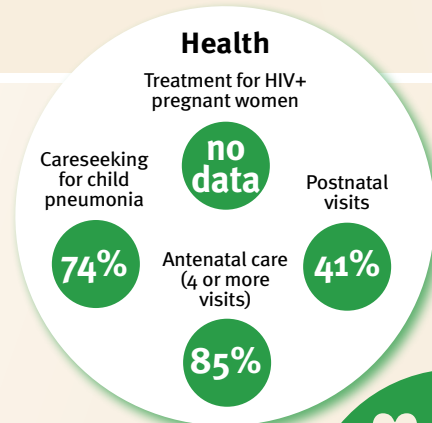
At risk in 2005, 2010 and 2015, using a composite indicator of under-five stunting or poverty

Support and services for early childhood development: Nurturing care

Parents and caregivers need a facilitating environment of laws, policies, services and community support to assist them in providing their young children with nurturing care.

Facilitating environments

Policies					
✓	<20%	20-39%	40-59%	60-79%	≥80%
Officially adopted national multisectoral ECD policy					
Child and family social protection					
None	<14	14 - <18	18 - <26	≥26	
Maternity leave (weeks)					
None	<14	14 - <18	18 - <26	≥26	
Paternity leave (weeks)					
Not	Slightly	Moderately	Substantially		
International Code of Marketing of Breastmilk Substitutes (alignment)					



International conventions	
✓	Convention on the Rights of the Child
✓	Convention on the Rights of Persons with Disabilities
✓	CRC Optional Protocol on the Sale of Children, Child Prostitution and Child Pornography
✗	Hague Convention on Protection of Children and Cooperation in Respect of Intercountry Adoption



Bolivia (Plurinational State of)

Countdown to 2030

Women's, Children's & Adolescents' Health

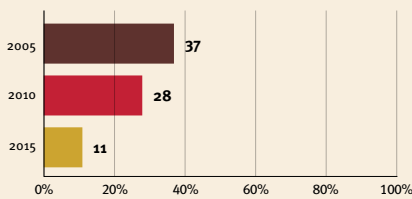
Demographics

Population	12,224,110
Annual births	264,070
Children under 5	1,274,322 (10%)
Under-five mortality	25/1,000

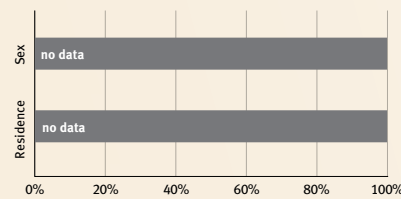
Threats to Early Childhood Development

Maternal mortality	161/100,000	Adolescent birth rate	71/1,000
Low birthweight	8%	Preterm births	9%
Child poverty	15%	Under-five stunting	11%
Violent discipline	no data	Inadequate supervision	no data

Young children at risk of poor development



Risk by sex and residence



Children with functional difficulty

no data

Children developmentally on-track

no data

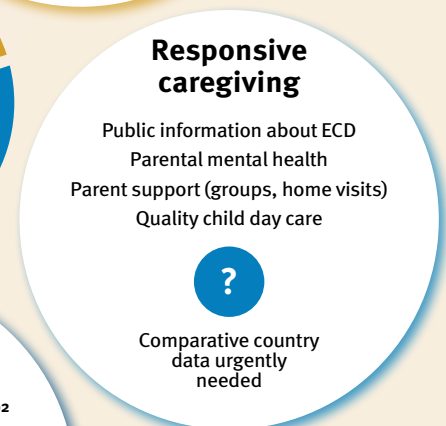

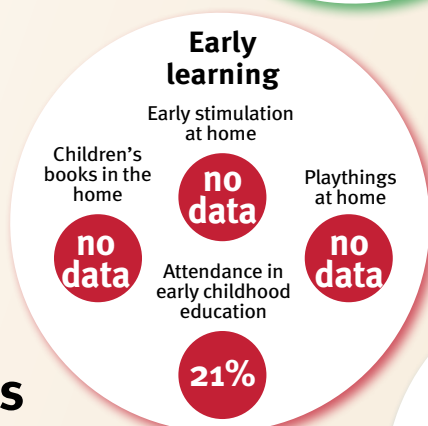
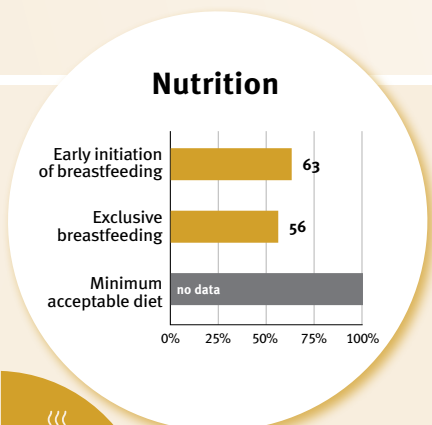
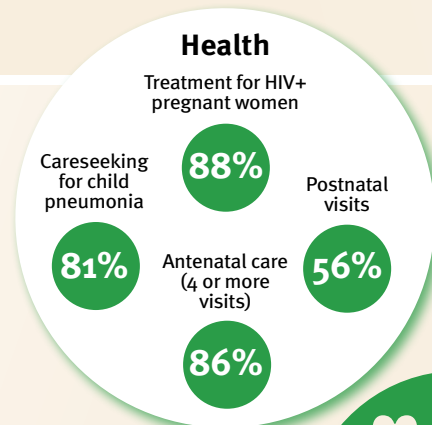
At risk in 2005, 2010 and 2015, using a composite indicator of under-five stunting or poverty

Support and services for early childhood development: Nurturing care

Parents and caregivers need a facilitating environment of laws, policies, services and community support to assist them in providing their young children with nurturing care.

Facilitating environments

Policies				
<20%	20-39%	40-59%	60-79%	≥80%
X Officially adopted national multisectoral ECD policy				
Child and family social protection				
None	<14	14 - <18	18 - <26	≥26
Maternity leave (weeks)				
None	<14	14 - <18	18 - <26	≥26
Paternity leave (weeks)				
Not	Slightly	Moderately	Substantially	
International Code of Marketing of Breastmilk Substitutes (alignment)				



International conventions

- ✓ Convention on the Rights of the Child
- ✓ Convention on the Rights of Persons with Disabilities
- ✓ CRC Optional Protocol on the Sale of Children, Child Prostitution and Child Pornography
- ✓ Hague Convention on Protection of Children and Cooperation in Respect of Intercountry Adoption



Bosnia and Herzegovina

Countdown to 2030

Women's, Children's & Adolescents' Health

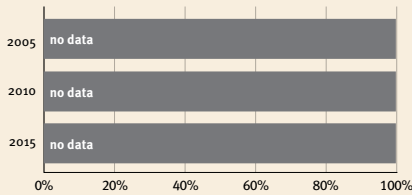
Demographics

Population	3,233,527
Annual births	26,764
Children under 5	149,262 (5%)
Under-five mortality	6/1,000

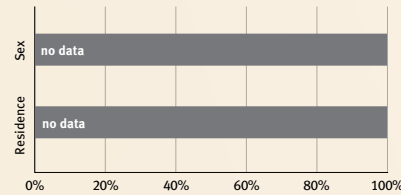
Threats to Early Childhood Development

Maternal mortality	6/100,000	Adolescent birth rate	10/1,000
Low birthweight	5%	Preterm births	8%
Child poverty	no data	Under-five stunting	8%
Violent discipline	55%	Inadequate supervision	2%

Young children at risk of poor development



Risk by sex and residence



Children with functional difficulty

no data

Children developmentally on-track

96%

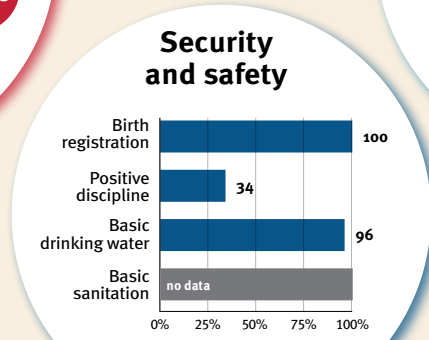
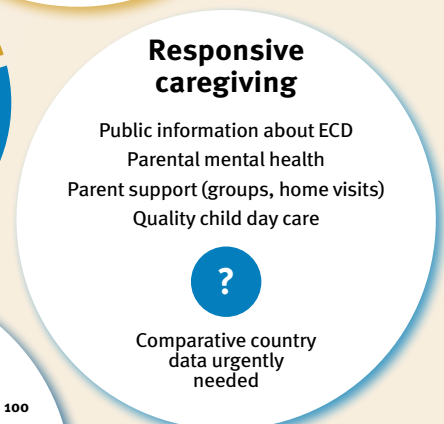

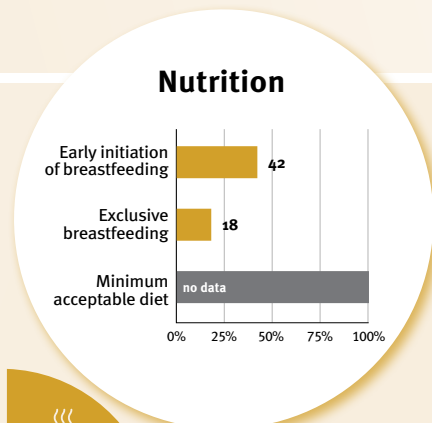
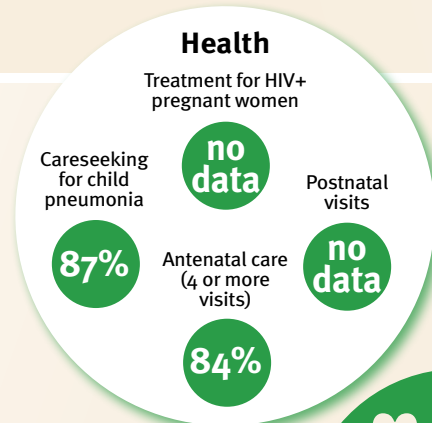
At risk in 2005, 2010 and 2015, using a composite indicator of under-five stunting or poverty

Support and services for early childhood development: Nurturing care

Parents and caregivers need a facilitating environment of laws, policies, services and community support to assist them in providing their young children with nurturing care.

Facilitating environments

Policies					
✓	<20%	20-39%	40-59%	60-79%	≥80%
Officially adopted national multisectoral ECD policy					
Child and family social protection					
None	<14	14 - <18	18 - <26	≥26	
Maternity leave (weeks)					
None	<14	14 - <18	18 - <26	≥26	
Paternity leave (weeks)					
Not	Slightly	Moderately	Substantially		
International Code of Marketing of Breastmilk Substitutes (alignment)					



International conventions

✓	Convention on the Rights of the Child
✓	Convention on the Rights of Persons with Disabilities
✓	CRC Optional Protocol on the Sale of Children, Child Prostitution and Child Pornography
✗	Hague Convention on Protection of Children and Cooperation in Respect of Inter-country Adoption



Botswana

Countdown to 2030

Women's, Children's & Adolescents' Health

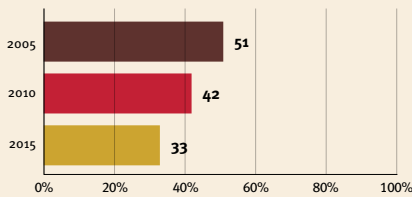
Demographics

Population	2,630,296
Annual births	60,554
Children under 5	296,060 (11%)
Under-five mortality	35/1,000

Threats to Early Childhood Development

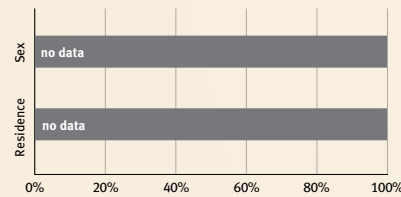
Maternal mortality	186/100,000	Adolescent birth rate	50/1,000
Low birthweight	17%	Preterm births	15%
Child poverty	no data	Under-five stunting	22%
Violent discipline	no data	Inadequate supervision	no data

Young children at risk of poor development



At risk in 2005, 2010 and 2015, using a composite indicator of under-five stunting or poverty

Risk by sex and residence



Children with functional difficulty

no data

Children developmentally on-track

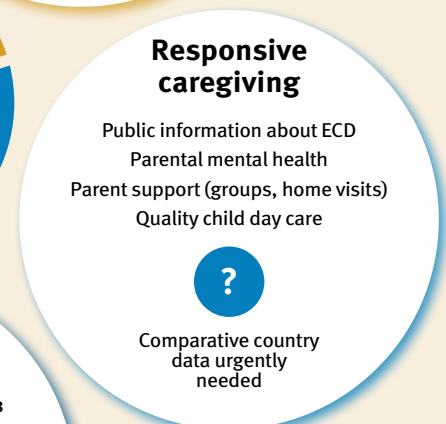

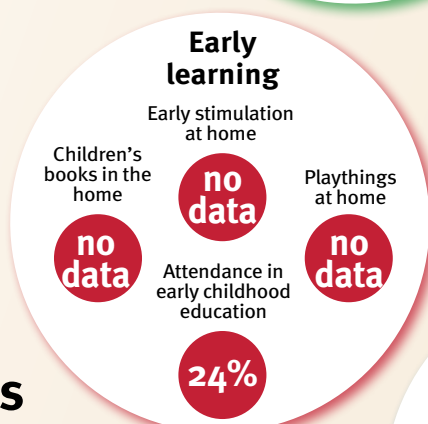
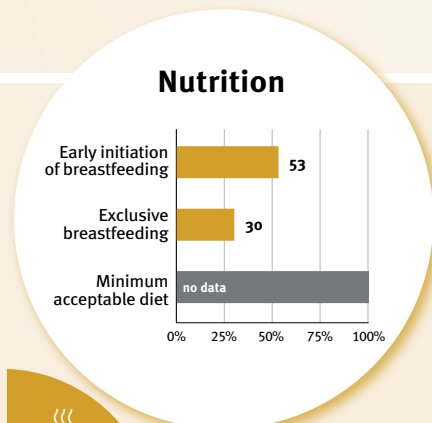
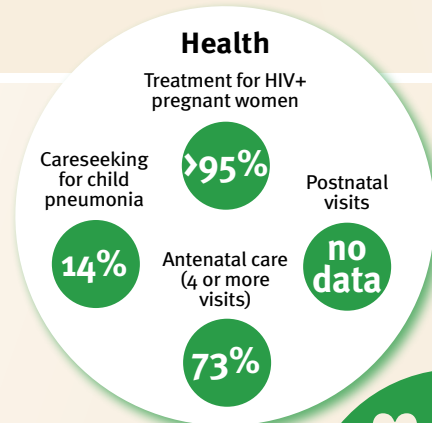
no data

Support and services for early childhood development: Nurturing care

Parents and caregivers need a facilitating environment of laws, policies, services and community support to assist them in providing their young children with nurturing care.

Facilitating environments

Policies				
✓	20-39%	40-59%	60-79%	≥80%
Officially adopted national multisectoral ECD policy				
Child and family social protection				
None	<14	14 - <18	18 - <26	≥26
Maternity leave (weeks)				
None	<14	14 - <18	18 - <26	≥26
Paternity leave (weeks)				
Not	Slightly	Moderately	Substantially	
International Code of Marketing of Breastmilk Substitutes (alignment)				



International conventions

✓	Convention on the Rights of the Child
✓	Convention on the Rights of Persons with Disabilities
✓	CRC Optional Protocol on the Sale of Children, Child Prostitution and Child Pornography
✗	Hague Convention on Protection of Children and Cooperation in Respect of Intercountry Adoption



Brazil

Countdown to 2030

Women's, Children's & Adolescents' Health

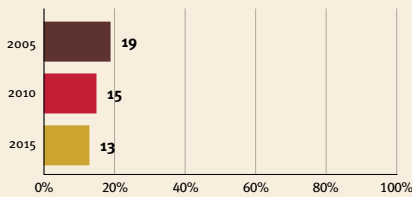
Demographics

Population	215,313,498
Annual births	2,723,266
Children under 5	14,057,192 (7%)
Under-five mortality	14/1,000

Threats to Early Childhood Development

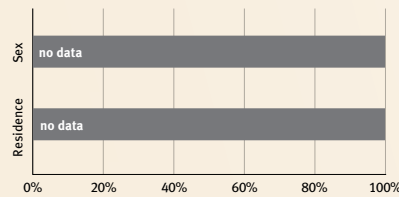
Maternal mortality	72/100,000	Adolescent birth rate	43/1,000
Low birthweight	9%	Preterm births	9%
Child poverty	no data	Under-five stunting	7%
Violent discipline	no data	Inadequate supervision	no data

Young children at risk of poor development



At risk in 2005, 2010 and 2015, using a composite indicator of under-five stunting or poverty

Risk by sex and residence



Children with functional difficulty

no data

Children developmentally on-track

no data

Support and services for early childhood development: Nurturing care

Parents and caregivers need a facilitating environment of laws, policies, services and community support to assist them in providing their young children with nurturing care.

Facilitating environments

Health

Treatment for HIV+ pregnant women

- Careseeking for child pneumonia: **50%**
- Antenatal care (4 or more visits): **93%**
- Postnatal visits: **no data**

Nutrition

- Early initiation of breastfeeding: **62%**
- Exclusive breastfeeding: **46%**
- Minimum acceptable diet: **no data**

Early learning

Early stimulation at home

- Children's books in the home: **no data**
- Playthings at home: **no data**
- Attendance in early childhood education: **93%**



Responsive caregiving

- Public information about ECD
- Parental mental health
- Parent support (groups, home visits)
- Quality child day care
- Comparative country data urgently needed

Security and safety

- Birth registration: **96%**
- Positive discipline: **no data**
- Basic drinking water: **99%**
- Basic sanitation: **91%**

Policies					
	<20%	20-39%	40-59%	60-79%	≥80%
Officially adopted national multisectoral ECD policy	✓				
Child and family social protection	None	<14	14 - <18	18 - <26	≥26
Maternity leave (weeks)	None	<14	14 - <18	18 - <26	≥26
Paternity leave (weeks)	None	<14	14 - <18	18 - <26	≥26
International Code of Marketing of Breastmilk Substitutes (alignment)	Not	Slightly	Moderately	Substantially	

International conventions	
✓	Convention on the Rights of the Child
✓	Convention on the Rights of Persons with Disabilities
✓	CRC Optional Protocol on the Sale of Children, Child Prostitution and Child Pornography
✓	Hague Convention on Protection of Children and Cooperation in Respect of Intercountry Adoption



British Virgin Islands

Countdown to 2030

Women's, Children's & Adolescents' Health

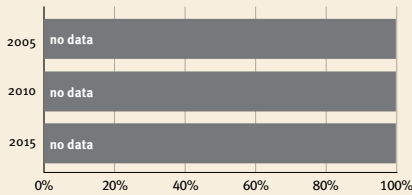
Demographics

Population	31,305
Annual births	238
Children under 5	1,166 (4%)
Under-five mortality	10/1,000

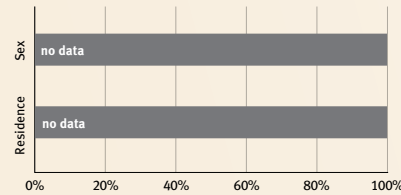
Threats to Early Childhood Development

Maternal mortality	-/100,000	Adolescent birth rate	21/1,000
Low birthweight	no data	Preterm births	no data
Child poverty	no data	Under-five stunting	no data
Violent discipline	no data	Inadequate supervision	no data

Young children at risk of poor development



Risk by sex and residence



Children with functional difficulty

no data

Children developmentally on-track

no data

At risk in 2005, 2010 and 2015, using a composite indicator of under-five stunting or poverty

Support and services for early childhood development: Nurturing care

Parents and caregivers need a facilitating environment of laws, policies, services and community support to assist them in providing their young children with nurturing care.

Facilitating environments

Policies					
	<20%	20-39%	40-59%	60-79%	≥80%
Officially adopted national multisectoral ECD policy	X				
Child and family social protection	None	<14	14 - <18	18 - <26	≥26
Maternity leave (weeks)	None	<14	14 - <18	18 - <26	≥26
Paternity leave (weeks)	None	<14	14 - <18	18 - <26	≥26
International Code of Marketing of Breastmilk Substitutes (alignment)	Not	Slightly	Moderately	Substantially	

Health

- Treatment for HIV+ pregnant women: no data
- Careseeking for child pneumonia: no data
- Postnatal visits: no data
- Antenatal care (4 or more visits): no data

Nutrition

- Early initiation of breastfeeding: no data
- Exclusive breastfeeding: no data
- Minimum acceptable diet: no data

Early learning

- Early stimulation at home: no data
- Children's books in the home: no data
- Playthings at home: no data
- Attendance in early childhood education: no data



Responsive caregiving

- Public information about ECD
- Parental mental health
- Parent support (groups, home visits)
- Quality child day care
- Comparative country data urgently needed

Security and safety

- Birth registration: no data
- Positive discipline: no data
- Basic drinking water: >99
- Basic sanitation: no data

International conventions	
no data	Convention on the Rights of the Child
no data	Convention on the Rights of Persons with Disabilities
no data	CRC Optional Protocol on the Sale of Children, Child Prostitution and Child Pornography
X	Hague Convention on Protection of Children and Cooperation in Respect of Intercountry Adoption



Brunei Darussalam

Countdown to 2030

Women's, Children's & Adolescents' Health

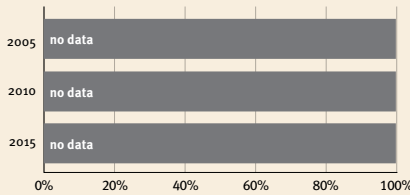
Demographics

Population	449,002
Annual births	6,058
Children under 5	31,336 (7%)
Under-five mortality	12/1,000

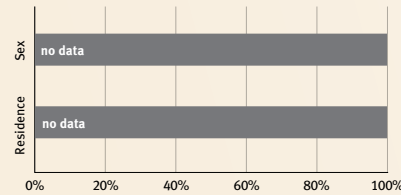
Threats to Early Childhood Development

Maternal mortality	44/100,000	Adolescent birth rate	8/1,000
Low birthweight	14%	Preterm births	12%
Child poverty	no data	Under-five stunting	11%
Violent discipline	no data	Inadequate supervision	no data

Young children at risk of poor development



Risk by sex and residence



Children with functional difficulty

no data

Children developmentally on-track

no data

At risk in 2005, 2010 and 2015, using a composite indicator of under-five stunting or poverty

Support and services for early childhood development: Nurturing care

Parents and caregivers need a facilitating environment of laws, policies, services and community support to assist them in providing their young children with nurturing care.

Facilitating environments

Policies					
	<20%	20-39%	40-59%	60-79%	≥80%
Officially adopted national multisectoral ECD policy	X				
Child and family social protection	None	<14	14 - <18	18 - <26	≥26
Maternity leave (weeks)	None	<14	14 - <18	18 - <26	≥26
Paternity leave (weeks)	None	<14	14 - <18	18 - <26	≥26
International Code of Marketing of Breastmilk Substitutes (alignment)	Not	Slightly	Moderately	Substantially	

Health

Treatment for HIV+ pregnant women

Careseeking for child pneumonia: no data

Postnatal visits: no data

Antenatal care (4 or more visits): 93%

Nutrition

Early initiation of breastfeeding: no data

Exclusive breastfeeding: no data

Minimum acceptable diet: no data

Early learning

Early stimulation at home: no data

Children's books in the home: no data

Playthings at home: no data

Attendance in early childhood education: no data

Security and safety

Birth registration: 100

Positive discipline: no data

Basic drinking water: >99

Basic sanitation: >99

Responsive caregiving

Public information about ECD

Parental mental health

Parent support (groups, home visits)

Quality child day care

Comparative country data urgently needed

International conventions	
✓	Convention on the Rights of the Child
✓	Convention on the Rights of Persons with Disabilities
✓	CRC Optional Protocol on the Sale of Children, Child Prostitution and Child Pornography
X	Hague Convention on Protection of Children and Cooperation in Respect of Intercountry Adoption



Bulgaria

Countdown to 2030

Women's, Children's & Adolescents' Health

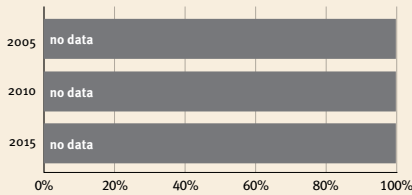
Demographics

Population	6,781,953
Annual births	56,663
Children under 5	298,318 (4%)
Under-five mortality	6/1,000

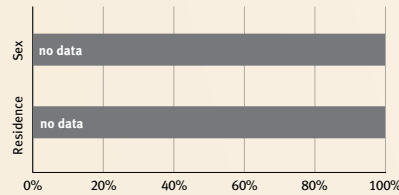
Threats to Early Childhood Development

Maternal mortality	7/100,000	Adolescent birth rate	38/1,000
Low birthweight	11%	Preterm births	8%
Child poverty	no data	Under-five stunting	6%
Violent discipline	no data	Inadequate supervision	no data

Young children at risk of poor development



Risk by sex and residence



Children with functional difficulty

no data

Children developmentally on-track

no data

At risk in 2005, 2010 and 2015, using a composite indicator of under-five stunting or poverty

Support and services for early childhood development: Nurturing care

Parents and caregivers need a facilitating environment of laws, policies, services and community support to assist them in providing their young children with nurturing care.

Facilitating environments

Health

Treatment for HIV+ pregnant women: **no data**

Careseeking for child pneumonia: **no data**

Postnatal visits: **no data**

Antenatal care (4 or more visits): **no data**

Nutrition

Early initiation of breastfeeding: **no data**

Exclusive breastfeeding: **no data**

Minimum acceptable diet: **no data**

Early learning

Early stimulation at home: **no data**

Children's books in the home: **no data**

Playthings at home: **no data**

Attendance in early childhood education: **no data**



Responsive caregiving

Public information about ECD

Parental mental health

Parent support (groups, home visits)

Quality child day care

Comparative country data urgently needed

Security and safety

Birth registration: 100

Positive discipline: **no data**

Basic drinking water: >99

Basic sanitation: 86

Policies				
<20%	20-39%	40-59%	60-79%	≥80%
X Officially adopted national multisectoral ECD policy				
Child and family social protection				
None	<14	14 - <18	18 - <26	≥26
Maternity leave (weeks)				
None	<14	14 - <18	18 - <26	≥26
Paternity leave (weeks)				
Not	Slightly	Moderately	Substantially	
International Code of Marketing of Breastmilk Substitutes (alignment)				

International conventions	
✓	Convention on the Rights of the Child
✓	Convention on the Rights of Persons with Disabilities
✓	CRC Optional Protocol on the Sale of Children, Child Prostitution and Child Pornography
✓	Hague Convention on Protection of Children and Cooperation in Respect of Intercountry Adoption



Burkina Faso

Countdown to 2030

Women's, Children's & Adolescents' Health

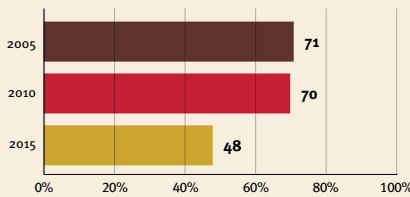
Demographics

Population	22,673,762
Annual births	793,031
Children under 5	3,610,877 (16%)
Under-five mortality	83/1,000

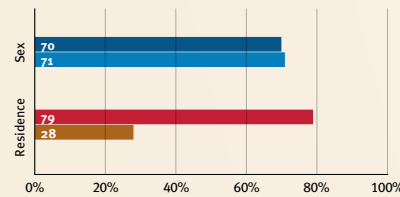
Threats to Early Childhood Development

Maternal mortality	264/100,000	Adolescent birth rate	127/1,000
Low birthweight	18%	Preterm births	11%
Child poverty	59%	Under-five stunting	22%
Violent discipline	77%	Inadequate supervision	no data

Young children at risk of poor development



Risk by sex and residence



Children with functional difficulty

no data

Children developmentally on-track

no data

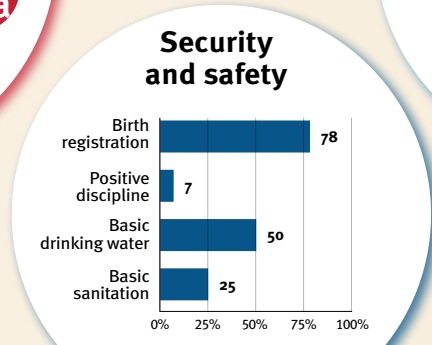

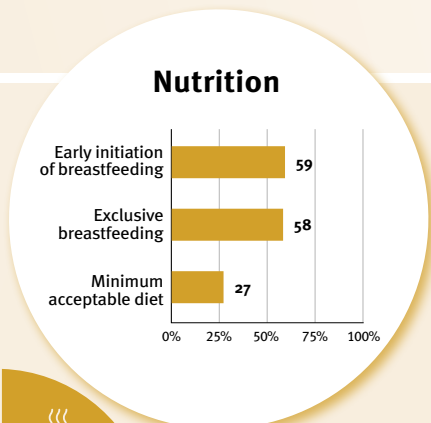
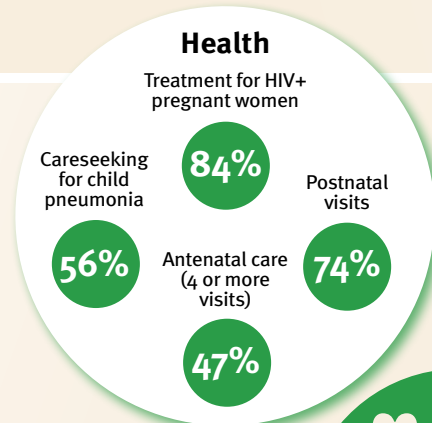
At risk in 2005, 2010 and 2015, using a composite indicator of under-five stunting or poverty

Support and services for early childhood development: Nurturing care

Parents and caregivers need a facilitating environment of laws, policies, services and community support to assist them in providing their young children with nurturing care.

Facilitating environments

Policies					
	<20%	20-39%	40-59%	60-79%	≥80%
Officially adopted national multisectoral ECD policy	✓				
Child and family social protection	None	<14	14 - <18	18 - <26	≥26
Maternity leave (weeks)	None	<14	14 - <18	18 - <26	≥26
Paternity leave (weeks)	None	<14	14 - <18	18 - <26	≥26
International Code of Marketing of Breastmilk Substitutes (alignment)	Not	Slightly	Moderately	Substantially	



International conventions	
✓	Convention on the Rights of the Child
✓	Convention on the Rights of Persons with Disabilities
✓	CRC Optional Protocol on the Sale of Children, Child Prostitution and Child Pornography
✓	Hague Convention on Protection of Children and Cooperation in Respect of Intercountry Adoption



Burundi

Countdown to 2030

Women's, Children's & Adolescents' Health

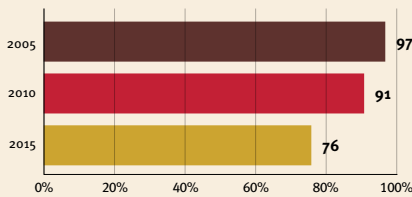
Demographics

Population	12,889,577
Annual births	439,648
Children under 5	2,066,661 (16%)
Under-five mortality	53/1,000

Threats to Early Childhood Development

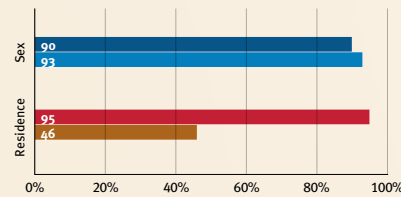
Maternal mortality	494/100,000	Adolescent birth rate	58/1,000
Low birthweight	15%	Preterm births	11%
Child poverty	86%	Under-five stunting	57%
Violent discipline	86%	Inadequate supervision	42%

Young children at risk of poor development



At risk in 2005, 2010 and 2015, using a composite indicator of under-five stunting or poverty

Risk by sex and residence



Children with functional difficulty

no data

Children developmentally on-track

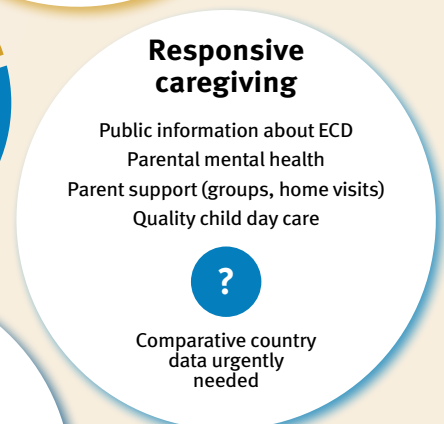
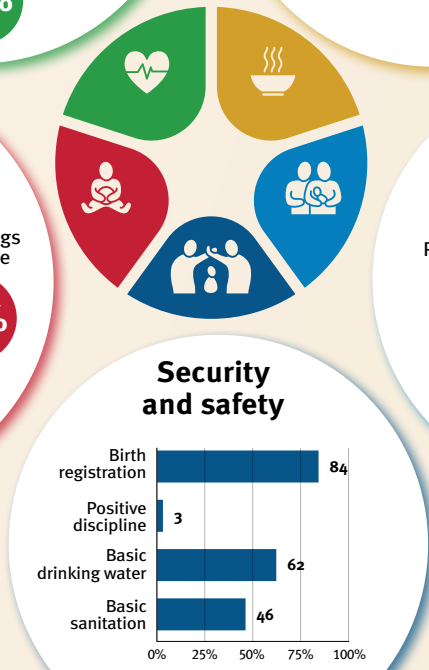

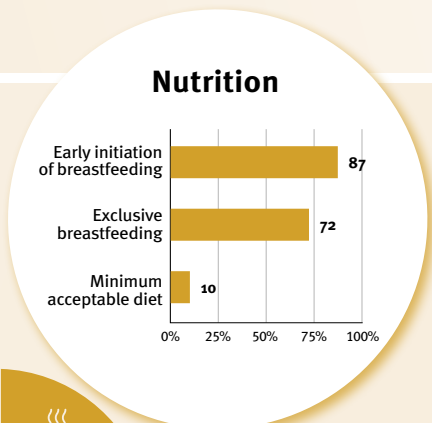
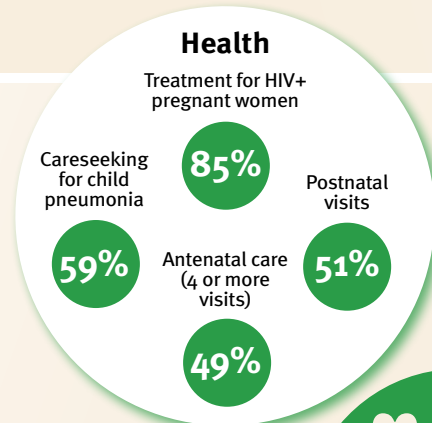
40%

Support and services for early childhood development: Nurturing care

Parents and caregivers need a facilitating environment of laws, policies, services and community support to assist them in providing their young children with nurturing care.

Facilitating environments

Policies					
✓	Officially adopted national multisectoral ECD policy				
	<20%	20-39%	40-59%	60-79%	≥80%
	Child and family social protection				
None	<14	14 - <18	18 - <26	≥26	
	Maternity leave (weeks)				
None	<14	14 - <18	18 - <26	≥26	
	Paternity leave (weeks)				
Not	Slightly	Moderately	Substantially		
	International Code of Marketing of Breastmilk Substitutes (alignment)				



International conventions

- ✓ Convention on the Rights of the Child
- ✓ Convention on the Rights of Persons with Disabilities
- ✓ CRC Optional Protocol on the Sale of Children, Child Prostitution and Child Pornography
- ✓ Hague Convention on Protection of Children and Cooperation in Respect of Intercountry Adoption



Cabo Verde

Countdown to 2030

Women's, Children's & Adolescents' Health

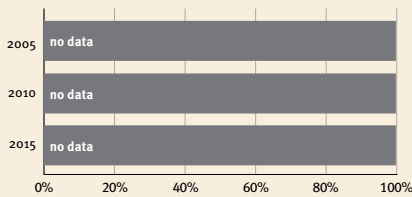
Demographics

Population	593,150
Annual births	9,908
Children under 5	49,670 (8%)
Under-five mortality	14/1,000

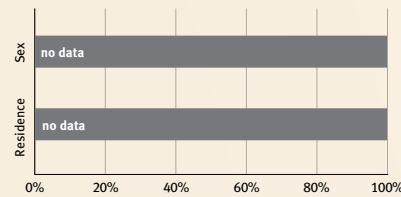
Threats to Early Childhood Development

Maternal mortality	42/100,000	Adolescent birth rate	40/1,000
Low birthweight	no data	Preterm births	11%
Child poverty	no data	Under-five stunting	9%
Violent discipline	no data	Inadequate supervision	no data

Young children at risk of poor development



Risk by sex and residence



Children with functional difficulty

no data

Children developmentally on-track

no data

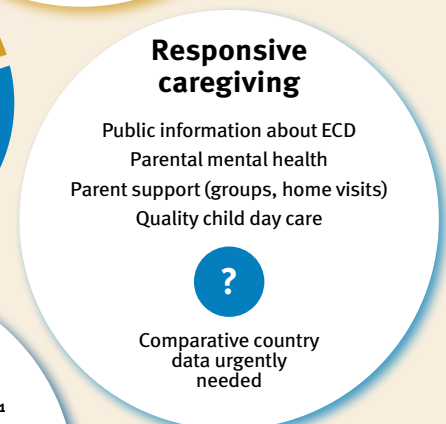
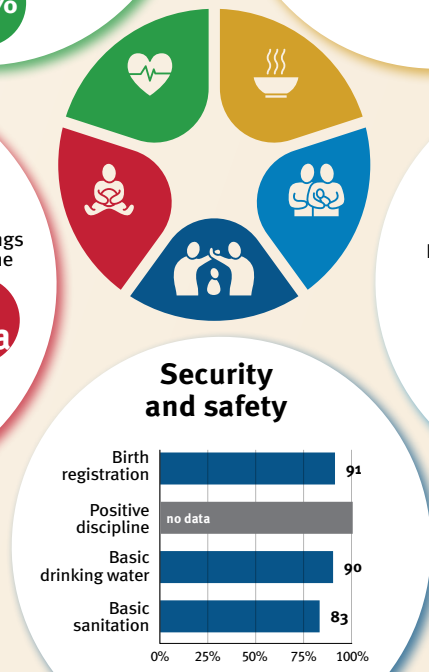
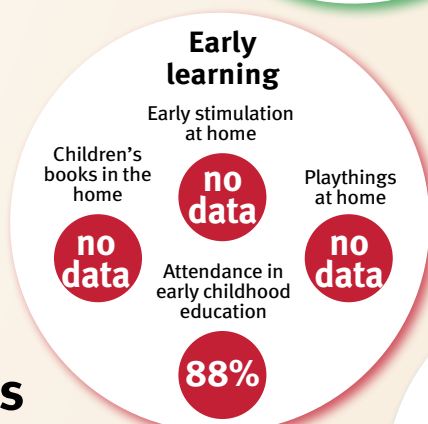
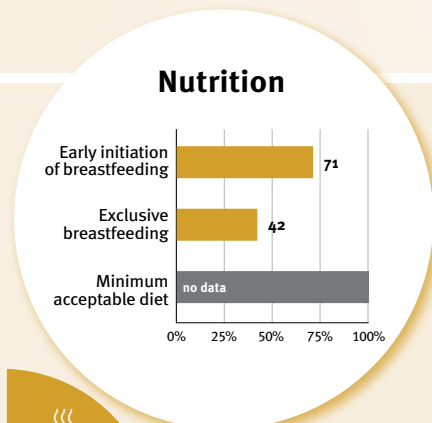
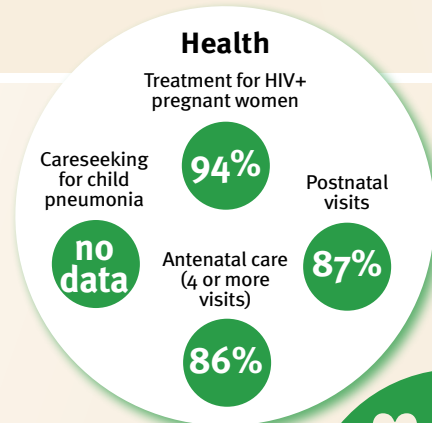
At risk in 2005, 2010 and 2015, using a composite indicator of under-five stunting or poverty

Support and services for early childhood development: Nurturing care

Parents and caregivers need a facilitating environment of laws, policies, services and community support to assist them in providing their young children with nurturing care.

Facilitating environments

Policies					
	<20%	20-39%	40-59%	60-79%	≥80%
Officially adopted national multisectoral ECD policy	X				
Child and family social protection					
Maternity leave (weeks)	None	<14	14 - <18	18 - <26	≥26
Paternity leave (weeks)	None	<14	14 - <18	18 - <26	≥26
International Code of Marketing of Breastmilk Substitutes (alignment)	Not	Slightly	Moderately	Substantially	



International conventions

- ✓ Convention on the Rights of the Child
- ✓ Convention on the Rights of Persons with Disabilities
- ✓ CRC Optional Protocol on the Sale of Children, Child Prostitution and Child Pornography
- ✓ Hague Convention on Protection of Children and Cooperation in Respect of Intercountry Adoption



Cambodia

Countdown to 2030

Women's, Children's & Adolescents' Health

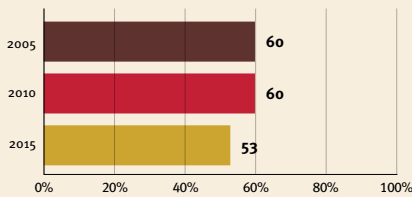
Demographics

Population	16,767,843
Annual births	318,335
Children under 5	1,595,077 (10%)
Under-five mortality	25/1,000

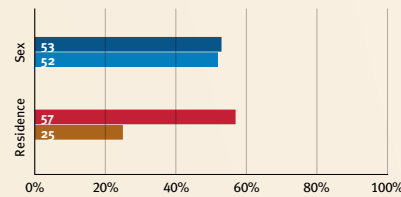
Threats to Early Childhood Development

Maternal mortality	218/100,000	Adolescent birth rate	57/1,000
Low birthweight	11%	Preterm births	11%
Child poverty	no data	Under-five stunting	22%
Violent discipline	58%	Inadequate supervision	10%

Young children at risk of poor development



Risk by sex and residence



Children with functional difficulty

no data

Children developmentally on-track

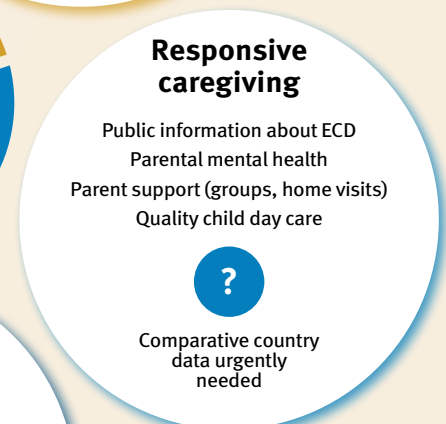
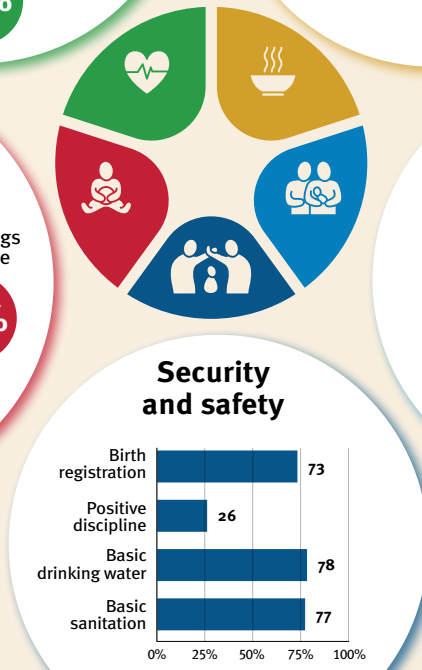

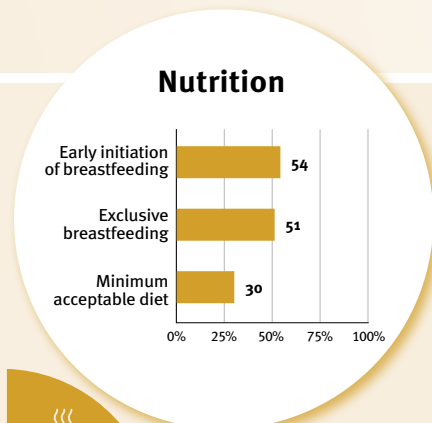
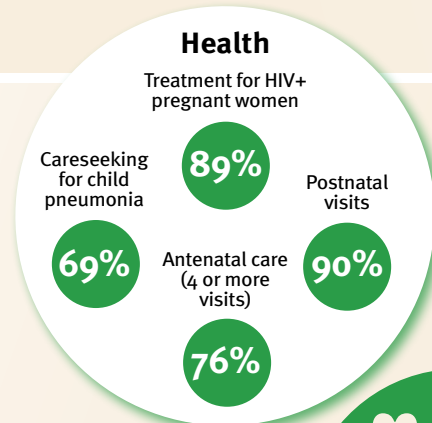
73%

At risk in 2005, 2010 and 2015, using a composite indicator of under-five stunting or poverty

Support and services for early childhood development: Nurturing care

Parents and caregivers need a facilitating environment of laws, policies, services and community support to assist them in providing their young children with nurturing care.

Facilitating environments



Policies					
✓	<20%	20-39%	40-59%	60-79%	≥80%
Officially adopted national multisectoral ECD policy					
Child and family social protection					
None	<14	14 - <18	18 - <26	≥26	
Maternity leave (weeks)					
None	<14	14 - <18	18 - <26	≥26	
Paternity leave (weeks)					
Not	Slightly	Moderately	Substantially		
International Code of Marketing of Breastmilk Substitutes (alignment)					

International conventions	
✓	Convention on the Rights of the Child
✓	Convention on the Rights of Persons with Disabilities
✓	CRC Optional Protocol on the Sale of Children, Child Prostitution and Child Pornography
✓	Hague Convention on Protection of Children and Cooperation in Respect of Intercountry Adoption



Cameroon

Countdown to 2030

Women's, Children's & Adolescents' Health

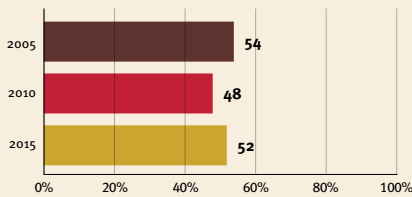
Demographics

Population	27,914,537
Annual births	959,096
Children under 5	4,403,597 (16%)
Under-five mortality	70/1,000

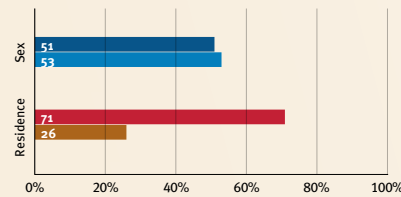
Threats to Early Childhood Development

Maternal mortality	438/100,000	Adolescent birth rate	122/1,000
Low birthweight	13%	Preterm births	13%
Child poverty	34%	Under-five stunting	27%
Violent discipline	81%	Inadequate supervision	34%

Young children at risk of poor development



Risk by sex and residence



Children with functional difficulty

no data

Children developmentally on-track

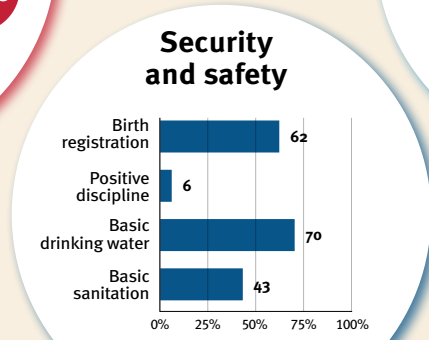
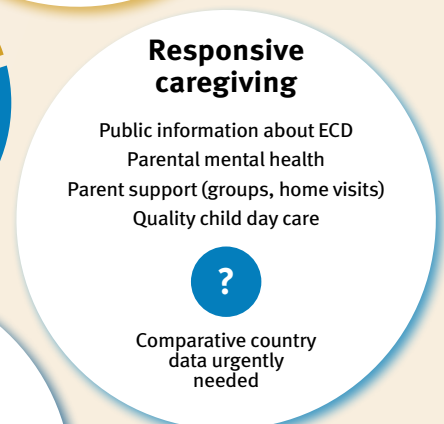

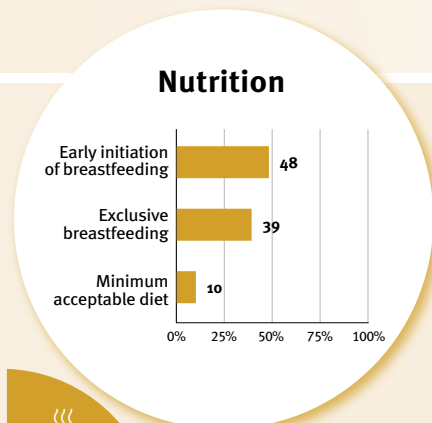
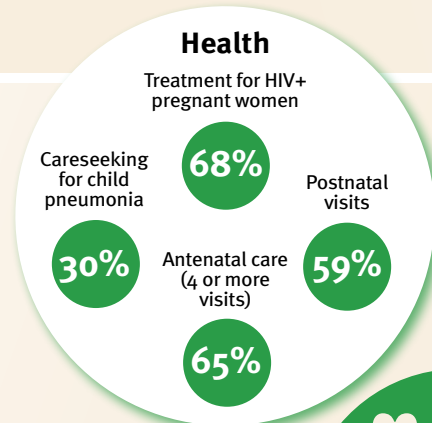
61%

At risk in 2005, 2010 and 2015, using a composite indicator of under-five stunting or poverty

Support and services for early childhood development: Nurturing care

Parents and caregivers need a facilitating environment of laws, policies, services and community support to assist them in providing their young children with nurturing care.

Facilitating environments



Policies					
✓	<20%	20-39%	40-59%	60-79%	≥80%
Officially adopted national multisectoral ECD policy					
Child and family social protection					
None	<14	14 - <18	18 - <26	≥26	
Maternity leave (weeks)					
None	<14	14 - <18	18 - <26	≥26	
Paternity leave (weeks)					
Not	Slightly	Moderately	Substantially		
International Code of Marketing of Breastmilk Substitutes (alignment)					

International conventions	
✓	Convention on the Rights of the Child
✓	Convention on the Rights of Persons with Disabilities
✓	CRC Optional Protocol on the Sale of Children, Child Prostitution and Child Pornography
✗	Hague Convention on Protection of Children and Cooperation in Respect of Intercountry Adoption



Canada

Countdown to 2030

Women's, Children's & Adolescents' Health

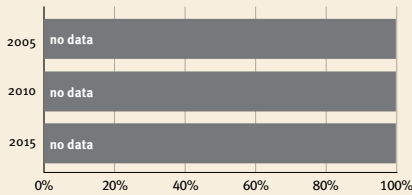
Demographics

Population	38,454,327
Annual births	376,188
Children under 5	1,896,465 (5%)
Under-five mortality	5/1,000

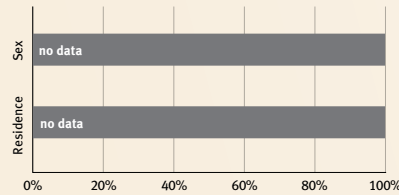
Threats to Early Childhood Development

Maternal mortality	11/100,000	Adolescent birth rate	6/1,000
Low birthweight	7%	Preterm births	8%
Child poverty	no data	Under-five stunting	no data
Violent discipline	no data	Inadequate supervision	no data

Young children at risk of poor development



Risk by sex and residence



Children with functional difficulty

no data

Children developmentally on-track

no data

At risk in 2005, 2010 and 2015, using a composite indicator of under-five stunting or poverty

Support and services for early childhood development: Nurturing care

Parents and caregivers need a facilitating environment of laws, policies, services and community support to assist them in providing their young children with nurturing care.

Facilitating environments

Health

Treatment for HIV+ pregnant women

Careseeking for child pneumonia: **no data**

Postnatal visits: **no data**

Antenatal care (4 or more visits): **99%**

Nutrition

Early initiation of breastfeeding: **no data**

Exclusive breastfeeding: **no data**

Minimum acceptable diet: **no data**

Early learning

Early stimulation at home

Children's books in the home: **no data**

Playthings at home: **no data**

Attendance in early childhood education: **no data**



Responsive caregiving

Public information about ECD

Parental mental health

Parent support (groups, home visits)

Quality child day care

Comparative country data urgently needed

Security and safety

Birth registration: 100

Positive discipline: **no data**

Basic drinking water: >99

Basic sanitation: 99

Policies					
	<20%	20-39%	40-59%	60-79%	≥80%
Officially adopted national multisectoral ECD policy	X				
Child and family social protection	None	<14	14 - <18	18 - <26	≥26
Maternity leave (weeks)	None	<14	14 - <18	18 - <26	≥26
Paternity leave (weeks)	None	<14	14 - <18	18 - <26	≥26
International Code of Marketing of Breastmilk Substitutes (alignment)	Not	Slightly	Moderately	Substantially	

International conventions	
✓	Convention on the Rights of the Child
✓	Convention on the Rights of Persons with Disabilities
✓	CRC Optional Protocol on the Sale of Children, Child Prostitution and Child Pornography
✓	Hague Convention on Protection of Children and Cooperation in Respect of Intercountry Adoption



Central African Republic

Countdown to 2030

Women's, Children's & Adolescents' Health

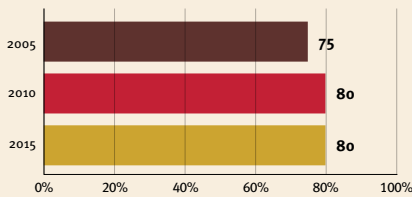
Demographics

Population	5,579,144
Annual births	236,643
Children under 5	1,014,461 (18%)
Under-five mortality	100/1,000

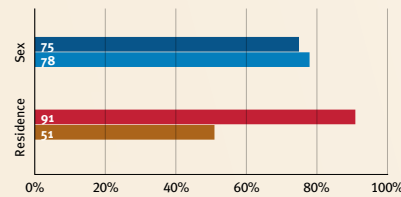
Threats to Early Childhood Development

Maternal mortality	835/100,000	Adolescent birth rate	184/1,000
Low birthweight	16%	Preterm births	13%
Child poverty	64%	Under-five stunting	40%
Violent discipline	85%	Inadequate supervision	49%

Young children at risk of poor development



Risk by sex and residence



Children with functional difficulty

15%

Children developmentally on-track

36%

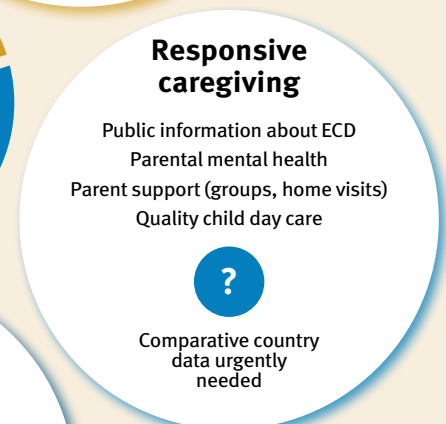
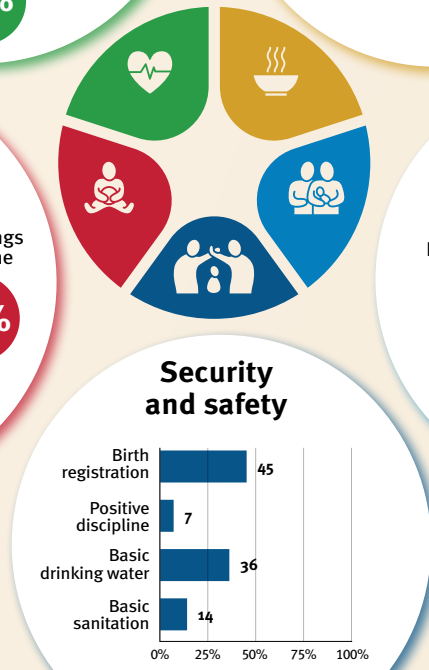

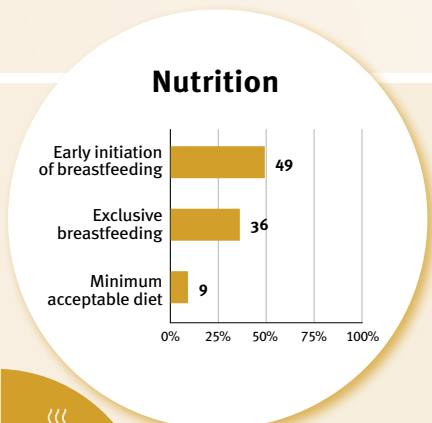
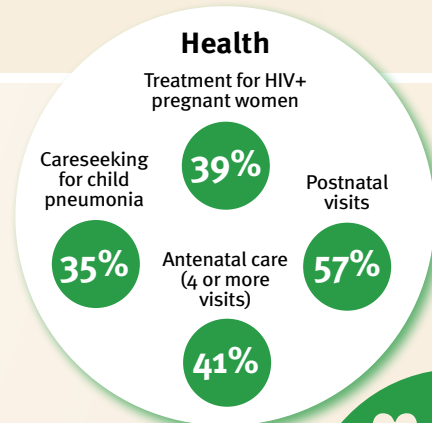
At risk in 2005, 2010 and 2015, using a composite indicator of under-five stunting or poverty

Support and services for early childhood development: Nurturing care

Parents and caregivers need a facilitating environment of laws, policies, services and community support to assist them in providing their young children with nurturing care.

Facilitating environments

Policies				
✓	Officially adopted national multisectoral ECD policy			
<20%	20-39%	40-59%	60-79%	≥80%
Child and family social protection				
None	<14	14 - <18	18 - <26	≥26
Maternity leave (weeks)				
None	<14	14 - <18	18 - <26	≥26
Paternity leave (weeks)				
Not	Slightly	Moderately	Substantially	
International Code of Marketing of Breastmilk Substitutes (alignment)				



International conventions	
✓	Convention on the Rights of the Child
✓	Convention on the Rights of Persons with Disabilities
✓	CRC Optional Protocol on the Sale of Children, Child Prostitution and Child Pornography
✗	Hague Convention on Protection of Children and Cooperation in Respect of Inter-country Adoption



Chad

Countdown to 2030

Women's, Children's & Adolescents' Health

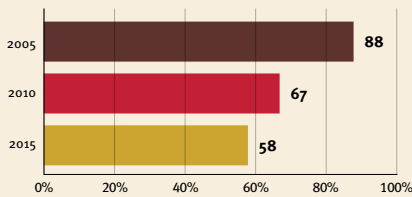
Demographics

Population	17,723,315
Annual births	765,648
Children under 5	3,304,647 (19%)
Under-five mortality	107/1,000

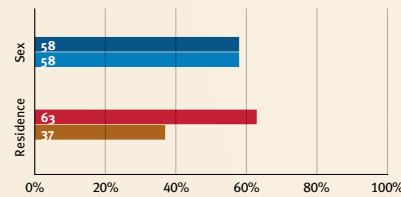
Threats to Early Childhood Development

Maternal mortality	1063/100,000	Adolescent birth rate	139/1,000
Low birthweight	no data	Preterm births	13%
Child poverty	48%	Under-five stunting	32%
Violent discipline	79%	Inadequate supervision	64%

Young children at risk of poor development



Risk by sex and residence



Children with functional difficulty



Children developmentally on-track

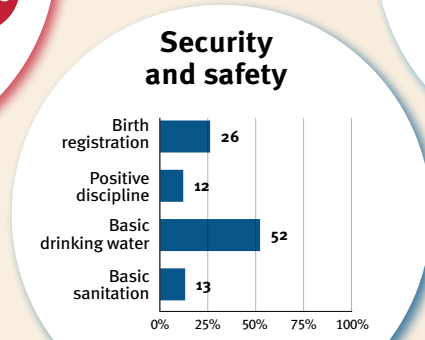
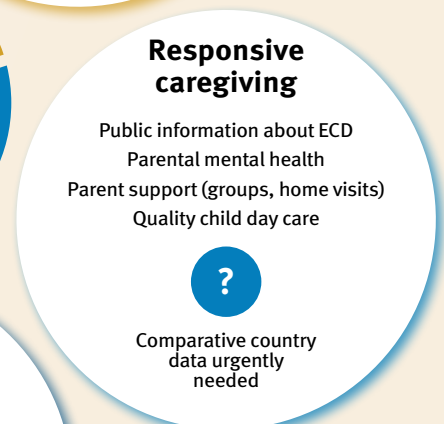

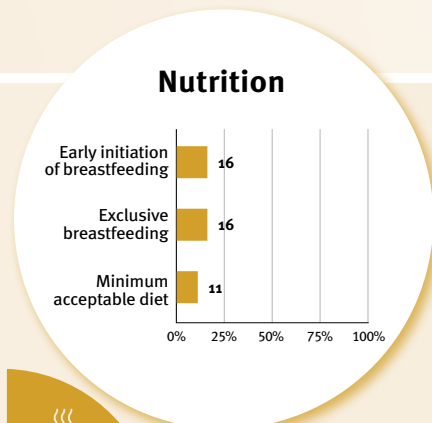
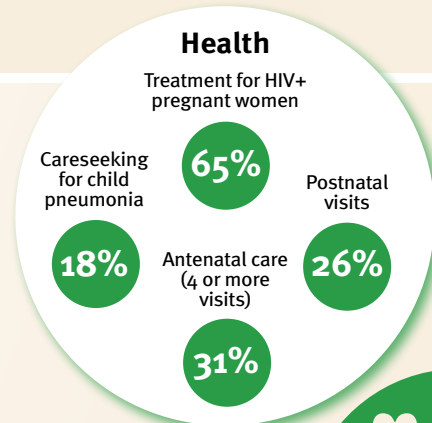


At risk in 2005, 2010 and 2015, using a composite indicator of under-five stunting or poverty

Support and services for early childhood development: Nurturing care

Parents and caregivers need a facilitating environment of laws, policies, services and community support to assist them in providing their young children with nurturing care.

Facilitating environments



Policies					
	<20%	20-39%	40-59%	60-79%	≥80%
Officially adopted national multisectoral ECD policy	X				
Child and family social protection	None	<14	14 - <18	18 - <26	≥26
Maternity leave (weeks)	None	<14	14 - <18	18 - <26	≥26
Paternity leave (weeks)	None	<14	14 - <18	18 - <26	≥26
International Code of Marketing of Breastmilk Substitutes (alignment)	Not	Slightly	Moderately	Substantially	

International conventions	
✓	Convention on the Rights of the Child
✓	Convention on the Rights of Persons with Disabilities
✓	CRC Optional Protocol on the Sale of Children, Child Prostitution and Child Pornography
X	Hague Convention on Protection of Children and Cooperation in Respect of Intercountry Adoption



Chile

Countdown to 2030

Women's, Children's & Adolescents' Health

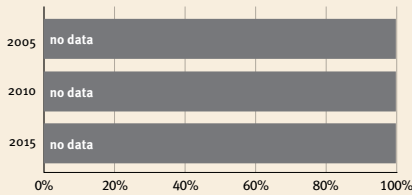
Demographics

Population	19,603,733
Annual births	230,824
Children under 5	1,146,639 (6%)
Under-five mortality	7/1,000

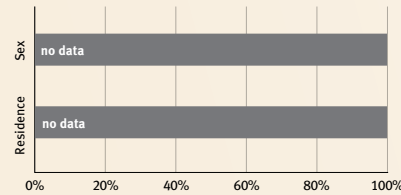
Threats to Early Childhood Development

Maternal mortality	15/100,000	Adolescent birth rate	19/1,000
Low birthweight	7%	Preterm births	7%
Child poverty	no data	Under-five stunting	2%
Violent discipline	no data	Inadequate supervision	0.009

Young children at risk of poor development



Risk by sex and residence



Children with functional difficulty

no data

Children developmentally on-track

no data

At risk in 2005, 2010 and 2015, using a composite indicator of under-five stunting or poverty

Support and services for early childhood development: Nurturing care

Parents and caregivers need a facilitating environment of laws, policies, services and community support to assist them in providing their young children with nurturing care.

Facilitating environments

Policies				
✓	Officially adopted national multisectoral ECD policy			
<20%	20-39%	40-59%	60-79%	≥80%
Child and family social protection				
None	<14	14 - <18	18 - <26	≥26
Maternity leave (weeks)				
None	<14	14 - <18	18 - <26	≥26
Paternity leave (weeks)				
Not	Slightly	Moderately	Substantially	
International Code of Marketing of Breastmilk Substitutes (alignment)				

Health

Treatment for HIV+ pregnant women

Careseeking for child pneumonia: no data

Postnatal visits: no data

Antenatal care (4 or more visits): no data

Nutrition

Early initiation of breastfeeding: no data

Exclusive breastfeeding: no data

Minimum acceptable diet: no data

Early learning

Early stimulation at home

Children's books in the home: no data

Playthings at home: 93%

Attendance in early childhood education: no data

98%

Security and safety

Birth registration: 99

Positive discipline: no data

Basic drinking water: >99

Basic sanitation: >99

Responsive caregiving

Public information about ECD

Parental mental health

Parent support (groups, home visits)

Quality child day care

Comparative country data urgently needed

International conventions

✓	Convention on the Rights of the Child
✓	Convention on the Rights of Persons with Disabilities
✓	CRC Optional Protocol on the Sale of Children, Child Prostitution and Child Pornography
✓	Hague Convention on Protection of Children and Cooperation in Respect of Intercountry Adoption



China

Countdown to 2030

Women's, Children's & Adolescents' Health

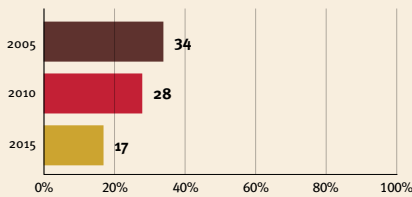
Demographics

Population	1,425,887,337
Annual births	10,757,794
Children under 5	67,339,257 (5%)
Under-five mortality	7/1,000

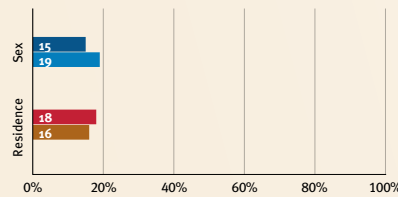
Threats to Early Childhood Development

Maternal mortality	23/100,000	Adolescent birth rate	6/1,000
Low birthweight	5%	Preterm births	7%
Child poverty	3%	Under-five stunting	5%
Violent discipline	no data	Inadequate supervision	no data

Young children at risk of poor development



Risk by sex and residence



Children with functional difficulty

no data

Children developmentally on-track

no data

At risk in 2005, 2010 and 2015, using a composite indicator of under-five stunting or poverty

Support and services for early childhood development: Nurturing care

Parents and caregivers need a facilitating environment of laws, policies, services and community support to assist them in providing their young children with nurturing care.

Facilitating environments

Health

Treatment for HIV+ pregnant women

Careseeking for child pneumonia: **no data**

Postnatal visits: **no data**

Antenatal care (4 or more visits): **no data**

93%

Nutrition

Early initiation of breastfeeding: 29

Exclusive breastfeeding: 34

Minimum acceptable diet: 25

Early learning

Early stimulation at home: **no data**

Children's books in the home: **no data**

Playthings at home: **no data**

Attendance in early childhood education: **no data**

Security and safety

Birth registration: **no data**

Positive discipline: **no data**

Basic drinking water: 98

Basic sanitation: 96

Responsive caregiving

Public information about ECD

Parental mental health

Parent support (groups, home visits)

Quality child day care

?

Comparative country data urgently needed

Policies					
	<20%	20-39%	40-59%	60-79%	≥80%
Officially adopted national multisectoral ECD policy	X				
Child and family social protection	None	<14	14 - <18	18 - <26	≥26
Maternity leave (weeks)	None	<14	14 - <18	18 - <26	≥26
Paternity leave (weeks)	None	<14	14 - <18	18 - <26	≥26
International Code of Marketing of Breastmilk Substitutes (alignment)	Not	Slightly	Moderately	Substantially	

International conventions	
✓	Convention on the Rights of the Child
✓	Convention on the Rights of Persons with Disabilities
✓	CRC Optional Protocol on the Sale of Children, Child Prostitution and Child Pornography
✓	Hague Convention on Protection of Children and Cooperation in Respect of Intercountry Adoption



Colombia

Countdown to 2030

Women's, Children's & Adolescents' Health

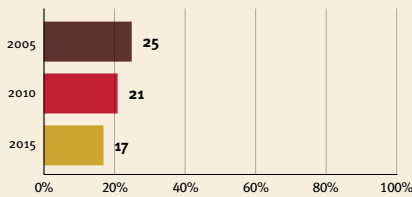
Demographics

Population	51,874,024
Annual births	723,264
Children under 5	3,651,362 (7%)
Under-five mortality	13/1,000

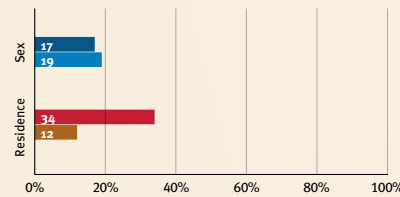
Threats to Early Childhood Development

Maternal mortality	75/100,000	Adolescent birth rate	53/1,000
Low birthweight	11%	Preterm births	9%
Child poverty	7%	Under-five stunting	11%
Violent discipline	no data	Inadequate supervision	no data

Young children at risk of poor development



Risk by sex and residence



Children with functional difficulty

no data

Children developmentally on-track

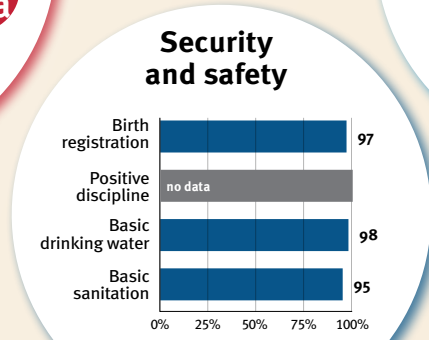
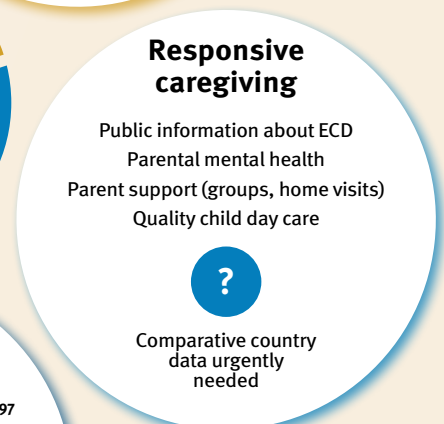
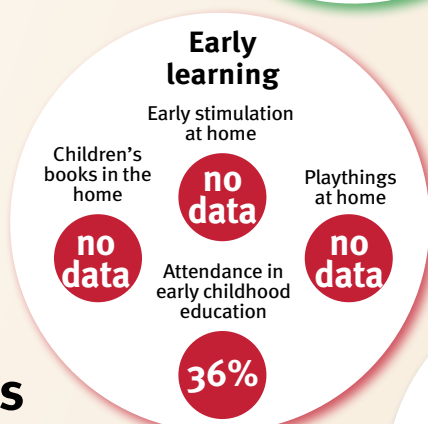
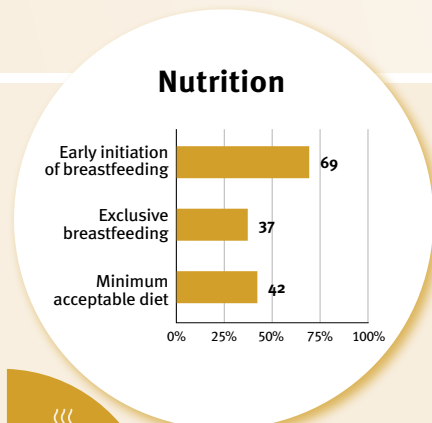
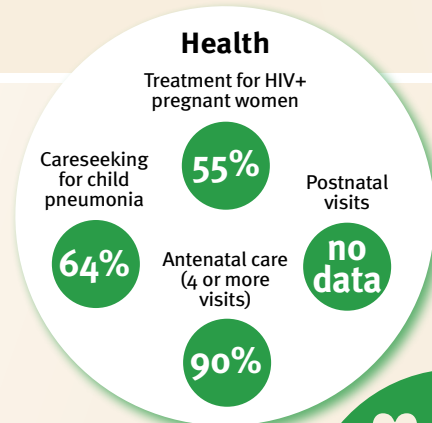
no data

At risk in 2005, 2010 and 2015, using a composite indicator of under-five stunting or poverty

Support and services for early childhood development: Nurturing care

Parents and caregivers need a facilitating environment of laws, policies, services and community support to assist them in providing their young children with nurturing care.

Facilitating environments



Policies					
✓	<20%	20-39%	40-59%	60-79%	≥80%
Officially adopted national multisectoral ECD policy					
Child and family social protection					
None	<14	14 - <18	18 - <26	≥26	
Maternity leave (weeks)					
None	<14	14 - <18	18 - <26	≥26	
Paternity leave (weeks)					
Not	Slightly	Moderately	Substantially		
International Code of Marketing of Breastmilk Substitutes (alignment)					

International conventions	
✓	Convention on the Rights of the Child
✓	Convention on the Rights of Persons with Disabilities
✓	CRC Optional Protocol on the Sale of Children, Child Prostitution and Child Pornography
✓	Hague Convention on Protection of Children and Cooperation in Respect of Intercountry Adoption



Comoros

Countdown to 2030

Women's, Children's & Adolescents' Health

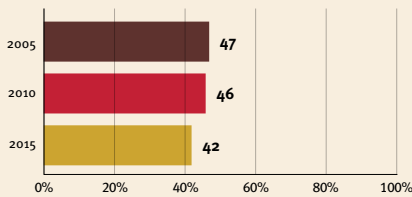
Demographics

Population	836,774
Annual births	24,201
Children under 5	114,199 (14%)
Under-five mortality	50/1,000

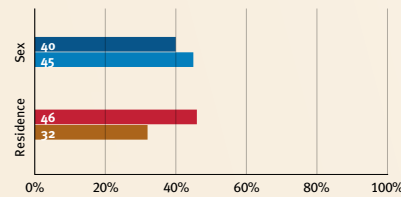
Threats to Early Childhood Development

Maternal mortality	217/100,000	Adolescent birth rate	38/1,000
Low birthweight	23%	Preterm births	17%
Child poverty	20%	Under-five stunting	19%
Violent discipline	no data	Inadequate supervision	no data

Young children at risk of poor development



Risk by sex and residence



Children with functional difficulty

no data

Children developmentally on-track

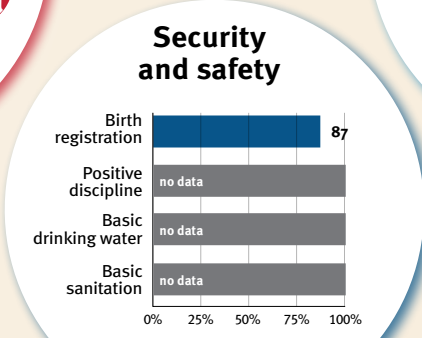
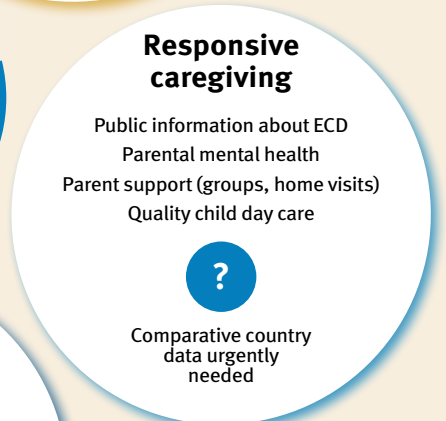
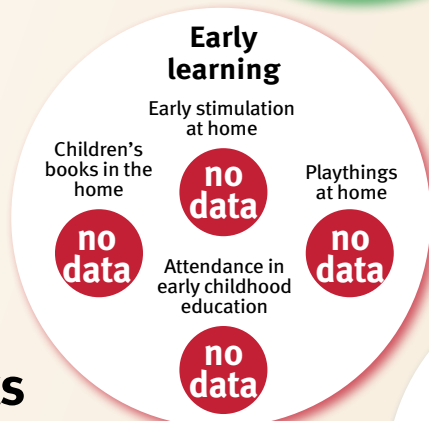
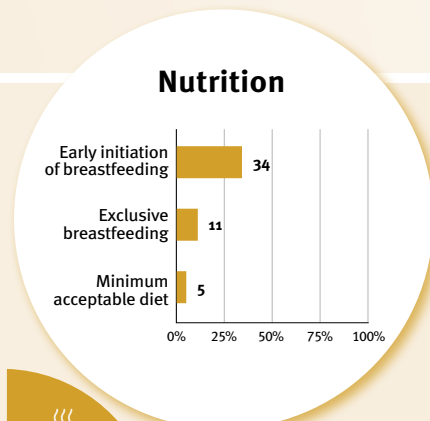
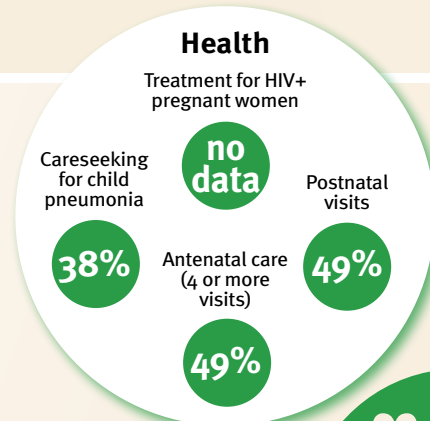
no data

At risk in 2005, 2010 and 2015, using a composite indicator of under-five stunting or poverty

Support and services for early childhood development: Nurturing care

Parents and caregivers need a facilitating environment of laws, policies, services and community support to assist them in providing their young children with nurturing care.

Facilitating environments



Policies					
	<20%	20-39%	40-59%	60-79%	≥80%
Officially adopted national multisectoral ECD policy	✓				
Child and family social protection	None	<14	14 - <18	18 - <26	≥26
Maternity leave (weeks)	None	<14	14 - <18	18 - <26	≥26
Paternity leave (weeks)	None	<14	14 - <18	18 - <26	≥26
International Code of Marketing of Breastmilk Substitutes (alignment)	Not	Slightly	Moderately	Substantially	

International conventions	
✓	Convention on the Rights of the Child
✓	Convention on the Rights of Persons with Disabilities
✓	CRC Optional Protocol on the Sale of Children, Child Prostitution and Child Pornography
✗	Hague Convention on Protection of Children and Cooperation in Respect of Intercountry Adoption



Congo

Countdown to 2030

Women's, Children's & Adolescents' Health

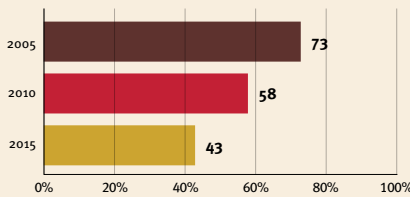
Demographics

Population	5,970,424
Annual births	180,175
Children under 5	851,838 (14%)
Under-five mortality	43/1,000

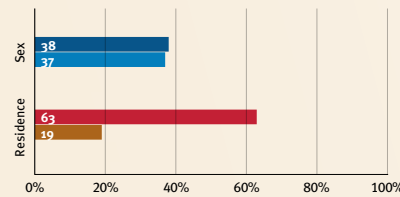
Threats to Early Childhood Development

Maternal mortality	282/100,000	Adolescent birth rate	72/1,000
Low birthweight	12%	Preterm births	17%
Child poverty	20%	Under-five stunting	17%
Violent discipline	81%	Inadequate supervision	42%

Young children at risk of poor development



Risk by sex and residence



Children with functional difficulty

no data

Children developmentally on-track

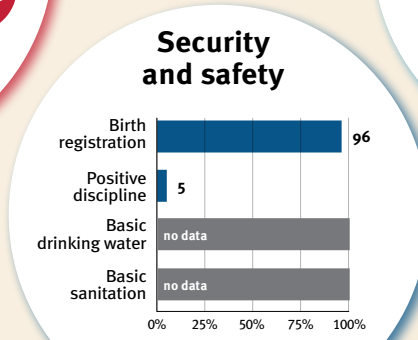
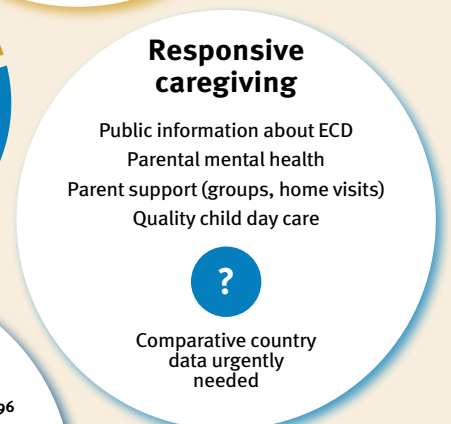

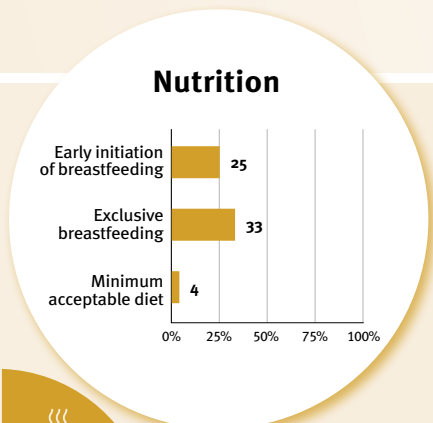
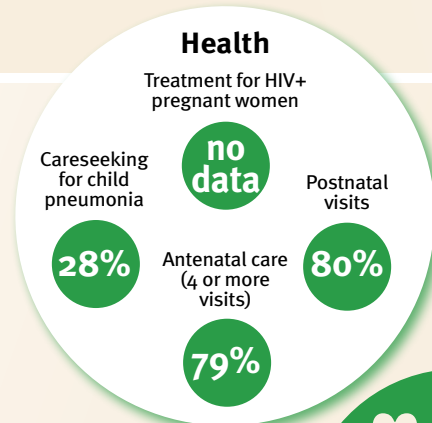
61%

At risk in 2005, 2010 and 2015, using a composite indicator of under-five stunting or poverty

Support and services for early childhood development: Nurturing care

Parents and caregivers need a facilitating environment of laws, policies, services and community support to assist them in providing their young children with nurturing care.

Facilitating environments



Policies					
✓	Officially adopted national multisectoral ECD policy				
	<20%	20-39%	40-59%	60-79%	≥80%
	Child and family social protection				
None	<14	14 - <18	18 - <26	≥26	
	Maternity leave (weeks)				
None	<14	14 - <18	18 - <26	≥26	
	Paternity leave (weeks)				
Not	Slightly	Moderately	Substantially		
	International Code of Marketing of Breastmilk Substitutes (alignment)				

International conventions	
✓	Convention on the Rights of the Child
✓	Convention on the Rights of Persons with Disabilities
✓	CRC Optional Protocol on the Sale of Children, Child Prostitution and Child Pornography
✓	Hague Convention on Protection of Children and Cooperation in Respect of Intercountry Adoption



Costa Rica

Countdown to 2030

Women's, Children's & Adolescents' Health

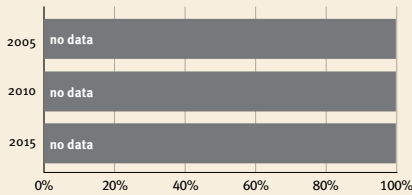
Demographics

Population	5,180,829
Annual births	60,517
Children under 5	320,263 (6%)
Under-five mortality	8/1,000

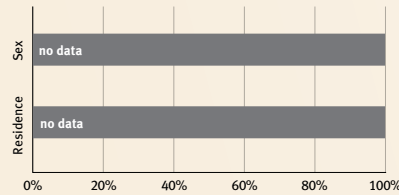
Threats to Early Childhood Development

Maternal mortality	22/100,000	Adolescent birth rate	27/1,000
Low birthweight	9%	Preterm births	14%
Child poverty	no data	Under-five stunting	10%
Violent discipline	53%	Inadequate supervision	7%

Young children at risk of poor development



Risk by sex and residence



Children with functional difficulty



Children developmentally on-track



At risk in 2005, 2010 and 2015, using a composite indicator of under-five stunting or poverty

Support and services for early childhood development: Nurturing care

Parents and caregivers need a facilitating environment of laws, policies, services and community support to assist them in providing their young children with nurturing care.

Facilitating environments

Policies					
✓	<20%	20-39%	40-59%	60-79%	≥80%
Officially adopted national multisectoral ECD policy					
Child and family social protection					
None	<14	14 - <18	18 - <26	≥26	
Maternity leave (weeks)					
None	<14	14 - <18	18 - <26	≥26	
Paternity leave (weeks)					
Not	Slightly	Moderately	Substantially		
International Code of Marketing of Breastmilk Substitutes (alignment)					

Health

- Treatment for HIV+ pregnant women: 95%
- Careseeking for child pneumonia: 80%
- Antenatal care (4 or more visits): 94%
- Postnatal visits: 92%

Nutrition

- Early initiation of breastfeeding: 53%
- Exclusive breastfeeding: 25%
- Minimum acceptable diet: no data

Early learning

- Early stimulation at home: 76%
- Children's books in the home: 39%
- Playthings at home: 82%
- Attendance in early childhood education: 44%

Security and safety

- Birth registration: 100%
- Positive discipline: 40%
- Basic drinking water: >99%
- Basic sanitation: 98%

Responsive caregiving

- Public information about ECD
- Parental mental health
- Parent support (groups, home visits)
- Quality child day care
- Comparative country data urgently needed

International conventions

✓	Convention on the Rights of the Child
✓	Convention on the Rights of Persons with Disabilities
✓	CRC Optional Protocol on the Sale of Children, Child Prostitution and Child Pornography
✓	Hague Convention on Protection of Children and Cooperation in Respect of Intercountry Adoption



Cote D'Ivoire

Countdown to 2030

Women's, Children's & Adolescents' Health

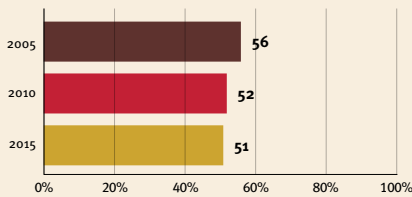
Demographics

Population	28,160,543
Annual births	943,133
Children under 5	4,262,981 (15%)
Under-five mortality	75/1,000

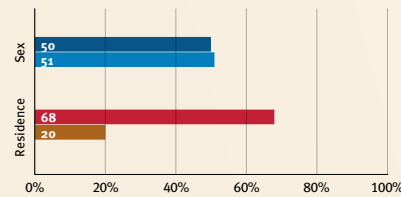
Threats to Early Childhood Development

Maternal mortality	480/100,000	Adolescent birth rate	119/1,000
Low birthweight	18%	Preterm births	14%
Child poverty	33%	Under-five stunting	20%
Violent discipline	83%	Inadequate supervision	20%

Young children at risk of poor development



Risk by sex and residence



Children with functional difficulty

no data

Children developmentally on-track

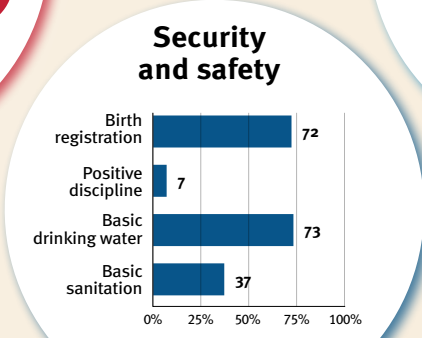

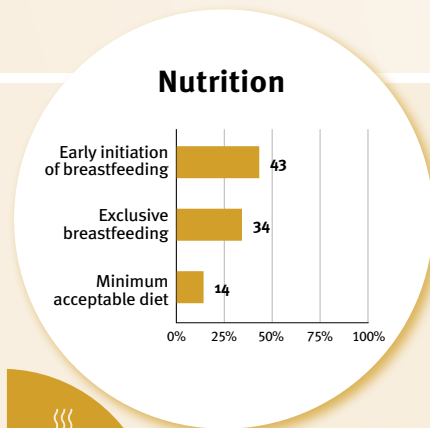
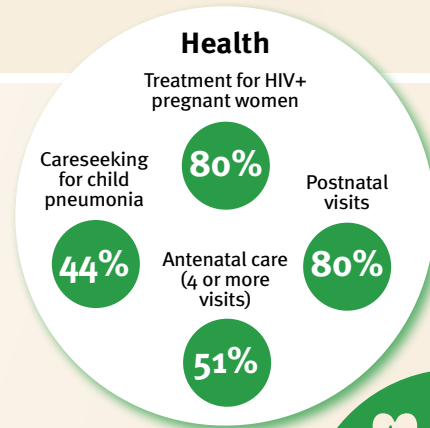
63%

At risk in 2005, 2010 and 2015, using a composite indicator of under-five stunting or poverty

Support and services for early childhood development: Nurturing care

Parents and caregivers need a facilitating environment of laws, policies, services and community support to assist them in providing their young children with nurturing care.

Facilitating environments



Policies					
	<20%	20-39%	40-59%	60-79%	≥80%
Officially adopted national multisectoral ECD policy	X				
Child and family social protection	None	<14	14 - <18	18 - <26	≥26
Maternity leave (weeks)	None	<14	14 - <18	18 - <26	≥26
Paternity leave (weeks)	None	<14	14 - <18	18 - <26	≥26
International Code of Marketing of Breastmilk Substitutes (alignment)	Not	Slightly	Moderately	Substantially	

International conventions	
✓	Convention on the Rights of the Child
✓	Convention on the Rights of Persons with Disabilities
✓	CRC Optional Protocol on the Sale of Children, Child Prostitution and Child Pornography
✓	Hague Convention on Protection of Children and Cooperation in Respect of Intercountry Adoption



Croatia

Countdown to 2030

Women's, Children's & Adolescents' Health

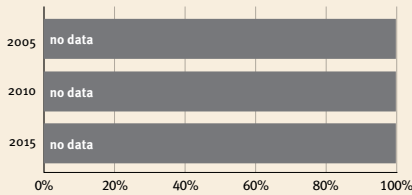
Demographics

Population	4,030,358
Annual births	33,924
Children under 5	177,853 (4%)
Under-five mortality	5/1,000

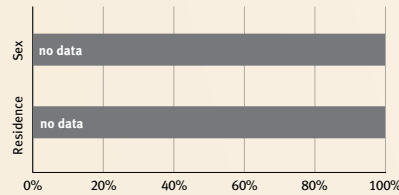
Threats to Early Childhood Development

Maternal mortality	5/100,000	Adolescent birth rate	8/1,000
Low birthweight	5%	Preterm births	6%
Child poverty	no data	Under-five stunting	no data
Violent discipline	no data	Inadequate supervision	no data

Young children at risk of poor development



Risk by sex and residence



Children with functional difficulty

no data

Children developmentally on-track

no data

At risk in 2005, 2010 and 2015, using a composite indicator of under-five stunting or poverty

Support and services for early childhood development: Nurturing care

Parents and caregivers need a facilitating environment of laws, policies, services and community support to assist them in providing their young children with nurturing care.

Facilitating environments

Policies					
	<20%	20-39%	40-59%	60-79%	≥80%
Officially adopted national multisectoral ECD policy	X				
Child and family social protection					
Maternity leave (weeks)	None	<14	14 - <18	18 - <26	≥26
Paternity leave (weeks)	None	<14	14 - <18	18 - <26	≥26
International Code of Marketing of Breastmilk Substitutes (alignment)	Not	Slightly	Moderately	Substantially	

Health

Treatment for HIV+ pregnant women

Careseeking for child pneumonia: no data

Postnatal visits: no data

Antenatal care (4 or more visits): 98%

Nutrition

Early initiation of breastfeeding: 0%

Exclusive breastfeeding: no data

Minimum acceptable diet: no data

Early learning

Early stimulation at home

Children's books in the home: no data

Playthings at home: no data

Attendance in early childhood education: 83%

Security and safety

Birth registration: 100%

Positive discipline: no data

Basic drinking water: no data

Basic sanitation: no data

Responsive caregiving

Public information about ECD

Parental mental health

Parent support (groups, home visits)

Quality child day care

Comparative country data urgently needed

International conventions

✓	Convention on the Rights of the Child
✓	Convention on the Rights of Persons with Disabilities
✓	CRC Optional Protocol on the Sale of Children, Child Prostitution and Child Pornography
✓	Hague Convention on Protection of Children and Cooperation in Respect of Intercountry Adoption



Cuba

Countdown to 2030

Women's, Children's & Adolescents' Health

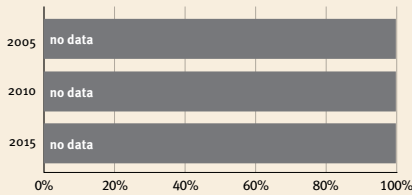
Demographics

Population	11,212,191
Annual births	99,693
Children under 5	537,101 (5%)
Under-five mortality	5/1,000

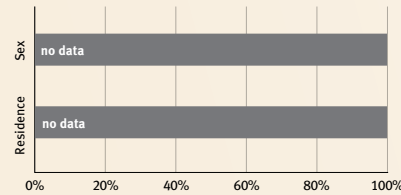
Threats to Early Childhood Development

Maternal mortality	39/100,000	Adolescent birth rate	48/1,000
Low birthweight	7%	Preterm births	6%
Child poverty	no data	Under-five stunting	7%
Violent discipline	36%	Inadequate supervision	2%

Young children at risk of poor development



Risk by sex and residence



Children with functional difficulty



Children developmentally on-track

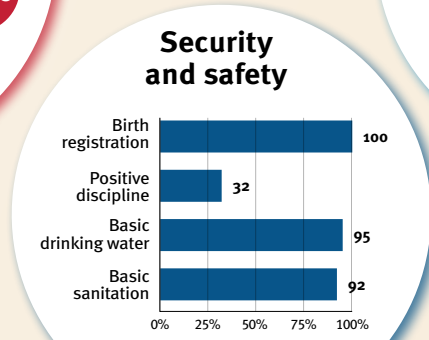
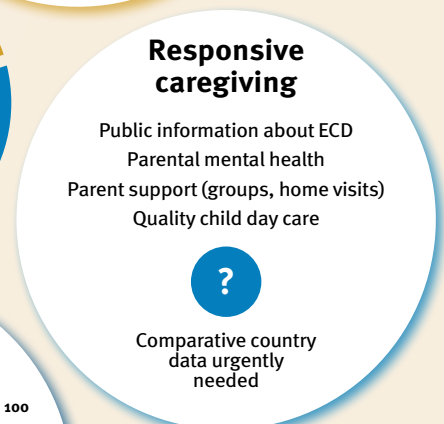

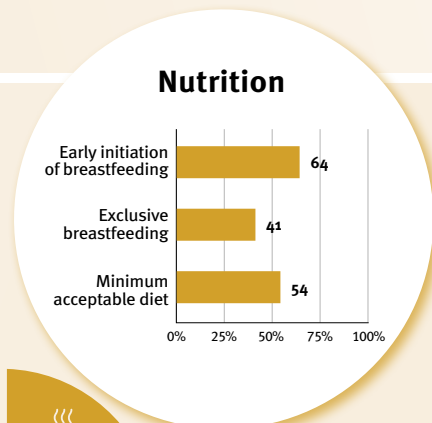
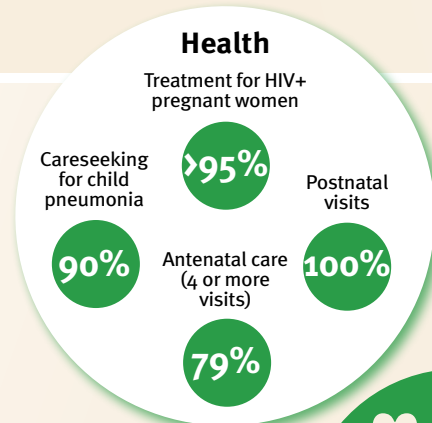


At risk in 2005, 2010 and 2015, using a composite indicator of under-five stunting or poverty

Support and services for early childhood development: Nurturing care

Parents and caregivers need a facilitating environment of laws, policies, services and community support to assist them in providing their young children with nurturing care.

Facilitating environments



Policies					
	<20%	20-39%	40-59%	60-79%	≥80%
Officially adopted national multisectoral ECD policy	X				
Child and family social protection	None	<14	14 - <18	18 - <26	≥26
Maternity leave (weeks)	None	<14	14 - <18	18 - <26	≥26
Paternity leave (weeks)	Not	Slightly	Moderately	Substantially	
International Code of Marketing of Breastmilk Substitutes (alignment)					

International conventions	
✓	Convention on the Rights of the Child
✓	Convention on the Rights of Persons with Disabilities
✓	CRC Optional Protocol on the Sale of Children, Child Prostitution and Child Pornography
✓	Hague Convention on Protection of Children and Cooperation in Respect of Intercountry Adoption



Cyprus

Countdown to 2030

Women's, Children's & Adolescents' Health

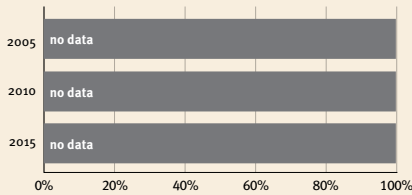
Demographics

Population	1,251,489
Annual births	12,517
Children under 5	65,779 (5%)
Under-five mortality	3/1,000

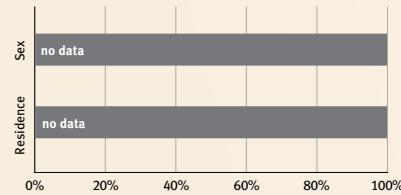
Threats to Early Childhood Development

Maternal mortality	68/100,000	Adolescent birth rate	8/1,000
Low birthweight	no data	Preterm births	15%
Child poverty	no data	Under-five stunting	no data
Violent discipline	no data	Inadequate supervision	no data

Young children at risk of poor development



Risk by sex and residence



Children with functional difficulty

no data

Children developmentally on-track

no data

At risk in 2005, 2010 and 2015, using a composite indicator of under-five stunting or poverty

Support and services for early childhood development: Nurturing care

Parents and caregivers need a facilitating environment of laws, policies, services and community support to assist them in providing their young children with nurturing care.

Facilitating environments

Health

Treatment for HIV+ pregnant women: **no data**

Careseeking for child pneumonia: **no data**

Postnatal visits: **no data**

Antenatal care (4 or more visits): **no data**

Nutrition

Early initiation of breastfeeding: **no data**

Exclusive breastfeeding: **no data**

Minimum acceptable diet: **no data**

Early learning

Early stimulation at home: **no data**

Children's books in the home: **no data**

Playthings at home: **no data**

Attendance in early childhood education: **no data**



Responsive caregiving

Public information about ECD

Parental mental health

Parent support (groups, home visits)

Quality child day care

Comparative country data urgently needed

Security and safety

Birth registration: 100%

Positive discipline: **no data**

Basic drinking water: >99%

Basic sanitation: >99%

Policies				
X	Officially adopted national multisectoral ECD policy			
<20%	20-39%	40-59%	60-79%	≥80%
Child and family social protection				
None	<14	14 - <18	18 - <26	≥26
Maternity leave (weeks)				
None	<14	14 - <18	18 - <26	≥26
Paternity leave (weeks)				
Not	Slightly	Moderately	Substantially	
International Code of Marketing of Breastmilk Substitutes (alignment)				

International conventions	
✓	Convention on the Rights of the Child
✓	Convention on the Rights of Persons with Disabilities
✓	CRC Optional Protocol on the Sale of Children, Child Prostitution and Child Pornography
✓	Hague Convention on Protection of Children and Cooperation in Respect of Intercountry Adoption



Czechia

Countdown to 2030

Women's, Children's & Adolescents' Health

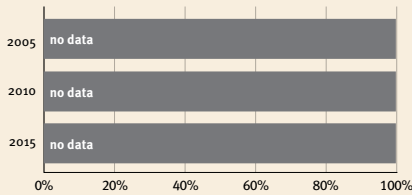
Demographics

Population	10,493,986
Annual births	101,555
Children under 5	542,052 (5%)
Under-five mortality	3/1,000

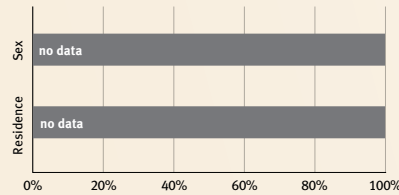
Threats to Early Childhood Development

Maternal mortality	3/100,000	Adolescent birth rate	9/1,000
Low birthweight	8%	Preterm births	7%
Child poverty	no data	Under-five stunting	3%
Violent discipline	no data	Inadequate supervision	no data

Young children at risk of poor development



Risk by sex and residence



Children with functional difficulty

no data

Children developmentally on-track

no data

At risk in 2005, 2010 and 2015, using a composite indicator of under-five stunting or poverty

Support and services for early childhood development: Nurturing care

Parents and caregivers need a facilitating environment of laws, policies, services and community support to assist them in providing their young children with nurturing care.

Facilitating environments

Health

- Treatment for HIV+ pregnant women: no data
- Careseeking for child pneumonia: no data
- Postnatal visits: no data
- Antenatal care (4 or more visits): no data

Nutrition

- Early initiation of breastfeeding: no data
- Exclusive breastfeeding: no data
- Minimum acceptable diet: no data

Early learning

- Early stimulation at home: no data
- Children's books in the home: no data
- Playthings at home: no data
- Attendance in early childhood education: no data



Responsive caregiving

- Public information about ECD
- Parental mental health
- Parent support (groups, home visits)
- Quality child day care
- Comparative country data urgently needed

Security and safety

- Birth registration: 100%
- Positive discipline: no data
- Basic drinking water: >99%
- Basic sanitation: >99%

Policies					
	<20%	20-39%	40-59%	60-79%	≥80%
Officially adopted national multisectoral ECD policy	X				
Child and family social protection					
Maternity leave (weeks)	None	<14	14 - <18	18 - <26	≥26
Paternity leave (weeks)	None	<14	14 - <18	18 - <26	≥26
International Code of Marketing of Breastmilk Substitutes (alignment)	Not	Slightly	Moderately	Substantially	

International conventions	
✓	Convention on the Rights of the Child
✓	Convention on the Rights of Persons with Disabilities
✓	CRC Optional Protocol on the Sale of Children, Child Prostitution and Child Pornography
✓	Hague Convention on Protection of Children and Cooperation in Respect of Intercountry Adoption



Democratic Republic of the Congo

Countdown to 2030

Women's, Children's & Adolescents' Health

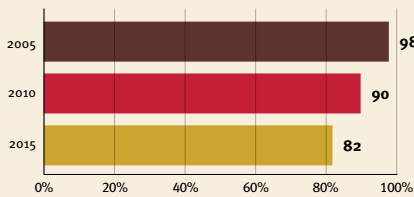
Demographics

Population	99,010,212
Annual births	4,133,987
Children under 5	18,199,988 (18%)
Under-five mortality	79/1,000

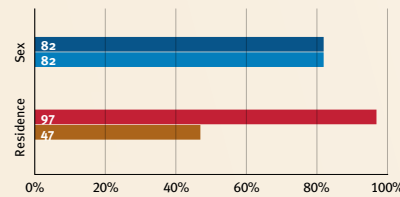
Threats to Early Childhood Development

Maternal mortality	547/100,000	Adolescent birth rate	109/1,000
Low birthweight	10%	Preterm births	12%
Child poverty	75%	Under-five stunting	40%
Violent discipline	85%	Inadequate supervision	47%

Young children at risk of poor development



Risk by sex and residence



Children with functional difficulty



Children developmentally on-track

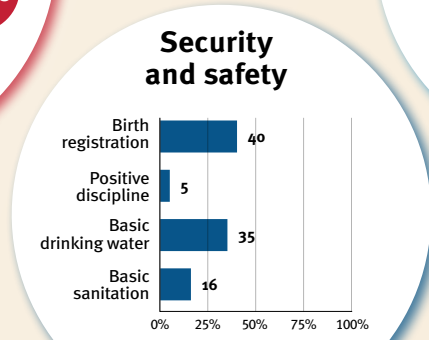
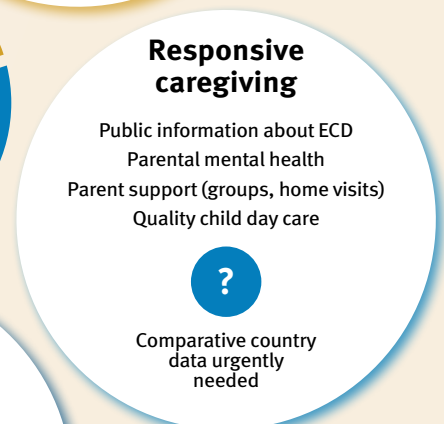

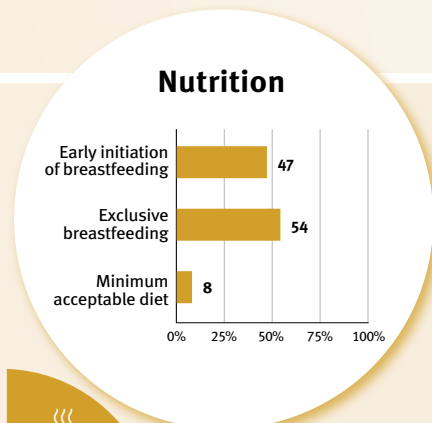
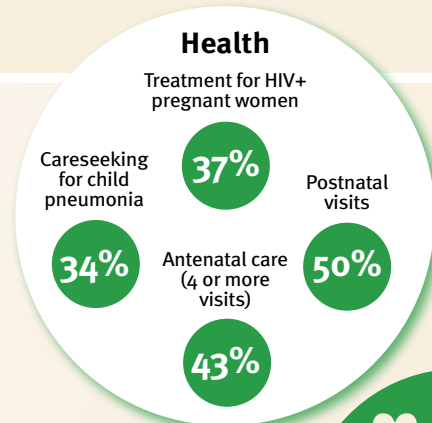


At risk in 2005, 2010 and 2015, using a composite indicator of under-five stunting or poverty

Support and services for early childhood development: Nurturing care

Parents and caregivers need a facilitating environment of laws, policies, services and community support to assist them in providing their young children with nurturing care.

Facilitating environments



Policies					
	<20%	20-39%	40-59%	60-79%	≥80%
Officially adopted national multisectoral ECD policy	X				
Child and family social protection					
None	<14	14 - <18	18 - <26	≥26	
Maternity leave (weeks)					
None	<14	14 - <18	18 - <26	≥26	
Paternity leave (weeks)					
Not	Slightly	Moderately	Substantially		
International Code of Marketing of Breastmilk Substitutes (alignment)					

International conventions	
✓	Convention on the Rights of the Child
✓	Convention on the Rights of Persons with Disabilities
✓	CRC Optional Protocol on the Sale of Children, Child Prostitution and Child Pornography
X	Hague Convention on Protection of Children and Cooperation in Respect of Intercountry Adoption



Democratic People's Republic of Korea

Countdown to 2030

Women's, Children's & Adolescents' Health

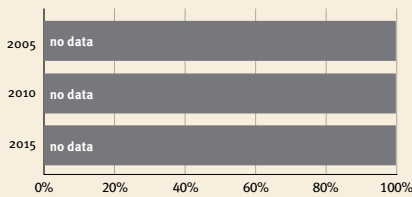
Demographics

Population	26,069,417
Annual births	340,407
Children under 5	1,698,852 (7%)
Under-five mortality	15/1,000

Threats to Early Childhood Development

Maternal mortality	107/100,000	Adolescent birth rate	1/1,000
Low birthweight	no data	Preterm births	11%
Child poverty	no data	Under-five stunting	17%
Violent discipline	no data	Inadequate supervision	16%

Young children at risk of poor development



Risk by sex and residence



Children with functional difficulty

2%

Children developmentally on-track

88%

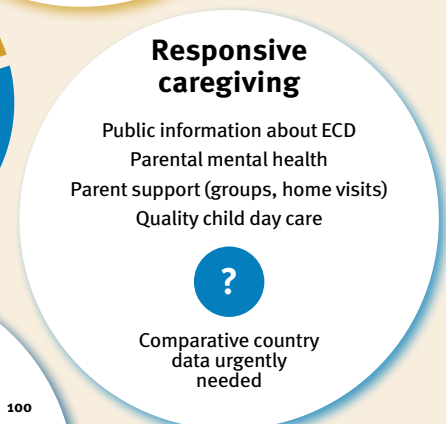


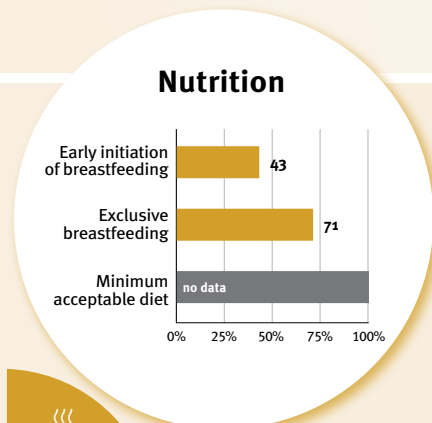
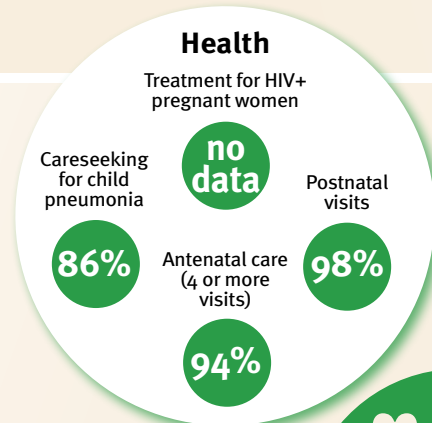
At risk in 2005, 2010 and 2015, using a composite indicator of under-five stunting or poverty

Support and services for early childhood development: Nurturing care

Parents and caregivers need a facilitating environment of laws, policies, services and community support to assist them in providing their young children with nurturing care.

Facilitating environments

Policies					
	<20%	20-39%	40-59%	60-79%	≥80%
Officially adopted national multisectoral ECD policy	X				
Child and family social protection					
Maternity leave (weeks)	None	<14	14 - <18	18 - <26	≥26
Paternity leave (weeks)	None	<14	14 - <18	18 - <26	≥26
International Code of Marketing of Breastmilk Substitutes (alignment)	Not	Slightly	Moderately	Substantially	



International conventions

✓	Convention on the Rights of the Child
✓	Convention on the Rights of Persons with Disabilities
✓	CRC Optional Protocol on the Sale of Children, Child Prostitution and Child Pornography
X	Hague Convention on Protection of Children and Cooperation in Respect of Intercountry Adoption



Denmark

Countdown to 2030

Women's, Children's & Adolescents' Health

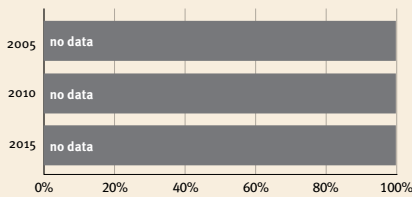
Demographics

Population	5,882,262
Annual births	64,107
Children under 5	312,982 (5%)
Under-five mortality	4/1,000

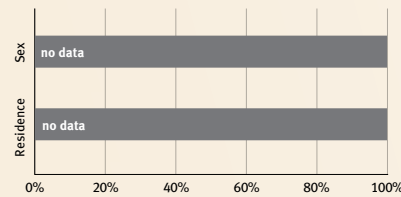
Threats to Early Childhood Development

Maternal mortality	5/100,000	Adolescent birth rate	1/1,000
Low birthweight	5%	Preterm births	7%
Child poverty	no data	Under-five stunting	no data
Violent discipline	no data	Inadequate supervision	no data

Young children at risk of poor development



Risk by sex and residence



Children with functional difficulty

no data

Children developmentally on-track

no data

At risk in 2005, 2010 and 2015, using a composite indicator of under-five stunting or poverty

Support and services for early childhood development: Nurturing care

Parents and caregivers need a facilitating environment of laws, policies, services and community support to assist them in providing their young children with nurturing care.

Facilitating environments

Health

Treatment for HIV+ pregnant women: **no data**

Careseeking for child pneumonia: **no data**

Postnatal visits: **no data**

Antenatal care (4 or more visits): **no data**

Nutrition

Early initiation of breastfeeding: **no data**

Exclusive breastfeeding: **no data**

Minimum acceptable diet: **no data**

Early learning

Early stimulation at home: **no data**

Children's books in the home: **no data**

Playthings at home: **no data**

Attendance in early childhood education: **no data**



Responsive caregiving

Public information about ECD

Parental mental health

Parent support (groups, home visits)

Quality child day care

Comparative country data urgently needed

Security and safety

Birth registration: 100%

Positive discipline: **no data**

Basic drinking water: >99%

Basic sanitation: >99%

Policies					
	<20%	20-39%	40-59%	60-79%	≥80%
Officially adopted national multisectoral ECD policy	X				
Child and family social protection					
Maternity leave (weeks)	None	<14	14 - <18	18 - <26	≥26
Paternity leave (weeks)	None	<14	14 - <18	18 - <26	≥26
International Code of Marketing of Breastmilk Substitutes (alignment)	Not	Slightly	Moderately	Substantially	

International conventions	
✓	Convention on the Rights of the Child
✓	Convention on the Rights of Persons with Disabilities
✓	CRC Optional Protocol on the Sale of Children, Child Prostitution and Child Pornography
✓	Hague Convention on Protection of Children and Cooperation in Respect of Intercountry Adoption



Djibouti

Countdown to 2030

Women's, Children's & Adolescents' Health

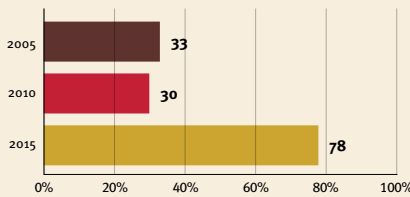
Demographics

Population	1,120,849
Annual births	24,549
Children under 5	116,906 (10%)
Under-five mortality	54/1,000

Threats to Early Childhood Development

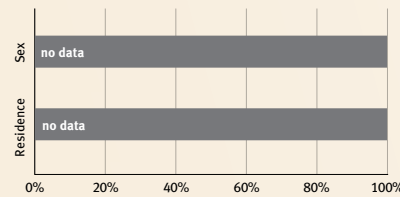
Maternal mortality	234/100,000	Adolescent birth rate	21/1,000
Low birthweight	no data	Preterm births	12%
Child poverty	no data	Under-five stunting	19%
Violent discipline	65%	Inadequate supervision	8%

Young children at risk of poor development



At risk in 2005, 2010 and 2015, using a composite indicator of under-five stunting or poverty

Risk by sex and residence



Children with functional difficulty

no data

Children developmentally on-track

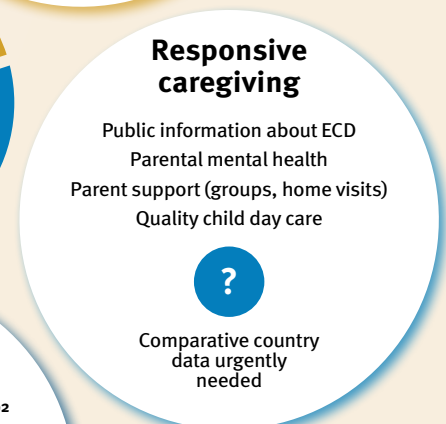
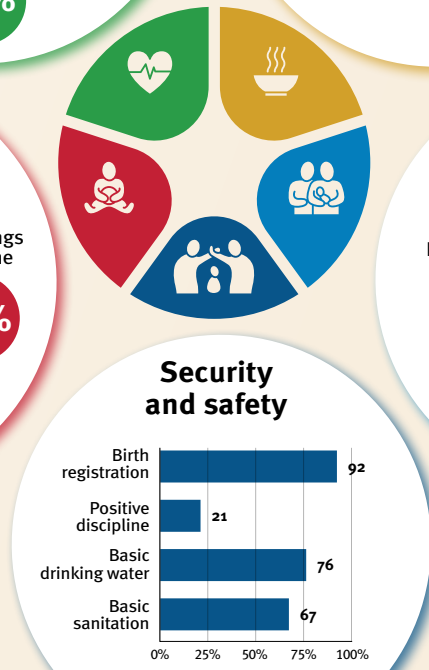
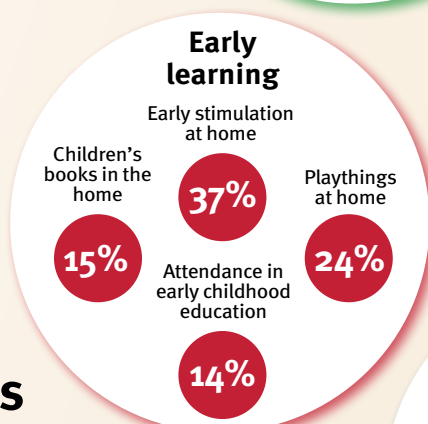
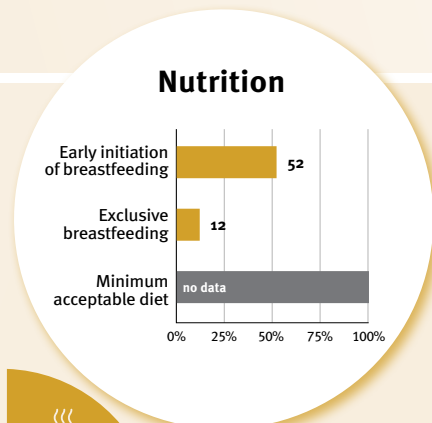
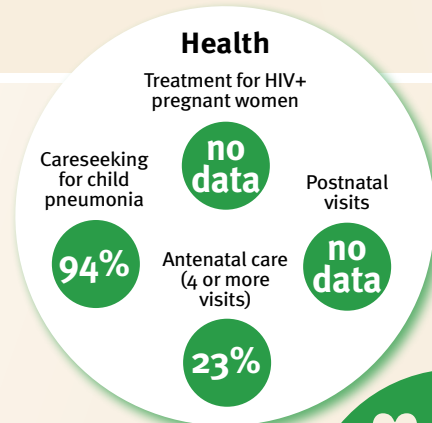
no data

Support and services for early childhood development: Nurturing care

Parents and caregivers need a facilitating environment of laws, policies, services and community support to assist them in providing their young children with nurturing care.

Facilitating environments

Policies					
✓	<20%	20-39%	40-59%	60-79%	≥80%
Officially adopted national multisectoral ECD policy					
Child and family social protection					
None	<14	14 - <18	18 - <26	≥26	
Maternity leave (weeks)					
None	<14	14 - <18	18 - <26	≥26	
Paternity leave (weeks)					
Not	Slightly	Moderately	Substantially		
International Code of Marketing of Breastmilk Substitutes (alignment)					



International conventions

✓	Convention on the Rights of the Child
✓	Convention on the Rights of Persons with Disabilities
✓	CRC Optional Protocol on the Sale of Children, Child Prostitution and Child Pornography
✗	Hague Convention on Protection of Children and Cooperation in Respect of Intercountry Adoption



Dominica

Countdown to 2030

Women's, Children's & Adolescents' Health

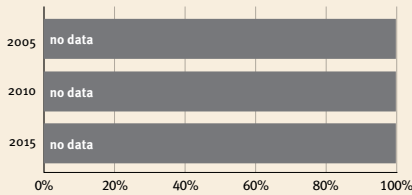
Demographics

Population	72,738
Annual births	966
Children under 5	4,699 (6%)
Under-five mortality	36/1,000

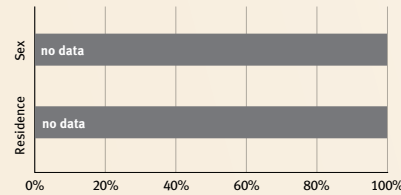
Threats to Early Childhood Development

Maternal mortality	-/100,000	Adolescent birth rate	50/1,000
Low birthweight	no data	Preterm births	12%
Child poverty	no data	Under-five stunting	no data
Violent discipline	no data	Inadequate supervision	no data

Young children at risk of poor development



Risk by sex and residence



Children with functional difficulty

no data

Children developmentally on-track

no data

At risk in 2005, 2010 and 2015, using a composite indicator of under-five stunting or poverty

Support and services for early childhood development: Nurturing care

Parents and caregivers need a facilitating environment of laws, policies, services and community support to assist them in providing their young children with nurturing care.

Facilitating environments

Health

- Treatment for HIV+ pregnant women: no data
- Careseeking for child pneumonia: no data
- Postnatal visits: no data
- Antenatal care (4 or more visits): no data

Nutrition

- Early initiation of breastfeeding: no data
- Exclusive breastfeeding: no data
- Minimum acceptable diet: no data

Early learning

- Early stimulation at home: no data
- Children's books in the home: no data
- Playthings at home: no data
- Attendance in early childhood education: no data



Responsive caregiving

- Public information about ECD
- Parental mental health
- Parent support (groups, home visits)
- Quality child day care
- Comparative country data urgently needed

Security and safety

- Birth registration: no data
- Positive discipline: no data
- Basic drinking water: no data
- Basic sanitation: no data

Policies					
	<20%	20-39%	40-59%	60-79%	≥80%
Officially adopted national multisectoral ECD policy	X				
Child and family social protection					
Maternity leave (weeks)	None	<14	14 - <18	18 - <26	≥26
Paternity leave (weeks)	None	<14	14 - <18	18 - <26	≥26
International Code of Marketing of Breastmilk Substitutes (alignment)	Not	Slightly	Moderately	Substantially	

International conventions	
✓	Convention on the Rights of the Child
✓	Convention on the Rights of Persons with Disabilities
✓	CRC Optional Protocol on the Sale of Children, Child Prostitution and Child Pornography
X	Hague Convention on Protection of Children and Cooperation in Respect of Intercountry Adoption



Dominican Republic

Countdown to 2030

Women's, Children's & Adolescents' Health

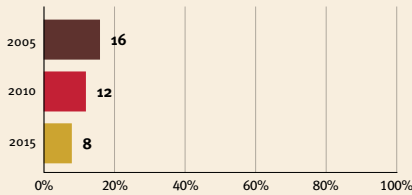
Demographics

Population	11,228,821
Annual births	203,625
Children under 5	1,007,603 (9%)
Under-five mortality	33/1,000

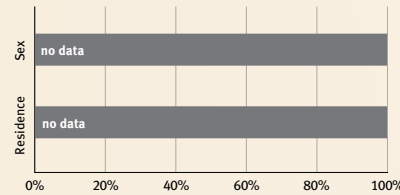
Threats to Early Childhood Development

Maternal mortality	107/100,000	Adolescent birth rate	42/1,000
Low birthweight	13%	Preterm births	11%
Child poverty	2%	Under-five stunting	6%
Violent discipline	63%	Inadequate supervision	8%

Young children at risk of poor development



Risk by sex and residence



Children with functional difficulty



Children developmentally on-track



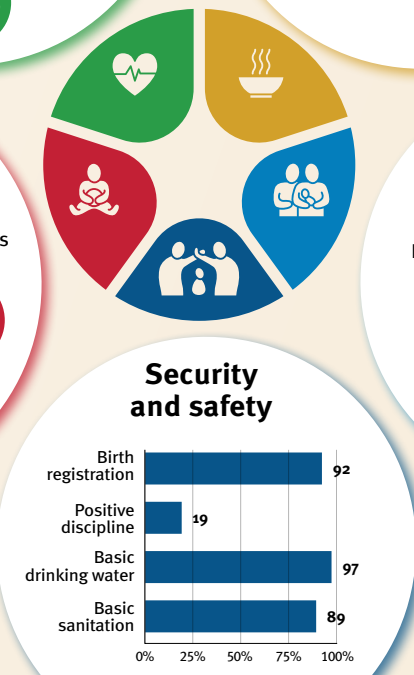

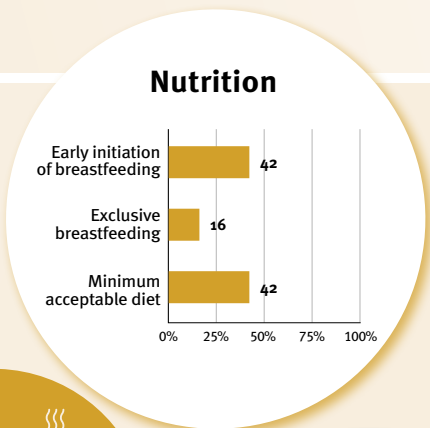
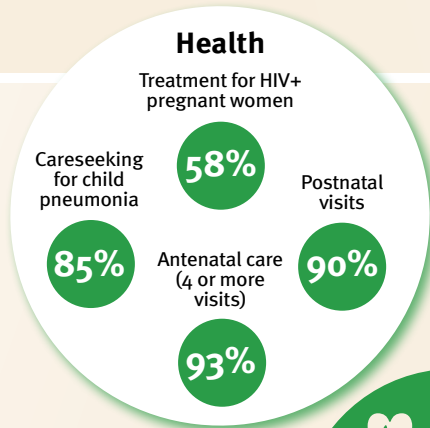
At risk in 2005, 2010 and 2015, using a composite indicator of under-five stunting or poverty

Support and services for early childhood development: Nurturing care

Parents and caregivers need a facilitating environment of laws, policies, services and community support to assist them in providing their young children with nurturing care.

Facilitating environments

Policies					
✔	<20%	20-39%	40-59%	60-79%	≥80%
Officially adopted national multisectoral ECD policy					
Child and family social protection					
None	<14	14 - <18	18 - <26	≥26	
Maternity leave (weeks)					
None	<14	14 - <18	18 - <26	≥26	
Paternity leave (weeks)					
Not	Slightly	Moderately	Substantially		
International Code of Marketing of Breastmilk Substitutes (alignment)					



International conventions

✔	Convention on the Rights of the Child
✔	Convention on the Rights of Persons with Disabilities
✔	CRC Optional Protocol on the Sale of Children, Child Prostitution and Child Pornography
✔	Hague Convention on Protection of Children and Cooperation in Respect of Intercountry Adoption



Ecuador

Countdown to 2030

Women's, Children's & Adolescents' Health

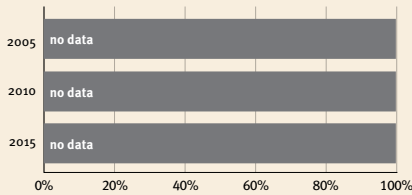
Demographics

Population	18,001,000
Annual births	298,666
Children under 5	1,488,544 (8%)
Under-five mortality	13/1,000

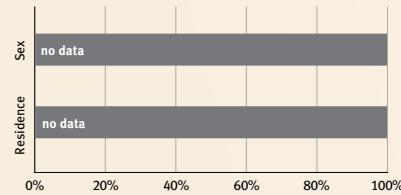
Threats to Early Childhood Development

Maternal mortality	66/100,000	Adolescent birth rate	58/1,000
Low birthweight	11%	Preterm births	5%
Child poverty	no data	Under-five stunting	23%
Violent discipline	no data	Inadequate supervision	0.048

Young children at risk of poor development



Risk by sex and residence



Children with functional difficulty

no data

Children developmentally on-track

81%

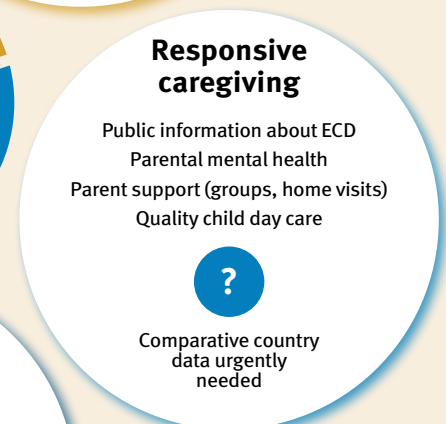


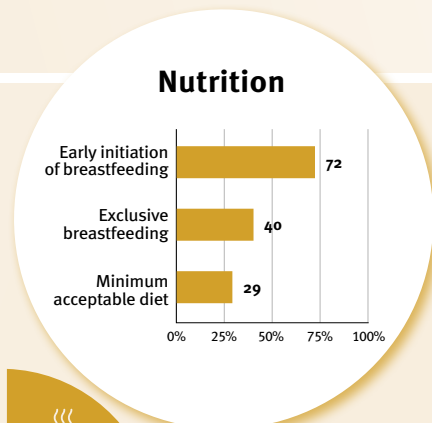
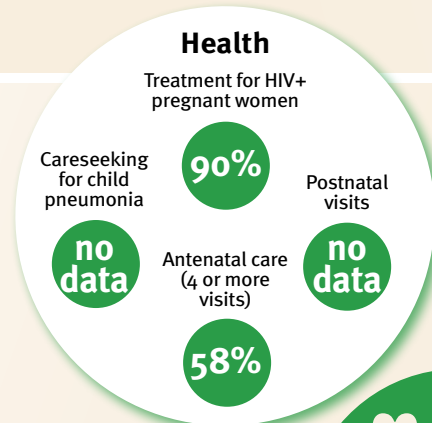
At risk in 2005, 2010 and 2015, using a composite indicator of under-five stunting or poverty

Support and services for early childhood development: Nurturing care

Parents and caregivers need a facilitating environment of laws, policies, services and community support to assist them in providing their young children with nurturing care.

Facilitating environments

Policies					
✓	<20%	20-39%	40-59%	60-79%	≥80%
Officially adopted national multisectoral ECD policy					
Child and family social protection					
None	<14	14 - <18	18 - <26	≥26	
Maternity leave (weeks)					
None	<14	14 - <18	18 - <26	≥26	
Paternity leave (weeks)					
Not	Slightly	Moderately	Substantially		
International Code of Marketing of Breastmilk Substitutes (alignment)					



International conventions	
✓	Convention on the Rights of the Child
✓	Convention on the Rights of Persons with Disabilities
✓	CRC Optional Protocol on the Sale of Children, Child Prostitution and Child Pornography
✓	Hague Convention on Protection of Children and Cooperation in Respect of Intercountry Adoption



Egypt

Countdown to 2030

Women's, Children's & Adolescents' Health

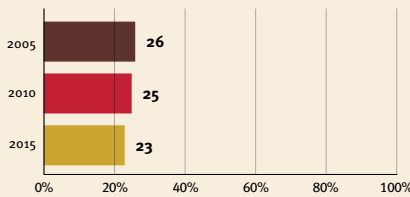
Demographics

Population	110,990,103
Annual births	2,453,941
Children under 5	12,260,871 (11%)
Under-five mortality	19/1,000

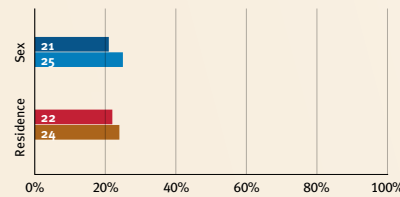
Threats to Early Childhood Development

Maternal mortality	17/100,000	Adolescent birth rate	47/1,000
Low birthweight	no data	Preterm births	7%
Child poverty	1%	Under-five stunting	20%
Violent discipline	92%	Inadequate supervision	4%

Young children at risk of poor development



Risk by sex and residence



Children with functional difficulty

no data

Children developmentally on-track

85%

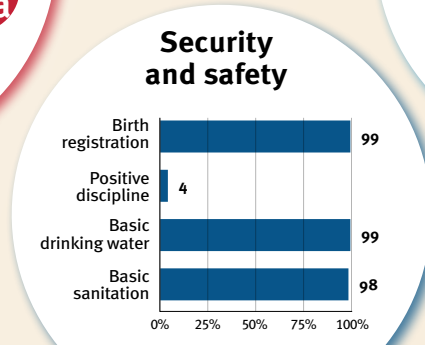
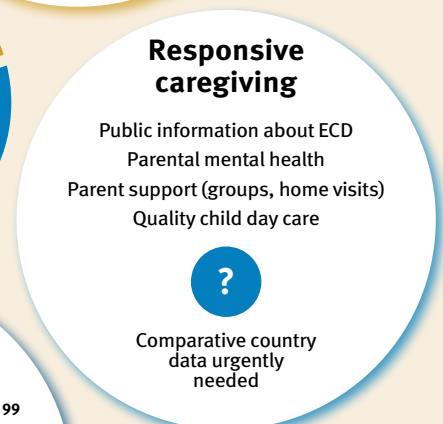
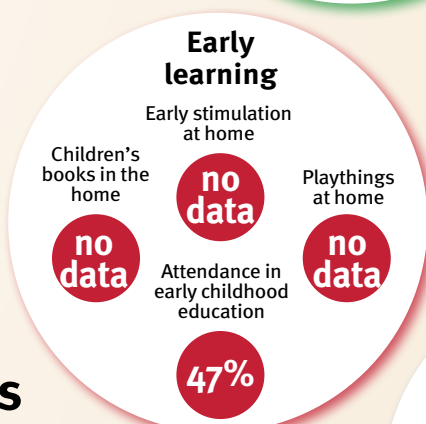
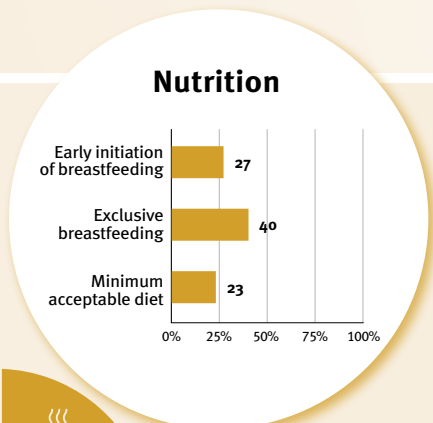
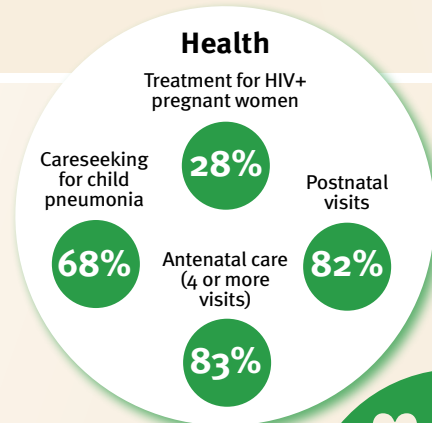
At risk in 2005, 2010 and 2015, using a composite indicator of under-five stunting or poverty

Support and services for early childhood development: Nurturing care

Parents and caregivers need a facilitating environment of laws, policies, services and community support to assist them in providing their young children with nurturing care.

Facilitating environments

Policies					
✓	Officially adopted national multisectoral ECD policy				
	<20%	20-39%	40-59%	60-79%	≥80%
Child and family social protection					
None	<14	14 - <18	18 - <26	≥26	
Maternity leave (weeks)					
None	<14	14 - <18	18 - <26	≥26	
Paternity leave (weeks)					
Not	Slightly	Moderately	Substantially		
International Code of Marketing of Breastmilk Substitutes (alignment)					



International conventions

✓	Convention on the Rights of the Child
✓	Convention on the Rights of Persons with Disabilities
✓	CRC Optional Protocol on the Sale of Children, Child Prostitution and Child Pornography
✗	Hague Convention on Protection of Children and Cooperation in Respect of Intercountry Adoption



El Salvador

Countdown to 2030

Women's, Children's & Adolescents' Health

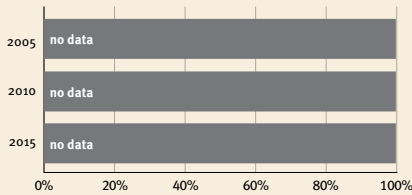
Demographics

Population	6,336,392
Annual births	100,313
Children under 5	501,792 (8%)
Under-five mortality	12/1,000

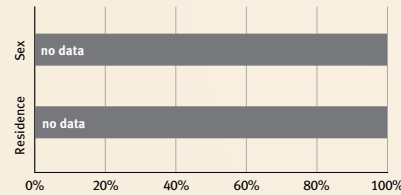
Threats to Early Childhood Development

Maternal mortality	43/100,000	Adolescent birth rate	50/1,000
Low birthweight	10%	Preterm births	13%
Child poverty	no data	Under-five stunting	10%
Violent discipline	47%	Inadequate supervision	8%

Young children at risk of poor development



Risk by sex and residence



Children with functional difficulty



Children developmentally on-track



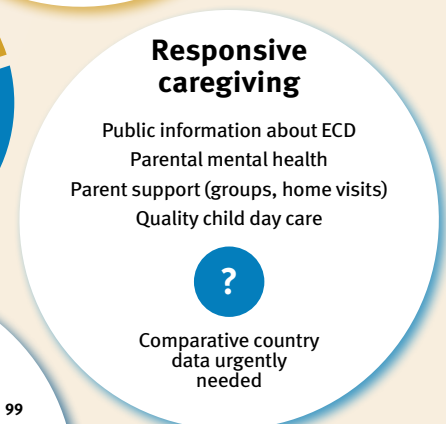
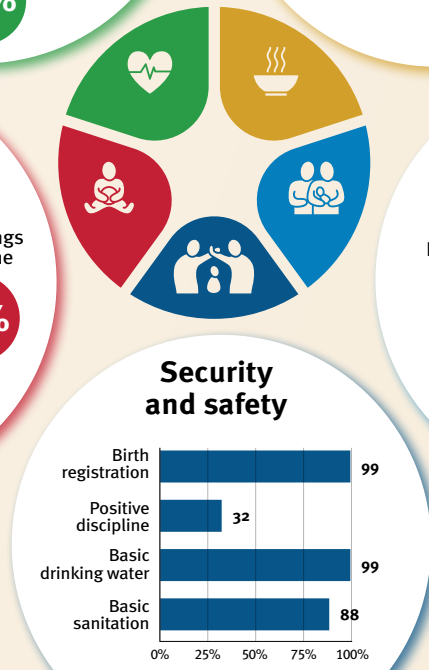

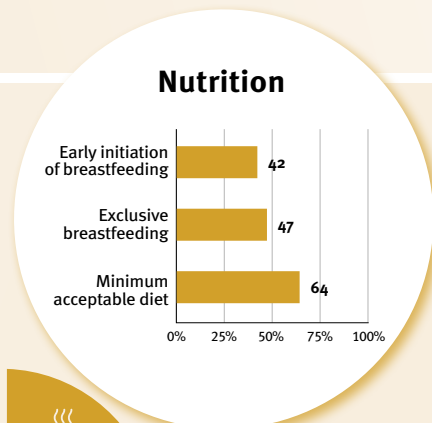
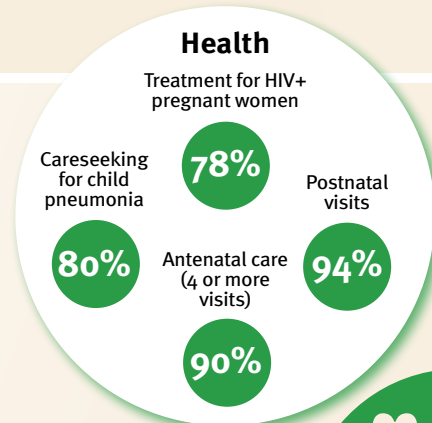
At risk in 2005, 2010 and 2015, using a composite indicator of under-five stunting or poverty

Support and services for early childhood development: Nurturing care

Parents and caregivers need a facilitating environment of laws, policies, services and community support to assist them in providing their young children with nurturing care.

Facilitating environments

Policies					
✓	<20%	20-39%	40-59%	60-79%	≥80%
Officially adopted national multisectoral ECD policy					
Child and family social protection					
None	<14	14 - <18	18 - <26	≥26	
Maternity leave (weeks)					
None	<14	14 - <18	18 - <26	≥26	
Paternity leave (weeks)					
Not	Slightly	Moderately	Substantially		
International Code of Marketing of Breastmilk Substitutes (alignment)					



International conventions

✓	Convention on the Rights of the Child
✓	Convention on the Rights of Persons with Disabilities
✓	CRC Optional Protocol on the Sale of Children, Child Prostitution and Child Pornography
✓	Hague Convention on Protection of Children and Cooperation in Respect of Intercountry Adoption



Equatorial Guinea

Countdown to 2030

Women's, Children's & Adolescents' Health

Demographics

Population	1,674,908
Annual births	49,964
Children under 5	231,586 (14%)
Under-five mortality	77/1,000

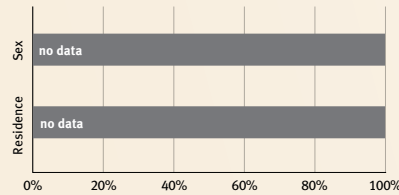
Threats to Early Childhood Development

Maternal mortality	212/100,000	Adolescent birth rate	176/1,000
Low birthweight	no data	Preterm births	17%
Child poverty	no data	Under-five stunting	16%
Violent discipline	no data	Inadequate supervision	no data

Young children at risk of poor development



Risk by sex and residence



Children with functional difficulty

no data

Children developmentally on-track

no data

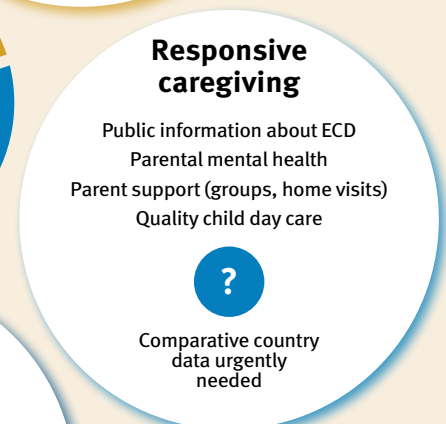
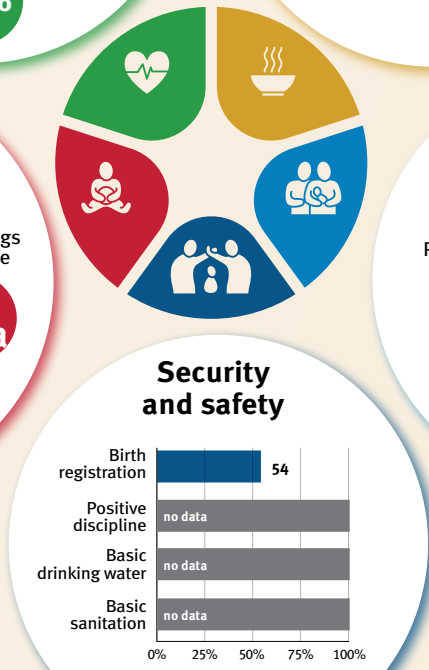
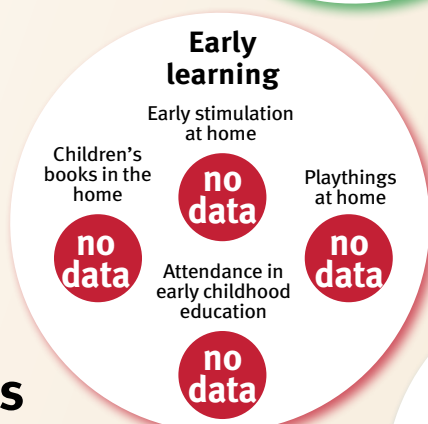
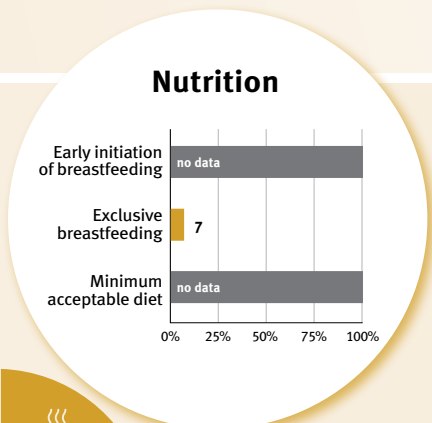
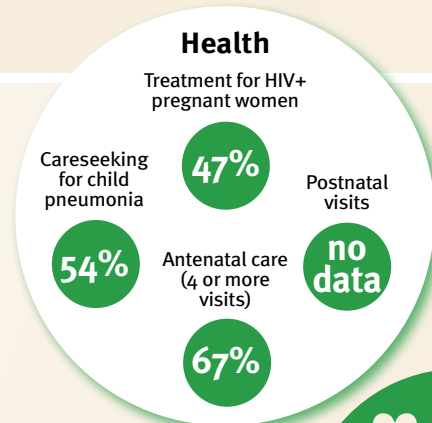
At risk in 2005, 2010 and 2015, using a composite indicator of under-five stunting or poverty

Support and services for early childhood development: Nurturing care

Parents and caregivers need a facilitating environment of laws, policies, services and community support to assist them in providing their young children with nurturing care.

Facilitating environments

Policies					
	<20%	20-39%	40-59%	60-79%	≥80%
Officially adopted national multisectoral ECD policy	X				
Child and family social protection	None	<14	14 - <18	18 - <26	≥26
Maternity leave (weeks)	None	<14	14 - <18	18 - <26	≥26
Paternity leave (weeks)	None	<14	14 - <18	18 - <26	≥26
International Code of Marketing of Breastmilk Substitutes (alignment)	Not	Slightly	Moderately	Substantially	



International conventions

✓	Convention on the Rights of the Child
✓	Convention on the Rights of Persons with Disabilities
✓	CRC Optional Protocol on the Sale of Children, Child Prostitution and Child Pornography
X	Hague Convention on Protection of Children and Cooperation in Respect of Intercountry Adoption



Eritrea

Countdown to 2030

Women's, Children's & Adolescents' Health

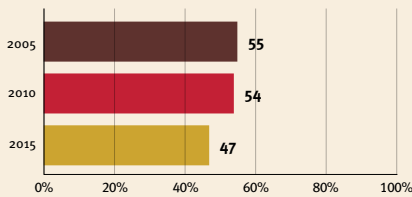
Demographics

Population	3,684,032
Annual births	104,981
Children under 5	490,520 (13%)
Under-five mortality	38/1,000

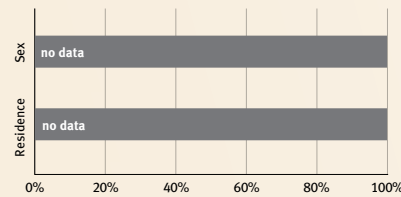
Threats to Early Childhood Development

Maternal mortality	322/100,000	Adolescent birth rate	76/1,000
Low birthweight	0.151601429	Preterm births	12%
Child poverty	no data	Under-five stunting	50%
Violent discipline	no data	Inadequate supervision	no data

Young children at risk of poor development



Risk by sex and residence



Children with functional difficulty

no data

Children developmentally on-track

no data


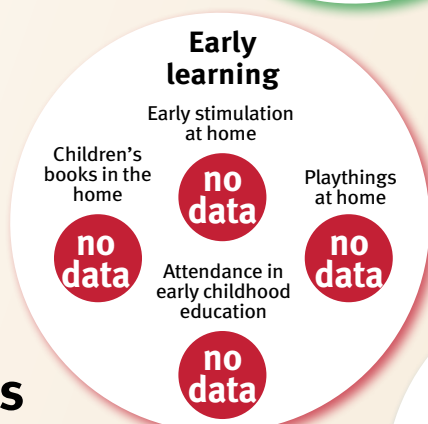
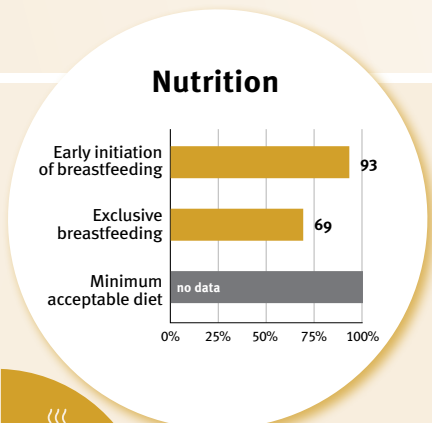
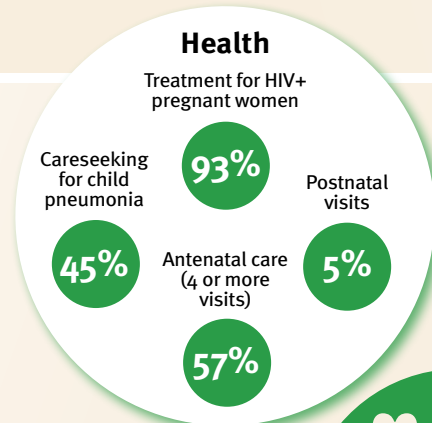
At risk in 2005, 2010 and 2015, using a composite indicator of under-five stunting or poverty

Support and services for early childhood development: Nurturing care

Parents and caregivers need a facilitating environment of laws, policies, services and community support to assist them in providing their young children with nurturing care.

Facilitating environments

Policies				
✓	Officially adopted national multisectoral ECD policy			
<20%	20-39%	40-59%	60-79%	≥80%
Child and family social protection				
None	<14	14 - <18	18 - <26	≥26
Maternity leave (weeks)				
None	<14	14 - <18	18 - <26	≥26
Paternity leave (weeks)				
Not	Slightly	Moderately	Substantially	
International Code of Marketing of Breastmilk Substitutes (alignment)				



International conventions	
✓	Convention on the Rights of the Child
✗	Convention on the Rights of Persons with Disabilities
✓	CRC Optional Protocol on the Sale of Children, Child Prostitution and Child Pornography
✗	Hague Convention on Protection of Children and Cooperation in Respect of Intercountry Adoption



Estonia

Countdown to 2030

Women's, Children's & Adolescents' Health

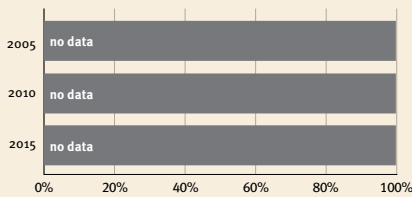
Demographics

Population	1,326,062
Annual births	13,422
Children under 5	70,085 (5%)
Under-five mortality	2/1,000

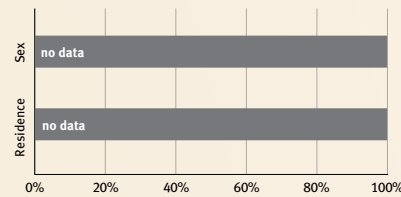
Threats to Early Childhood Development

Maternal mortality	5/100,000	Adolescent birth rate	8/1,000
Low birthweight	4%	Preterm births	6%
Child poverty	no data	Under-five stunting	1%
Violent discipline	no data	Inadequate supervision	no data

Young children at risk of poor development



Risk by sex and residence



Children with functional difficulty

no data

Children developmentally on-track

no data

At risk in 2005, 2010 and 2015, using a composite indicator of under-five stunting or poverty

Support and services for early childhood development: Nurturing care

Parents and caregivers need a facilitating environment of laws, policies, services and community support to assist them in providing their young children with nurturing care.

Facilitating environments

Policies					
✓	Officially adopted national multisectoral ECD policy				
	<20%	20-39%	40-59%	60-79%	≥80%
Child and family social protection					
None	<14	14 - <18	18 - <26	≥26	
Maternity leave (weeks)					
None	<14	14 - <18	18 - <26	≥26	
Paternity leave (weeks)					
Not	Slightly	Moderately	Substantially		
International Code of Marketing of Breastmilk Substitutes (alignment)					

Health

Treatment for HIV+ pregnant women

Careseeking for child pneumonia: **no data**

Postnatal visits: **no data**

Antenatal care (4 or more visits): **97%**

Nutrition

Early initiation of breastfeeding: **no data**

Exclusive breastfeeding: **no data**

Minimum acceptable diet: **no data**

Early learning

Early stimulation at home

Children's books in the home: **no data**

Playthings at home: **no data**

Attendance in early childhood education: **no data**

Security and safety

Birth registration: 100%

Positive discipline: **no data**

Basic drinking water: >99%

Basic sanitation: >99%

Responsive caregiving

Public information about ECD

Parental mental health

Parent support (groups, home visits)

Quality child day care

Comparative country data urgently needed

International conventions

✓	Convention on the Rights of the Child
✓	Convention on the Rights of Persons with Disabilities
✓	CRC Optional Protocol on the Sale of Children, Child Prostitution and Child Pornography
✓	Hague Convention on Protection of Children and Cooperation in Respect of Intercountry Adoption



Eswatini

Countdown to 2030

Women's, Children's & Adolescents' Health

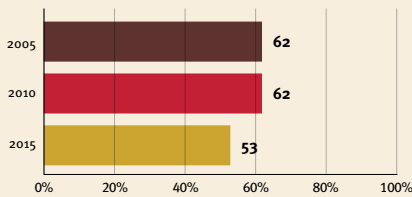
Demographics

Population	1,201,671
Annual births	28,476
Children under 5	138,685 (12%)
Under-five mortality	53/1,000

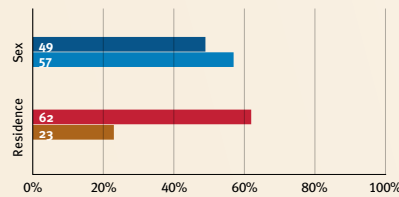
Threats to Early Childhood Development

Maternal mortality	240/100,000	Adolescent birth rate	87/1,000
Low birthweight	10%	Preterm births	14%
Child poverty	49%	Under-five stunting	21%
Violent discipline	87%	Inadequate supervision	17%

Young children at risk of poor development



Risk by sex and residence



Children with functional difficulty

no data

Children developmentally on-track

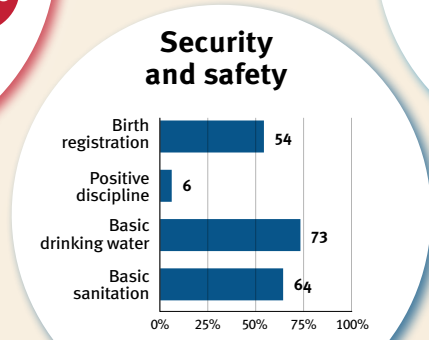

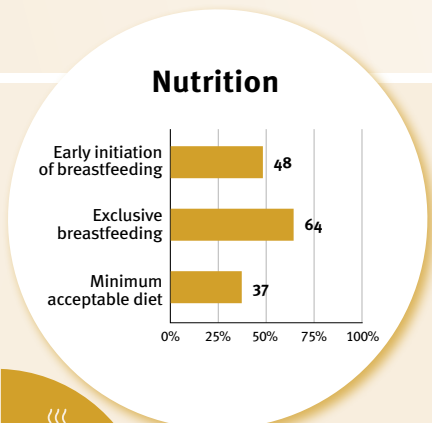
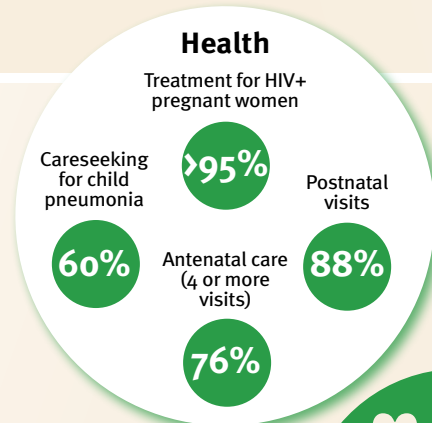
65%

At risk in 2005, 2010 and 2015, using a composite indicator of under-five stunting or poverty

Support and services for early childhood development: Nurturing care

Parents and caregivers need a facilitating environment of laws, policies, services and community support to assist them in providing their young children with nurturing care.

Facilitating environments



Policies				
X Officially adopted national multisectoral ECD policy				
<20%	20-39%	40-59%	60-79%	≥80%
Child and family social protection				
None	<14	14 - <18	18 - <26	≥26
Maternity leave (weeks)				
None	<14	14 - <18	18 - <26	≥26
Paternity leave (weeks)				
Not	Slightly	Moderately	Substantially	
International Code of Marketing of Breastmilk Substitutes (alignment)				

International conventions	
✓	Convention on the Rights of the Child
✓	Convention on the Rights of Persons with Disabilities
✓	CRC Optional Protocol on the Sale of Children, Child Prostitution and Child Pornography
✓	Hague Convention on Protection of Children and Cooperation in Respect of Intercountry Adoption



Ethiopia

Countdown to 2030

Women's, Children's & Adolescents' Health

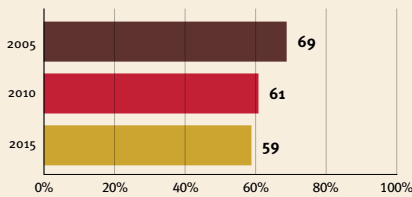
Demographics

Population	123,379,925
Annual births	3,928,445
Children under 5	18,181,829 (15%)
Under-five mortality	47/1,000

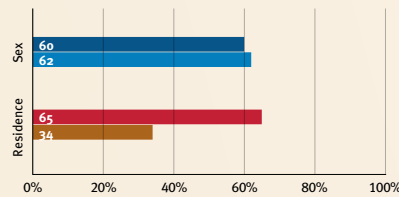
Threats to Early Childhood Development

Maternal mortality	267/100,000	Adolescent birth rate	73/1,000
Low birthweight	no data	Preterm births	10%
Child poverty	33%	Under-five stunting	34%
Violent discipline	no data	Inadequate supervision	no data

Young children at risk of poor development



Risk by sex and residence



Children with functional difficulty

no data

Children developmentally on-track

no data

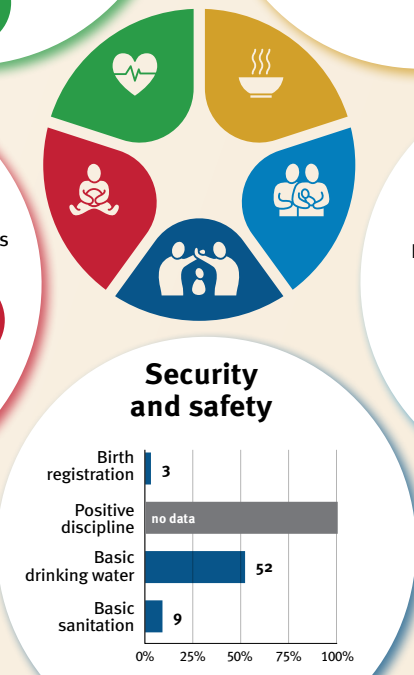
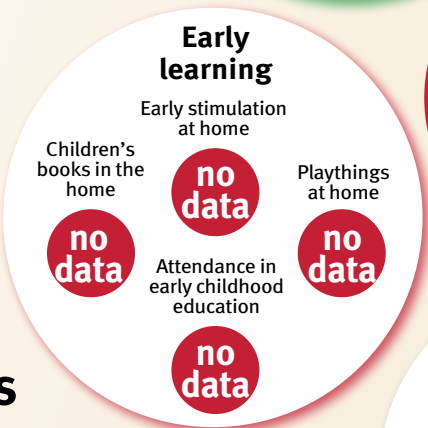
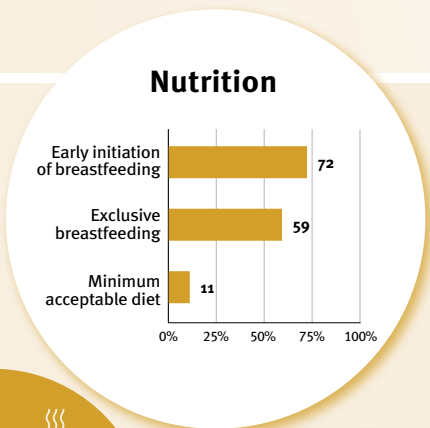
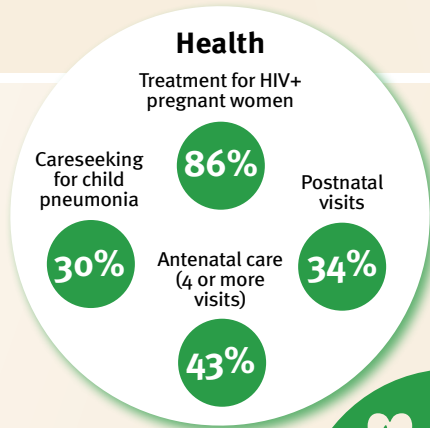
At risk in 2005, 2010 and 2015, using a composite indicator of under-five stunting or poverty

Support and services for early childhood development: Nurturing care

Parents and caregivers need a facilitating environment of laws, policies, services and community support to assist them in providing their young children with nurturing care.

Facilitating environments

Policies					
✓	<20%	20-39%	40-59%	60-79%	≥80%
Officially adopted national multisectoral ECD policy					
Child and family social protection					
None	<14	14 - <18	18 - <26	≥26	
Maternity leave (weeks)					
None	<14	14 - <18	18 - <26	≥26	
Paternity leave (weeks)					
Not	Slightly	Moderately	Substantially		
International Code of Marketing of Breastmilk Substitutes (alignment)					



International conventions

✓	Convention on the Rights of the Child
✓	Convention on the Rights of Persons with Disabilities
✓	CRC Optional Protocol on the Sale of Children, Child Prostitution and Child Pornography
✗	Hague Convention on Protection of Children and Cooperation in Respect of Intercountry Adoption



Fiji

Countdown to 2030

Women's, Children's & Adolescents' Health

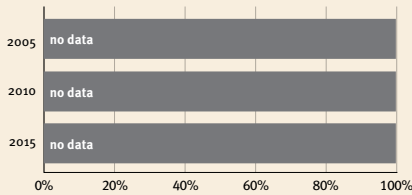
Demographics

Population	929,766
Annual births	17,821
Children under 5	88,429 (10%)
Under-five mortality	28/1,000

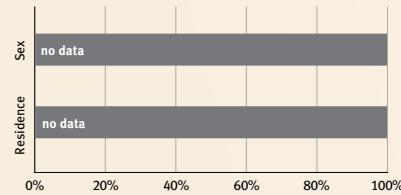
Threats to Early Childhood Development

Maternal mortality	38/100,000	Adolescent birth rate	31/1,000
Low birthweight	0.074018851	Preterm births	10%
Child poverty	no data	Under-five stunting	7%
Violent discipline	75%	Inadequate supervision	0.132

Young children at risk of poor development



Risk by sex and residence



Children with functional difficulty



Children developmentally on-track



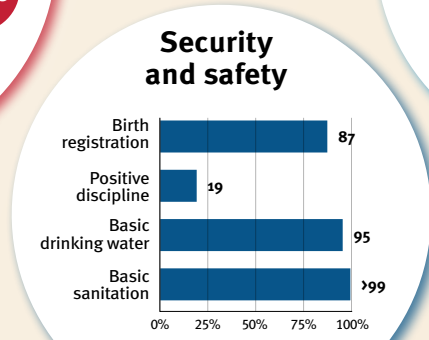
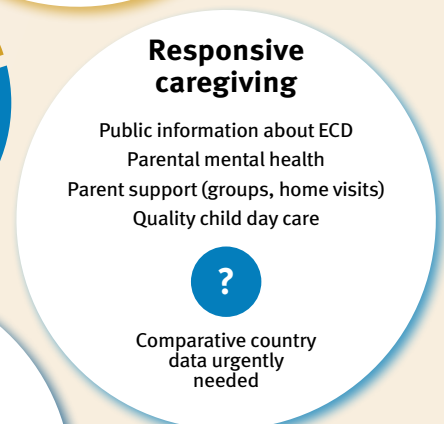

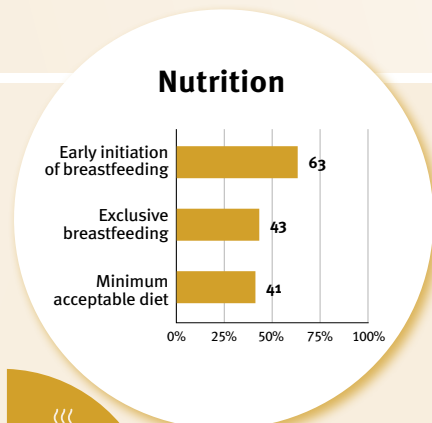
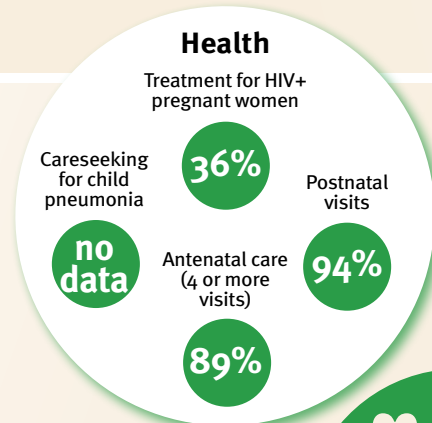
At risk in 2005, 2010 and 2015, using a composite indicator of under-five stunting or poverty

Support and services for early childhood development: Nurturing care

Parents and caregivers need a facilitating environment of laws, policies, services and community support to assist them in providing their young children with nurturing care.

Facilitating environments

Policies					
	<20%	20-39%	40-59%	60-79%	≥80%
Child and family social protection	None <14	14 - <18	18 - <26	≥26	
Maternity leave (weeks)	None <14	14 - <18	18 - <26	≥26	
Paternity leave (weeks)	None	Slightly	Moderately	Substantially	
International Code of Marketing of Breastmilk Substitutes (alignment)					



International conventions	
✓	Convention on the Rights of the Child
✓	Convention on the Rights of Persons with Disabilities
✓	CRC Optional Protocol on the Sale of Children, Child Prostitution and Child Pornography
✓	Hague Convention on Protection of Children and Cooperation in Respect of Intercountry Adoption



Finland

Countdown to 2030

Women's, Children's & Adolescents' Health

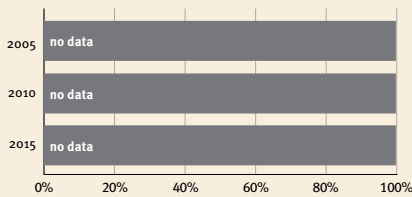
Demographics

Population	5,540,746
Annual births	47,136
Children under 5	238,368 (4%)
Under-five mortality	2/1,000

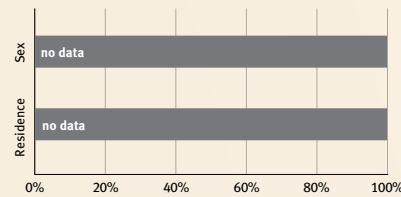
Threats to Early Childhood Development

Maternal mortality	8/100,000	Adolescent birth rate	4/1,000
Low birthweight	4%	Preterm births	6%
Child poverty	no data	Under-five stunting	no data
Violent discipline	no data	Inadequate supervision	no data

Young children at risk of poor development



Risk by sex and residence



Children with functional difficulty

no data

Children developmentally on-track

no data

At risk in 2005, 2010 and 2015, using a composite indicator of under-five stunting or poverty

Support and services for early childhood development: Nurturing care

Parents and caregivers need a facilitating environment of laws, policies, services and community support to assist them in providing their young children with nurturing care.

Facilitating environments

Health

Treatment for HIV+ pregnant women

Careseeking for child pneumonia: **no data**

Postnatal visits: **no data**

Antenatal care (4 or more visits): **no data**

Nutrition

Early initiation of breastfeeding: **no data**

Exclusive breastfeeding: **no data**

Minimum acceptable diet: **no data**

Early learning

Early stimulation at home

Children's books in the home: **no data**

Playthings at home: **no data**

Attendance in early childhood education: **no data**

Security and safety

Birth registration: 100%

Positive discipline: **no data**

Basic drinking water: >99%

Basic sanitation: >99%

Responsive caregiving

Public information about ECD

Parental mental health

Parent support (groups, home visits)

Quality child day care

Comparative country data urgently needed

Policies					
	<20%	20-39%	40-59%	60-79%	≥80%
Officially adopted national multisectoral ECD policy	X				
Child and family social protection					
Maternity leave (weeks)	None	<14	14 - <18	18 - <26	≥26
Paternity leave (weeks)	None	<14	14 - <18	18 - <26	≥26
International Code of Marketing of Breastmilk Substitutes (alignment)	Not	Slightly	Moderately	Substantially	

International conventions	
✓	Convention on the Rights of the Child
✓	Convention on the Rights of Persons with Disabilities
✓	CRC Optional Protocol on the Sale of Children, Child Prostitution and Child Pornography
✓	Hague Convention on Protection of Children and Cooperation in Respect of Intercountry Adoption



France

Countdown to 2030

Women's, Children's & Adolescents' Health

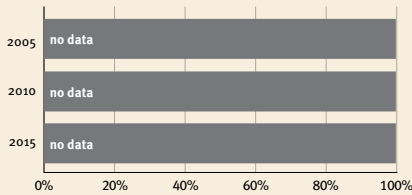
Demographics

Population	64,626,628
Annual births	672,880
Children under 5	3,360,286 (5%)
Under-five mortality	4/1,000

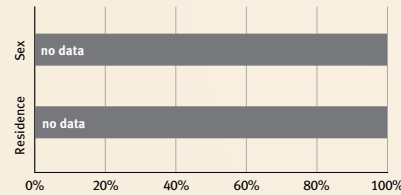
Threats to Early Childhood Development

Maternal mortality	8/100,000	Adolescent birth rate	6/1,000
Low birthweight	7%	Preterm births	7%
Child poverty	no data	Under-five stunting	no data
Violent discipline	no data	Inadequate supervision	no data

Young children at risk of poor development



Risk by sex and residence



Children with functional difficulty

no data

Children developmentally on-track

no data

At risk in 2005, 2010 and 2015, using a composite indicator of under-five stunting or poverty

Support and services for early childhood development: Nurturing care

Parents and caregivers need a facilitating environment of laws, policies, services and community support to assist them in providing their young children with nurturing care.

Facilitating environments

Policies					
	<20%	20-39%	40-59%	60-79%	≥80%
Officially adopted national multisectoral ECD policy	✓				
Child and family social protection	None	<14	14 - <18	18 - <26	≥26
Maternity leave (weeks)	None	<14	14 - <18	18 - <26	≥26
Paternity leave (weeks)	None	<14	14 - <18	18 - <26	≥26
International Code of Marketing of Breastmilk Substitutes (alignment)	Not	Slightly	Moderately	Substantially	

Health

Treatment for HIV+ pregnant women

Careseeking for child pneumonia: no data

Postnatal visits: no data

Antenatal care (4 or more visits): 99%

Nutrition

Early initiation of breastfeeding: no data

Exclusive breastfeeding: no data

Minimum acceptable diet: no data

Early learning

Early stimulation at home: no data

Children's books in the home: no data

Playthings at home: no data

Attendance in early childhood education: no data

Security and safety

Birth registration: 100

Positive discipline: no data

Basic drinking water: >99

Basic sanitation: 99

Responsive caregiving

Public information about ECD

Parental mental health

Parent support (groups, home visits)

Quality child day care

Comparative country data urgently needed

International conventions	
✓	Convention on the Rights of the Child
✓	Convention on the Rights of Persons with Disabilities
✓	CRC Optional Protocol on the Sale of Children, Child Prostitution and Child Pornography
✓	Hague Convention on Protection of Children and Cooperation in Respect of Intercountry Adoption



Gabon

Countdown to 2030

Women's, Children's & Adolescents' Health

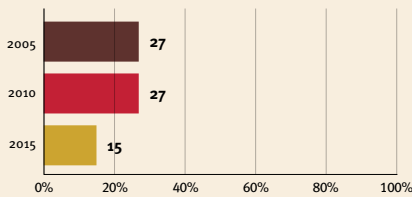
Demographics

Population	2,388,993
Annual births	64,022
Children under 5	307,092 (13%)
Under-five mortality	40/1,000

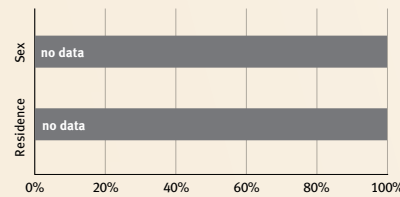
Threats to Early Childhood Development

Maternal mortality	227/100,000	Adolescent birth rate	114/1,000
Low birthweight	15%	Preterm births	16%
Child poverty	2%	Under-five stunting	13%
Violent discipline	no data	Inadequate supervision	no data

Young children at risk of poor development



Risk by sex and residence



Children with functional difficulty

no data

Children developmentally on-track

no data

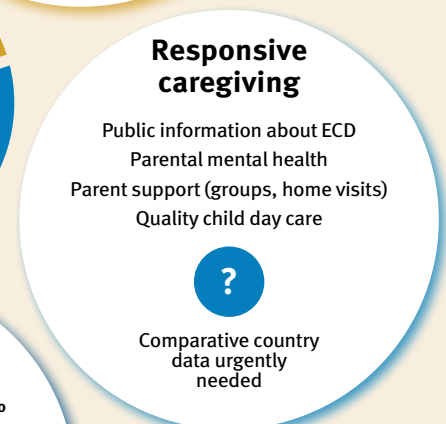
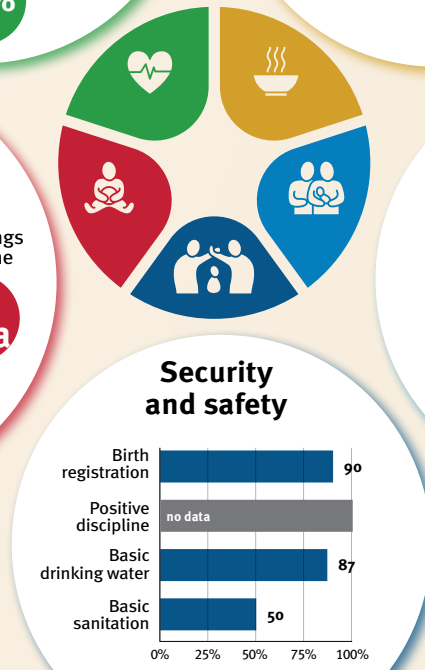
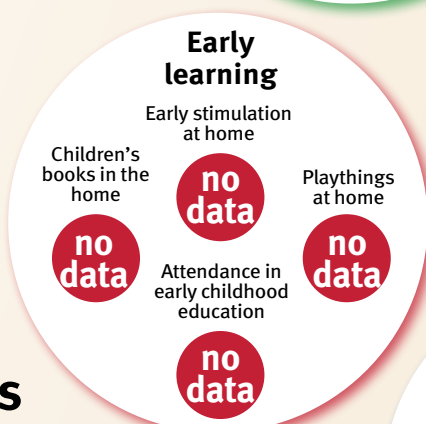
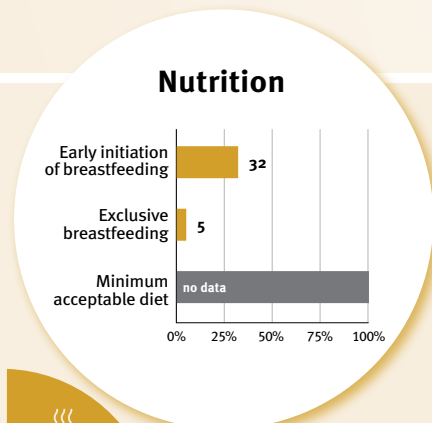
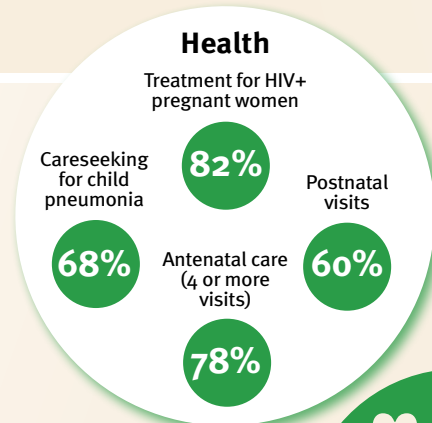
At risk in 2005, 2010 and 2015, using a composite indicator of under-five stunting or poverty

Support and services for early childhood development: Nurturing care

Parents and caregivers need a facilitating environment of laws, policies, services and community support to assist them in providing their young children with nurturing care.

Facilitating environments

Policies					
	<20%	20-39%	40-59%	60-79%	≥80%
Officially adopted national multisectoral ECD policy	X				
Child and family social protection					
None	<14	14 - <18	18 - <26	≥26	
Maternity leave (weeks)					
None	<14	14 - <18	18 - <26	≥26	
Paternity leave (weeks)					
Not	Slightly	Moderately	Substantially		
International Code of Marketing of Breastmilk Substitutes (alignment)					



International conventions	
✓	Convention on the Rights of the Child
✓	Convention on the Rights of Persons with Disabilities
✓	CRC Optional Protocol on the Sale of Children, Child Prostitution and Child Pornography
X	Hague Convention on Protection of Children and Cooperation in Respect of Intercountry Adoption



Gambia

Countdown to 2030

Women's, Children's & Adolescents' Health

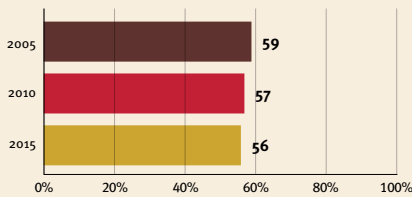
Demographics

Population	2,705,992
Annual births	88,535
Children under 5	416,118 (15%)
Under-five mortality	48/1,000

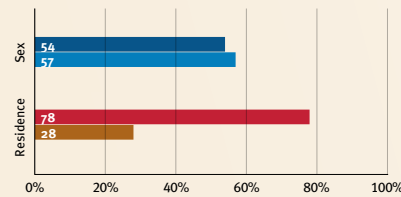
Threats to Early Childhood Development

Maternal mortality	458/100,000	Adolescent birth rate	65/1,000
Low birthweight	13%	Preterm births	14%
Child poverty	49%	Under-five stunting	14%
Violent discipline	89%	Inadequate supervision	16%

Young children at risk of poor development



Risk by sex and residence



Children with functional difficulty



Children developmentally on-track



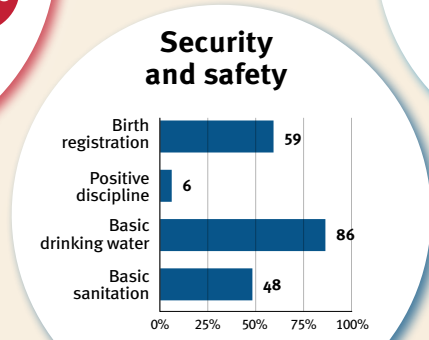
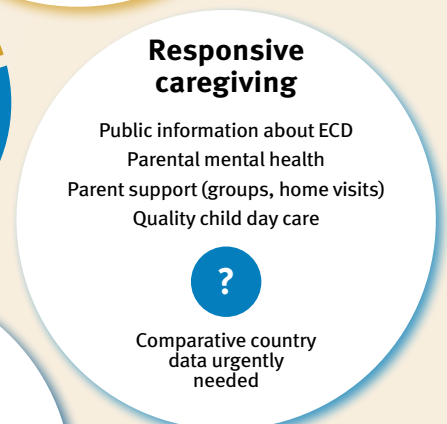

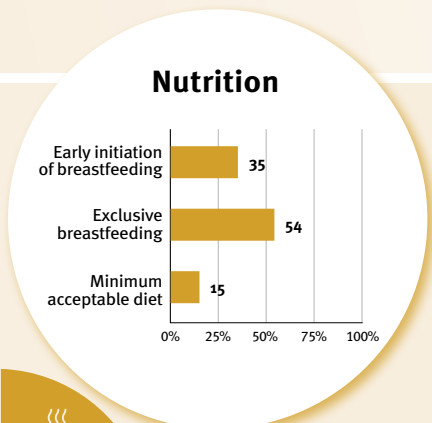
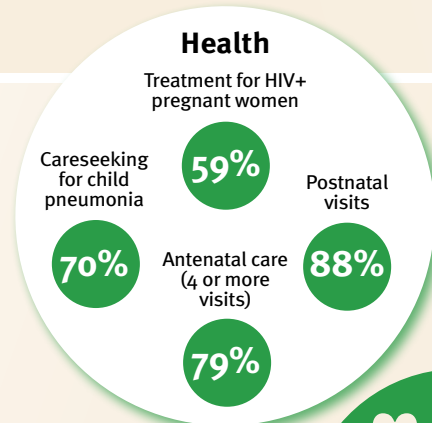
At risk in 2005, 2010 and 2015, using a composite indicator of under-five stunting or poverty

Support and services for early childhood development: Nurturing care

Parents and caregivers need a facilitating environment of laws, policies, services and community support to assist them in providing their young children with nurturing care.

Facilitating environments

Policies				
✓	20-39%	40-59%	60-79%	≥80%
Officially adopted national multisectoral ECD policy				
Child and family social protection				
None	<14	14 - <18	18 - <26	≥26
Maternity leave (weeks)				
None	<14	14 - <18	18 - <26	≥26
Paternity leave (weeks)				
Not	Slightly	Moderately	Substantially	
International Code of Marketing of Breastmilk Substitutes (alignment)				



International conventions	
✓	Convention on the Rights of the Child
✓	Convention on the Rights of Persons with Disabilities
✓	CRC Optional Protocol on the Sale of Children, Child Prostitution and Child Pornography
✗	Hague Convention on Protection of Children and Cooperation in Respect of Inter-country Adoption



Georgia

Countdown to 2030

Women's, Children's & Adolescents' Health

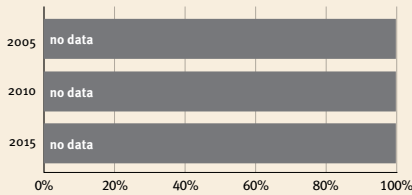
Demographics

Population	3,744,386
Annual births	49,106
Children under 5	253,745 (7%)
Under-five mortality	10/1,000

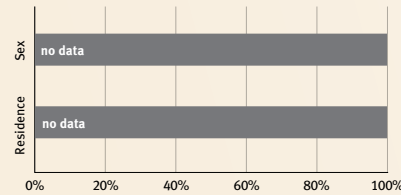
Threats to Early Childhood Development

Maternal mortality	28/100,000	Adolescent birth rate	27/1,000
Low birthweight	7%	Preterm births	9%
Child poverty	no data	Under-five stunting	5%
Violent discipline	62%	Inadequate supervision	4%

Young children at risk of poor development



Risk by sex and residence



Children with functional difficulty



Children developmentally on-track

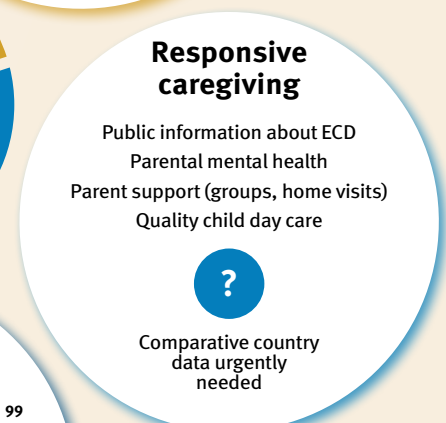
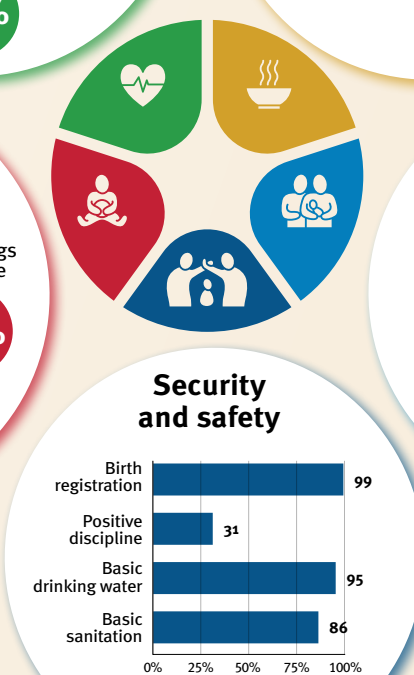

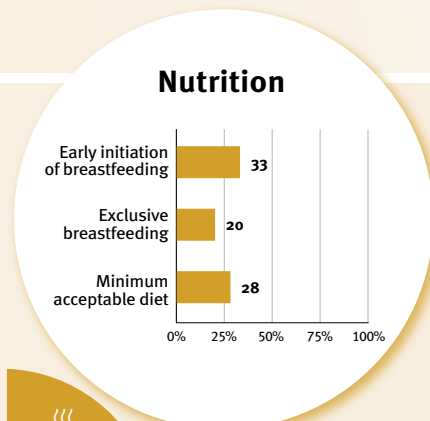
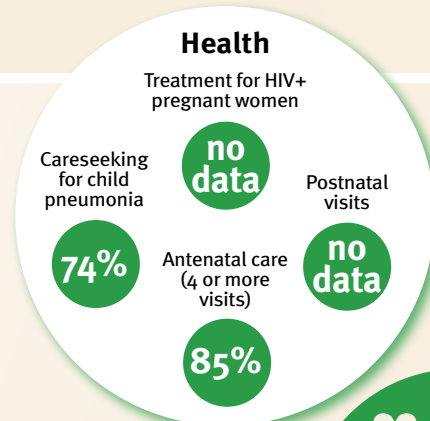


At risk in 2005, 2010 and 2015, using a composite indicator of under-five stunting or poverty

Support and services for early childhood development: Nurturing care

Parents and caregivers need a facilitating environment of laws, policies, services and community support to assist them in providing their young children with nurturing care.

Facilitating environments



Policies				
✓	20-39%	40-59%	60-79%	≥80%
Officially adopted national multisectoral ECD policy				
Child and family social protection				
None	<14	14 - <18	18 - <26	≥26
Maternity leave (weeks)				
None	<14	14 - <18	18 - <26	≥26
Paternity leave (weeks)				
Not	Slightly	Moderately	Substantially	
International Code of Marketing of Breastmilk Substitutes (alignment)				

International conventions	
✓	Convention on the Rights of the Child
✓	Convention on the Rights of Persons with Disabilities
✓	CRC Optional Protocol on the Sale of Children, Child Prostitution and Child Pornography
✓	Hague Convention on Protection of Children and Cooperation in Respect of Intercountry Adoption



Germany

Countdown to 2030

Women's, Children's & Adolescents' Health

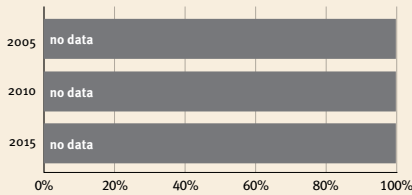
Demographics

Population	83,369,843
Annual births	761,194
Children under 5	3,930,084 (5%)
Under-five mortality	4/1,000

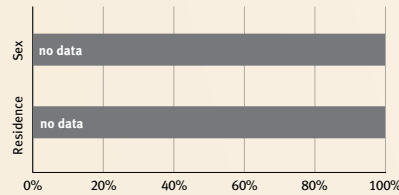
Threats to Early Childhood Development

Maternal mortality	4/100,000	Adolescent birth rate	7/1,000
Low birthweight	7%	Preterm births	9%
Child poverty	no data	Under-five stunting	2%
Violent discipline	no data	Inadequate supervision	no data

Young children at risk of poor development



Risk by sex and residence



Children with functional difficulty

no data

Children developmentally on-track

no data

At risk in 2005, 2010 and 2015, using a composite indicator of under-five stunting or poverty

Support and services for early childhood development: Nurturing care

Parents and caregivers need a facilitating environment of laws, policies, services and community support to assist them in providing their young children with nurturing care.

Facilitating environments

Health

Treatment for HIV+ pregnant women

Careseeking for child pneumonia: **no data**

Postnatal visits: **no data**

Antenatal care (4 or more visits): **99%**

Nutrition

Early initiation of breastfeeding: **no data**

Exclusive breastfeeding: **no data**

Minimum acceptable diet: **no data**

Early learning

Early stimulation at home

Children's books in the home: **no data**

Playthings at home: **no data**

Attendance in early childhood education: **no data**



Responsive caregiving

Public information about ECD

Parental mental health

Parent support (groups, home visits)

Quality child day care

Comparative country data urgently needed

Security and safety

Birth registration: 100%

Positive discipline: **no data**

Basic drinking water: >99%

Basic sanitation: >99%

Policies					
	<20%	20-39%	40-59%	60-79%	≥80%
Officially adopted national multisectoral ECD policy	X				
Child and family social protection	None	<14	14 - <18	18 - <26	≥26
Maternity leave (weeks)	None	<14	14 - <18	18 - <26	≥26
Paternity leave (weeks)	None	<14	14 - <18	18 - <26	≥26
International Code of Marketing of Breastmilk Substitutes (alignment)	Not	Slightly	Moderately	Substantially	

International conventions	
✓	Convention on the Rights of the Child
✓	Convention on the Rights of Persons with Disabilities
✓	CRC Optional Protocol on the Sale of Children, Child Prostitution and Child Pornography
✓	Hague Convention on Protection of Children and Cooperation in Respect of Intercountry Adoption



Ghana

Countdown to 2030

Women's, Children's & Adolescents' Health

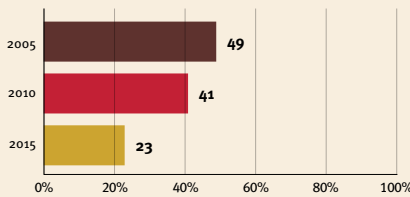
Demographics

Population	33,475,871
Annual births	906,677
Children under 5	4,327,554 (13%)
Under-five mortality	44/1,000

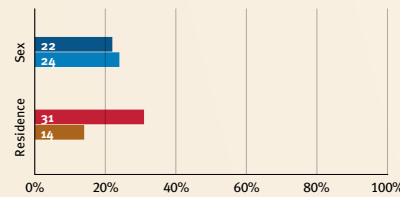
Threats to Early Childhood Development

Maternal mortality	263/100,000	Adolescent birth rate	78/1,000
Low birthweight	14%	Preterm births	15%
Child poverty	6%	Under-five stunting	13%
Violent discipline	92%	Inadequate supervision	30%

Young children at risk of poor development



Risk by sex and residence



Children with functional difficulty



Children developmentally on-track

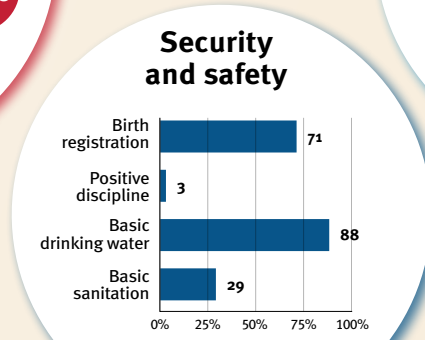

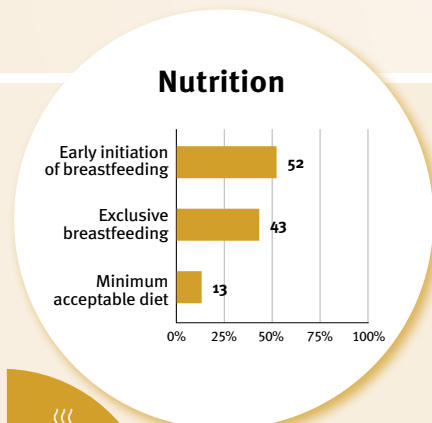
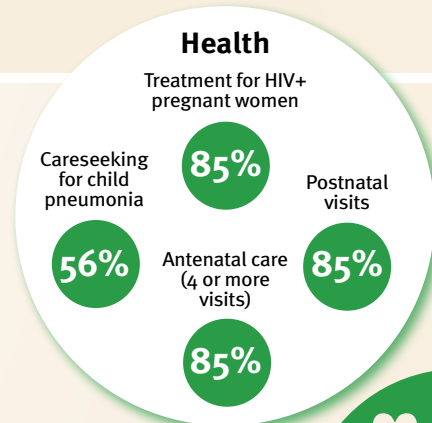


At risk in 2005, 2010 and 2015, using a composite indicator of under-five stunting or poverty

Support and services for early childhood development: Nurturing care

Parents and caregivers need a facilitating environment of laws, policies, services and community support to assist them in providing their young children with nurturing care.

Facilitating environments



Policies				
✓	Officially adopted national multisectoral ECD policy			
<20%	20-39%	40-59%	60-79%	≥80%
Child and family social protection				
None	<14	14 - <18	18 - <26	≥26
Maternity leave (weeks)				
None	<14	14 - <18	18 - <26	≥26
Paternity leave (weeks)				
Not	Slightly	Moderately	Substantially	
International Code of Marketing of Breastmilk Substitutes (alignment)				

International conventions	
✓	Convention on the Rights of the Child
✓	Convention on the Rights of Persons with Disabilities
✓	CRC Optional Protocol on the Sale of Children, Child Prostitution and Child Pornography
✓	Hague Convention on Protection of Children and Cooperation in Respect of Intercountry Adoption



Greece

Countdown to 2030

Women's, Children's & Adolescents' Health

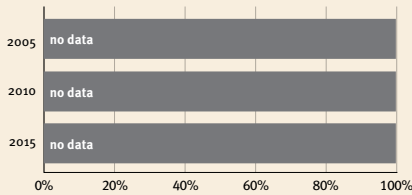
Demographics

Population	10,384,971
Annual births	77,141
Children under 5	420,919 (4%)
Under-five mortality	4/1,000

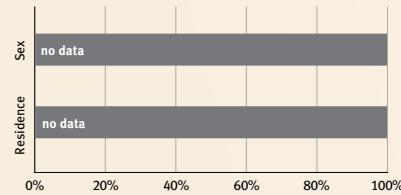
Threats to Early Childhood Development

Maternal mortality	8/100,000	Adolescent birth rate	9/1,000
Low birthweight	11%	Preterm births	7%
Child poverty	no data	Under-five stunting	2%
Violent discipline	no data	Inadequate supervision	no data

Young children at risk of poor development



Risk by sex and residence



Children with functional difficulty

no data

Children developmentally on-track

no data

At risk in 2005, 2010 and 2015, using a composite indicator of under-five stunting or poverty

Support and services for early childhood development: Nurturing care

Parents and caregivers need a facilitating environment of laws, policies, services and community support to assist them in providing their young children with nurturing care.

Facilitating environments

Health

Treatment for HIV+ pregnant women

Careseeking for child pneumonia: **no data**

Postnatal visits: **no data**

Antenatal care (4 or more visits): **no data**

Nutrition

Early initiation of breastfeeding: **no data**

Exclusive breastfeeding: **no data**

Minimum acceptable diet: **no data**

Early learning

Early stimulation at home: **no data**

Children's books in the home: **no data**

Playthings at home: **no data**

Attendance in early childhood education: **no data**



Responsive caregiving

Public information about ECD

Parental mental health

Parent support (groups, home visits)

Quality child day care

Comparative country data urgently needed

Security and safety

Birth registration: 100%

Positive discipline: **no data**

Basic drinking water: >99%

Basic sanitation: >99%

Policies					
	<20%	20-39%	40-59%	60-79%	≥80%
Officially adopted national multisectoral ECD policy	X				
Child and family social protection					
Maternity leave (weeks)	None	<14	14 - <18	18 - <26	≥26
Paternity leave (weeks)	None	<14	14 - <18	18 - <26	≥26
International Code of Marketing of Breastmilk Substitutes (alignment)	Not	Slightly	Moderately	Substantially	

International conventions	
✓	Convention on the Rights of the Child
✓	Convention on the Rights of Persons with Disabilities
✓	CRC Optional Protocol on the Sale of Children, Child Prostitution and Child Pornography
✓	Hague Convention on Protection of Children and Cooperation in Respect of Intercountry Adoption



Grenada

Countdown to 2030

Women's, Children's & Adolescents' Health

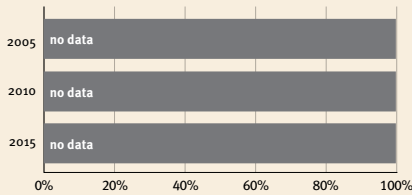
Demographics

Population	125,438
Annual births	1,960
Children under 5	9,966 (8%)
Under-five mortality	16/1,000

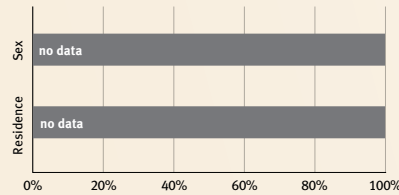
Threats to Early Childhood Development

Maternal mortality	21/100,000	Adolescent birth rate	36/1,000
Low birthweight	no data	Preterm births	10%
Child poverty	no data	Under-five stunting	no data
Violent discipline	no data	Inadequate supervision	no data

Young children at risk of poor development



Risk by sex and residence



Children with functional difficulty

no data

Children developmentally on-track

no data

At risk in 2005, 2010 and 2015, using a composite indicator of under-five stunting or poverty

Support and services for early childhood development: Nurturing care

Parents and caregivers need a facilitating environment of laws, policies, services and community support to assist them in providing their young children with nurturing care.

Facilitating environments

Health

- Treatment for HIV+ pregnant women: no data
- Careseeking for child pneumonia: no data
- Postnatal visits: no data
- Antenatal care (4 or more visits): no data

Nutrition

- Early initiation of breastfeeding: no data
- Exclusive breastfeeding: no data
- Minimum acceptable diet: no data

Early learning

- Early stimulation at home: no data
- Children's books in the home: no data
- Playthings at home: no data
- Attendance in early childhood education: no data



Responsive caregiving

- Public information about ECD
- Parental mental health
- Parent support (groups, home visits)
- Quality child day care
- Comparative country data urgently needed

Security and safety

- Birth registration: no data
- Positive discipline: no data
- Basic drinking water: no data
- Basic sanitation: no data

Policies					
	<20%	20-39%	40-59%	60-79%	≥80%
Officially adopted national multisectoral ECD policy	X				
Child and family social protection					
Maternity leave (weeks)	None	<14	14 - <18	18 - <26	≥26
Paternity leave (weeks)	None	<14	14 - <18	18 - <26	≥26
International Code of Marketing of Breastmilk Substitutes (alignment)	Not	Slightly	Moderately	Substantially	

International conventions	
✓	Convention on the Rights of the Child
✓	Convention on the Rights of Persons with Disabilities
✓	CRC Optional Protocol on the Sale of Children, Child Prostitution and Child Pornography
X	Hague Convention on Protection of Children and Cooperation in Respect of Intercountry Adoption



Guatemala

Countdown to 2030

Women's, Children's & Adolescents' Health

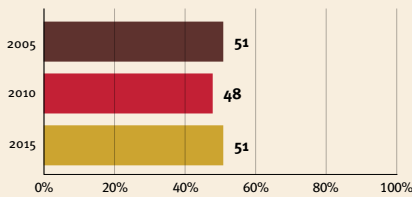
Demographics

Population	17,843,908
Annual births	372,335
Children under 5	1,889,272 (11%)
Under-five mortality	23/1,000

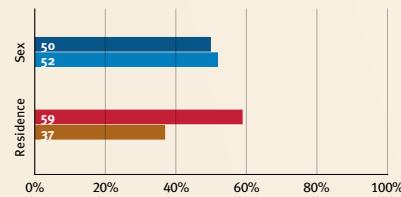
Threats to Early Childhood Development

Maternal mortality	96/100,000	Adolescent birth rate	59/1,000
Low birthweight	14%	Preterm births	8%
Child poverty	14%	Under-five stunting	44%
Violent discipline	no data	Inadequate supervision	no data

Young children at risk of poor development



Risk by sex and residence



Children with functional difficulty

no data

Children developmentally on-track

no data

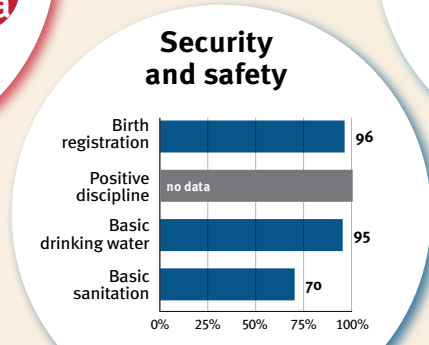
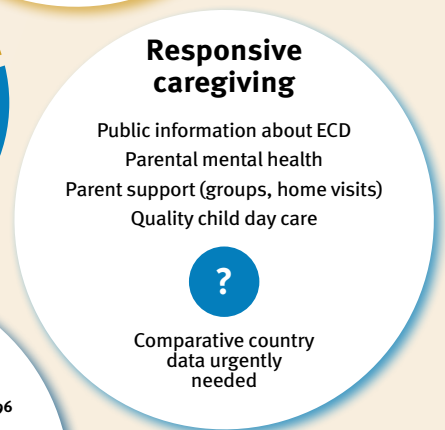
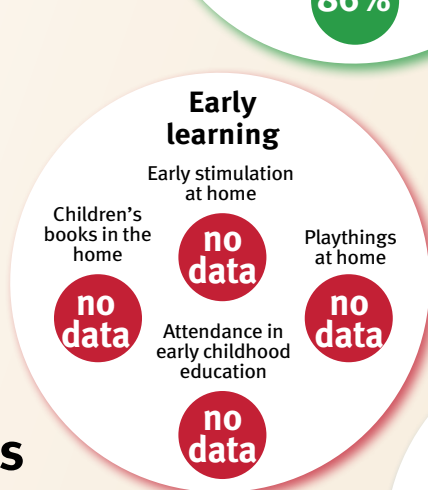
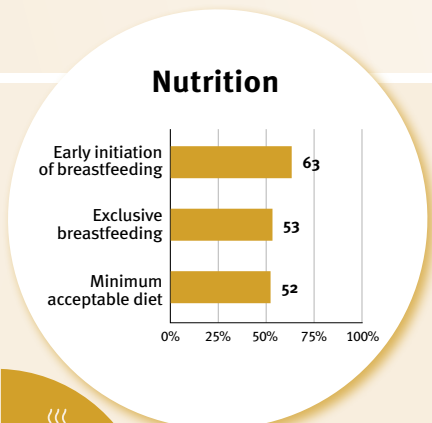
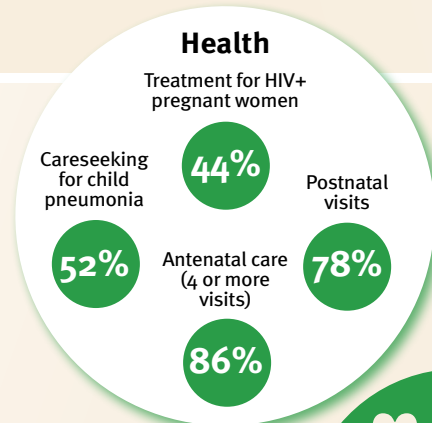
At risk in 2005, 2010 and 2015, using a composite indicator of under-five stunting or poverty

Support and services for early childhood development: Nurturing care

Parents and caregivers need a facilitating environment of laws, policies, services and community support to assist them in providing their young children with nurturing care.

Facilitating environments

Policies					
✓	<20%	20-39%	40-59%	60-79%	≥80%
Officially adopted national multisectoral ECD policy					
Child and family social protection					
None	<14	14 - <18	18 - <26	≥26	
Maternity leave (weeks)					
None	<14	14 - <18	18 - <26	≥26	
Paternity leave (weeks)					
Not	Slightly	Moderately	Substantially		
International Code of Marketing of Breastmilk Substitutes (alignment)					



International conventions	
✓	Convention on the Rights of the Child
✓	Convention on the Rights of Persons with Disabilities
✓	CRC Optional Protocol on the Sale of Children, Child Prostitution and Child Pornography
✓	Hague Convention on Protection of Children and Cooperation in Respect of Intercountry Adoption



Guinea

Countdown to 2030

Women's, Children's & Adolescents' Health

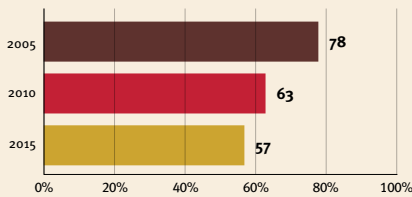
Demographics

Population	13,859,341
Annual births	469,311
Children under 5	2,118,927 (15%)
Under-five mortality	99/1,000

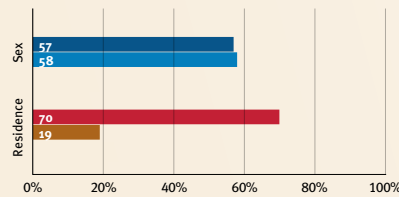
Threats to Early Childhood Development

Maternal mortality	553/100,000	Adolescent birth rate	120/1,000
Low birthweight	no data	Preterm births	14%
Child poverty	40%	Under-five stunting	28%
Violent discipline	79%	Inadequate supervision	34%

Young children at risk of poor development



Risk by sex and residence



Children with functional difficulty

no data

Children developmentally on-track

49%

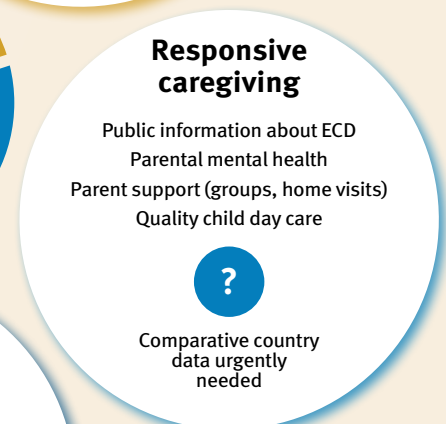


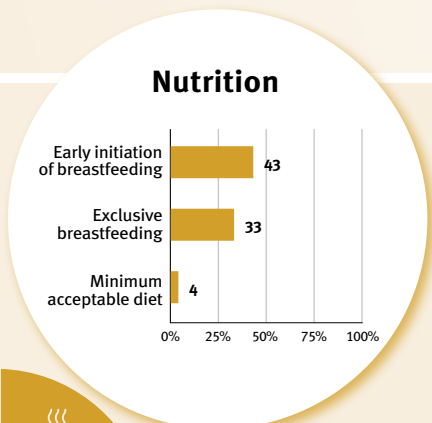
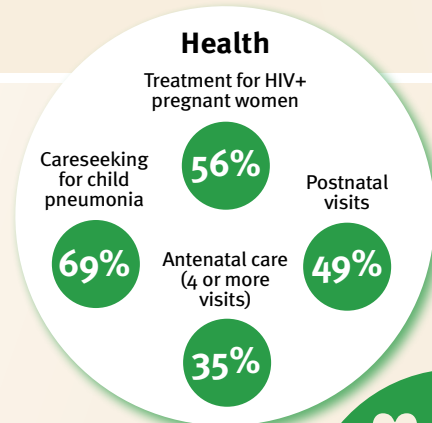
At risk in 2005, 2010 and 2015, using a composite indicator of under-five stunting or poverty

Support and services for early childhood development: Nurturing care

Parents and caregivers need a facilitating environment of laws, policies, services and community support to assist them in providing their young children with nurturing care.

Facilitating environments

Policies				
✓	Officially adopted national multisectoral ECD policy			
<20%	20-39%	40-59%	60-79%	≥80%
Child and family social protection				
None	<14	14 - <18	18 - <26	≥26
Maternity leave (weeks)				
None	<14	14 - <18	18 - <26	≥26
Paternity leave (weeks)				
Not	Slightly	Moderately	Substantially	
International Code of Marketing of Breastmilk Substitutes (alignment)				



International conventions

- ✓ Convention on the Rights of the Child
- ✓ Convention on the Rights of Persons with Disabilities
- ✓ CRC Optional Protocol on the Sale of Children, Child Prostitution and Child Pornography
- ✓ Hague Convention on Protection of Children and Cooperation in Respect of Intercountry Adoption



Guinea-Bissau

Countdown to 2030

Women's, Children's & Adolescents' Health

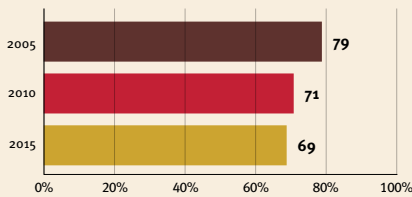
Demographics

Population	2,105,566
Annual births	64,479
Children under 5	297,045 (14%)
Under-five mortality	74/1,000

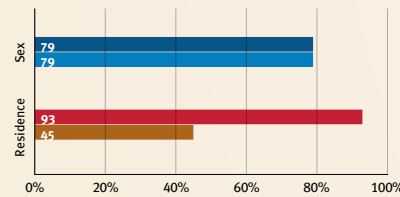
Threats to Early Childhood Development

Maternal mortality	725/100,000	Adolescent birth rate	84/1,000
Low birthweight	20%	Preterm births	11%
Child poverty	68%	Under-five stunting	28%
Violent discipline	69%	Inadequate supervision	70%

Young children at risk of poor development



Risk by sex and residence



Children with functional difficulty



Children developmentally on-track

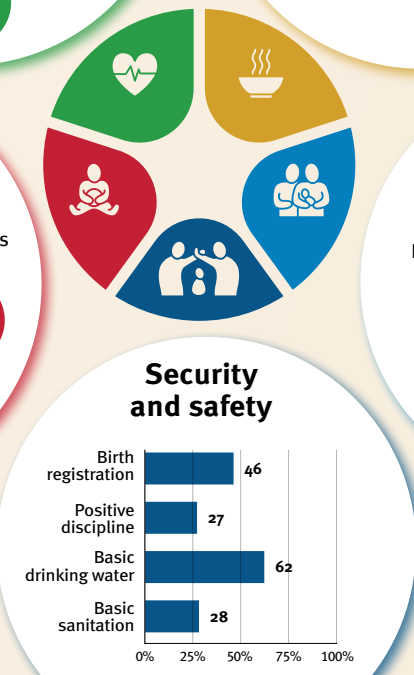
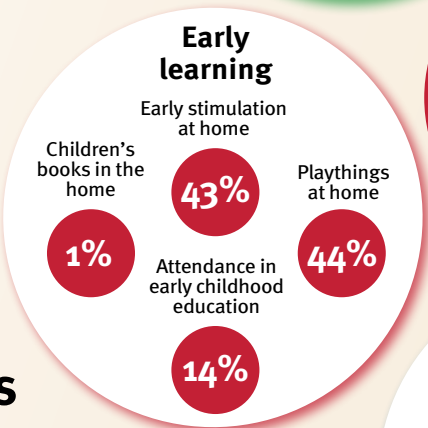
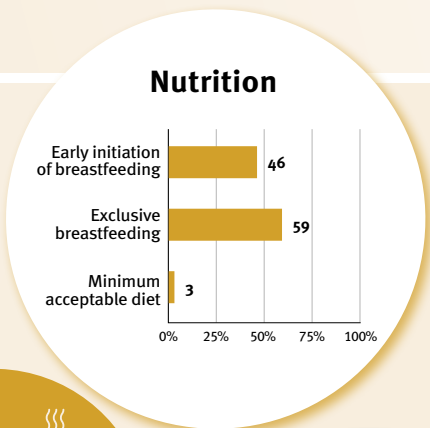
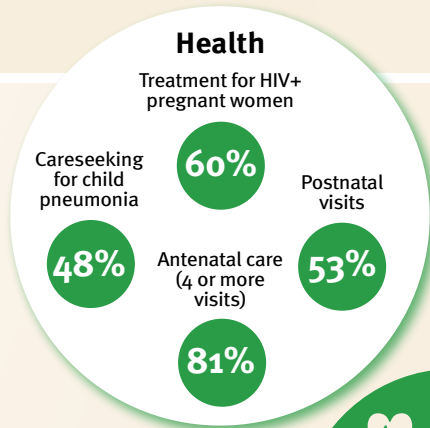


At risk in 2005, 2010 and 2015, using a composite indicator of under-five stunting or poverty

Support and services for early childhood development: Nurturing care

Parents and caregivers need a facilitating environment of laws, policies, services and community support to assist them in providing their young children with nurturing care.

Facilitating environments



Policies				
✗ Officially adopted national multisectoral ECD policy				
<20%	20-39%	40-59%	60-79%	≥80%
Child and family social protection				
None	<14	14 - <18	18 - <26	≥26
Maternity leave (weeks)				
None	<14	14 - <18	18 - <26	≥26
Paternity leave (weeks)				
Not	Slightly	Moderately	Substantially	
International Code of Marketing of Breastmilk Substitutes (alignment)				

International conventions	
✓	Convention on the Rights of the Child
✓	Convention on the Rights of Persons with Disabilities
✓	CRC Optional Protocol on the Sale of Children, Child Prostitution and Child Pornography
✗	Hague Convention on Protection of Children and Cooperation in Respect of Intercountry Adoption



Guyana

Countdown to 2030

Women's, Children's & Adolescents' Health

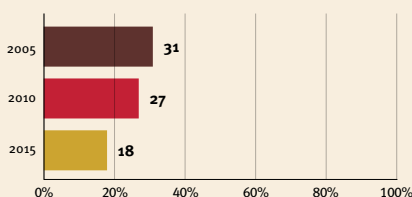
Demographics

Population	808,726
Annual births	16,129
Children under 5	78,980 (10%)
Under-five mortality	28/1,000

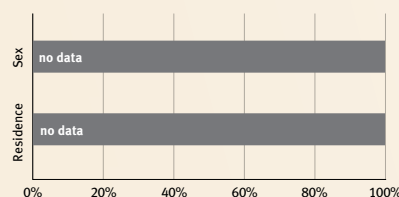
Threats to Early Childhood Development

Maternal mortality	112/100,000	Adolescent birth rate	65/1,000
Low birthweight	17%	Preterm births	13%
Child poverty	no data	Under-five stunting	8%
Violent discipline	67%	Inadequate supervision	5%

Young children at risk of poor development



Risk by sex and residence



Children with functional difficulty



Children developmentally on-track



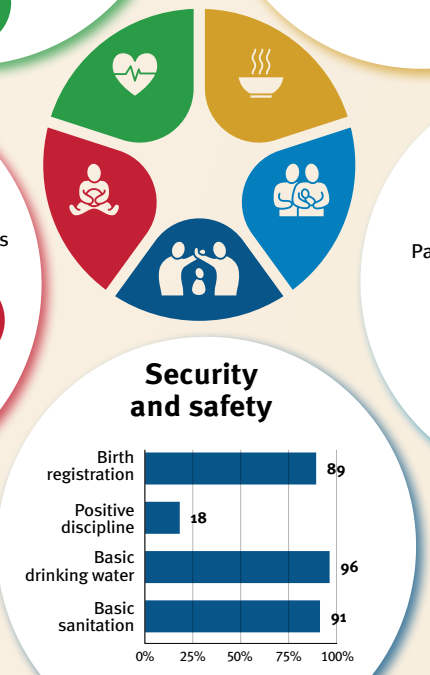
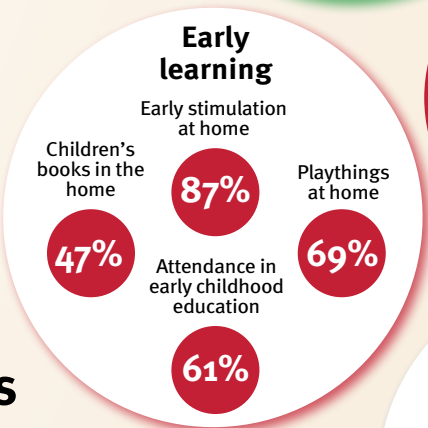
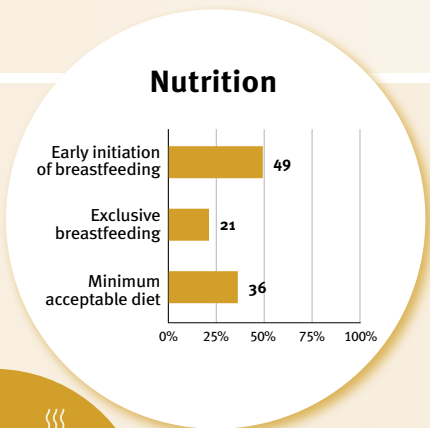
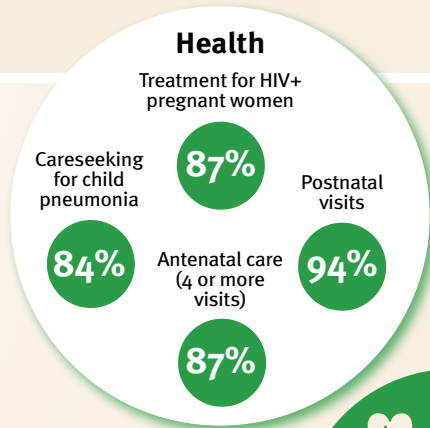
At risk in 2005, 2010 and 2015, using a composite indicator of under-five stunting or poverty

Support and services for early childhood development: Nurturing care

Parents and caregivers need a facilitating environment of laws, policies, services and community support to assist them in providing their young children with nurturing care.

Facilitating environments

Policies					
✔	Officially adopted national multisectoral ECD policy				
	<20%	20-39%	40-59%	60-79%	≥80%
	None	<14	14 - <18	18 - <26	≥26
	None	<14	14 - <18	18 - <26	≥26
	Not	Slightly	Moderately	Substantially	
	International Code of Marketing of Breastmilk Substitutes (alignment)				



International conventions

✔	Convention on the Rights of the Child
✔	Convention on the Rights of Persons with Disabilities
✔	CRC Optional Protocol on the Sale of Children, Child Prostitution and Child Pornography
✔	Hague Convention on Protection of Children and Cooperation in Respect of Intercountry Adoption



Haiti

Countdown to 2030

Women's, Children's & Adolescents' Health

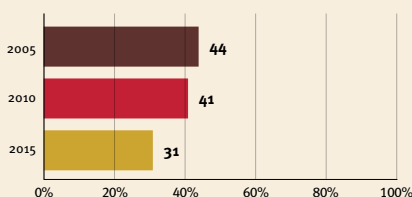
Demographics

Population	11,584,996
Annual births	268,523
Children under 5	1,276,532 (11%)
Under-five mortality	59/1,000

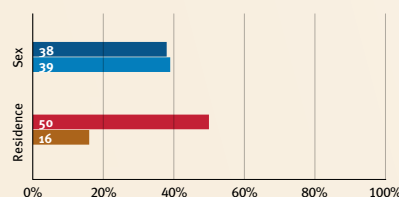
Threats to Early Childhood Development

Maternal mortality	350/100,000	Adolescent birth rate	55/1,000
Low birthweight	no data	Preterm births	14%
Child poverty	23%	Under-five stunting	20%
Violent discipline	82%	Inadequate supervision	22%

Young children at risk of poor development



Risk by sex and residence



Children with functional difficulty

no data

Children developmentally on-track

65%

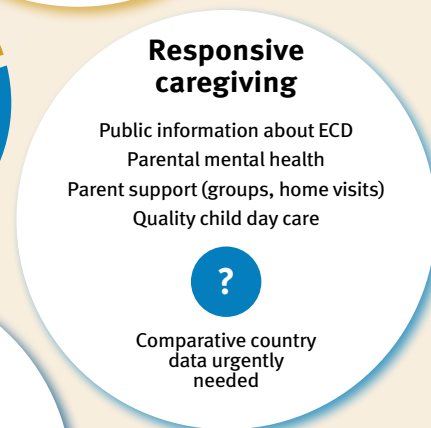
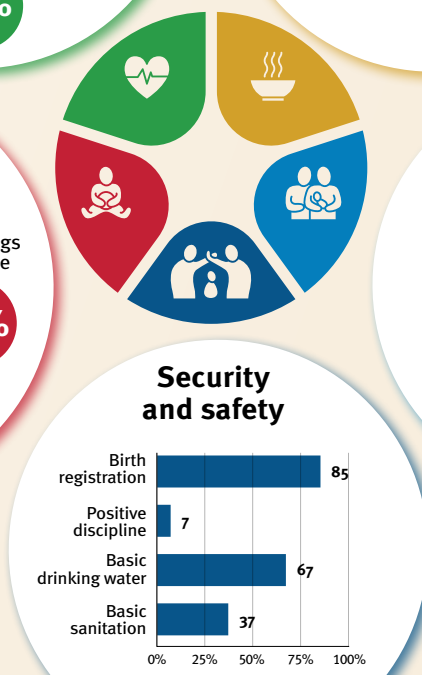
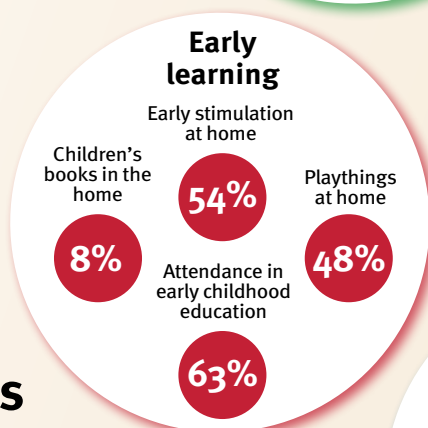
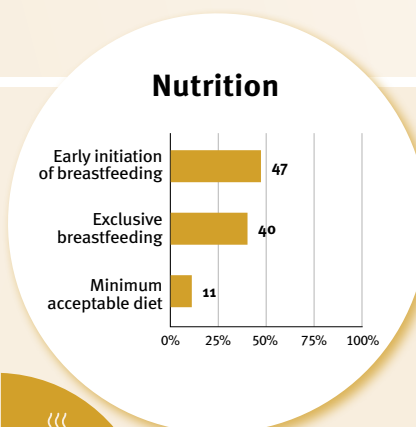
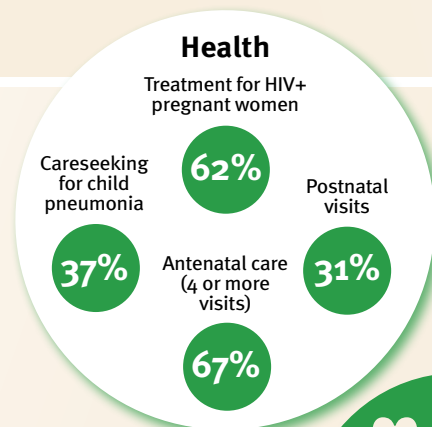
At risk in 2005, 2010 and 2015, using a composite indicator of under-five stunting or poverty

Support and services for early childhood development: Nurturing care

Parents and caregivers need a facilitating environment of laws, policies, services and community support to assist them in providing their young children with nurturing care.

Facilitating environments

Policies				
<20%	20-39%	40-59%	60-79%	≥80%
✓ Officially adopted national multisectoral ECD policy				
Child and family social protection				
None	<14	14 - <18	18 - <26	≥26
Maternity leave (weeks)				
None	<14	14 - <18	18 - <26	≥26
Paternity leave (weeks)				
Not	Slightly	Moderately	Substantially	
International Code of Marketing of Breastmilk Substitutes (alignment)				



International conventions

- ✓ Convention on the Rights of the Child
- ✓ Convention on the Rights of Persons with Disabilities
- ✓ CRC Optional Protocol on the Sale of Children, Child Prostitution and Child Pornography
- ✓ Hague Convention on Protection of Children and Cooperation in Respect of Intercountry Adoption



Honduras

Countdown to 2030

Women's, Children's & Adolescents' Health

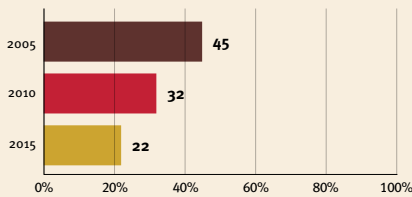
Demographics

Population	10,432,860
Annual births	217,590
Children under 5	1,061,113 (10%)
Under-five mortality	17/1,000

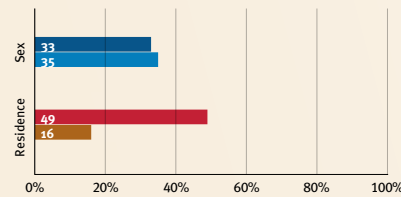
Threats to Early Childhood Development

Maternal mortality	72/100,000	Adolescent birth rate	97/1,000
Low birthweight	13%	Preterm births	12%
Child poverty	20%	Under-five stunting	18%
Violent discipline	61%	Inadequate supervision	6%

Young children at risk of poor development



Risk by sex and residence



Children with functional difficulty



Children developmentally on-track

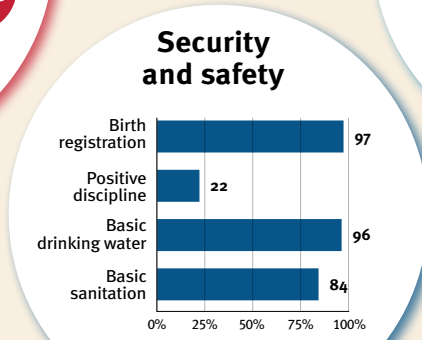
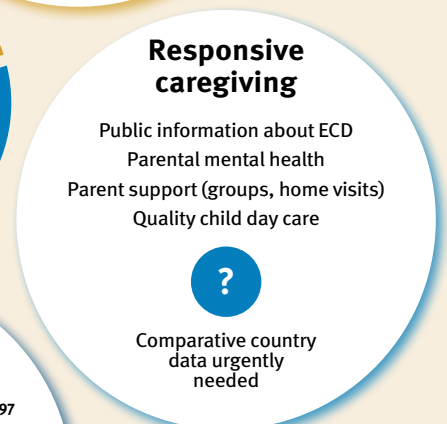

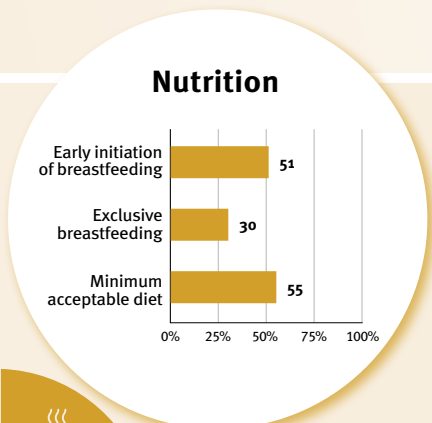
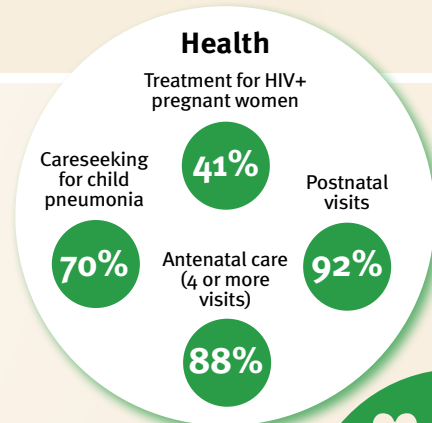


At risk in 2005, 2010 and 2015, using a composite indicator of under-five stunting or poverty

Support and services for early childhood development: Nurturing care

Parents and caregivers need a facilitating environment of laws, policies, services and community support to assist them in providing their young children with nurturing care.

Facilitating environments



Policies					
✓	<20%	20-39%	40-59%	60-79%	≥80%
Officially adopted national multisectoral ECD policy					
Child and family social protection					
None	<14	14 - <18	18 - <26	≥26	
Maternity leave (weeks)					
None	<14	14 - <18	18 - <26	≥26	
Paternity leave (weeks)					
Not	Slightly	Moderately	Substantially		
International Code of Marketing of Breastmilk Substitutes (alignment)					

International conventions	
✓	Convention on the Rights of the Child
✓	Convention on the Rights of Persons with Disabilities
✓	CRC Optional Protocol on the Sale of Children, Child Prostitution and Child Pornography
✓	Hague Convention on Protection of Children and Cooperation in Respect of Intercountry Adoption



Hungary

Countdown to 2030

Women's, Children's & Adolescents' Health

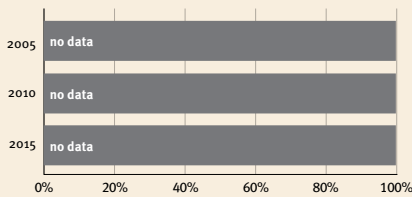
Demographics

Population	9,967,308
Annual births	91,371
Children under 5	483,248 (5%)
Under-five mortality	4/1,000

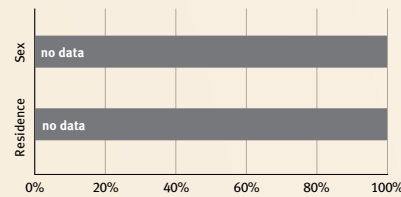
Threats to Early Childhood Development

Maternal mortality	15/100,000	Adolescent birth rate	21/1,000
Low birthweight	8%	Preterm births	9%
Child poverty	no data	Under-five stunting	no data
Violent discipline	no data	Inadequate supervision	no data

Young children at risk of poor development



Risk by sex and residence



Children with functional difficulty

no data

Children developmentally on-track

no data

At risk in 2005, 2010 and 2015, using a composite indicator of under-five stunting or poverty

Support and services for early childhood development: Nurturing care

Parents and caregivers need a facilitating environment of laws, policies, services and community support to assist them in providing their young children with nurturing care.

Facilitating environments

Health

- Treatment for HIV+ pregnant women: **no data**
- Careseeking for child pneumonia: **no data**
- Postnatal visits: **no data**
- Antenatal care (4 or more visits): **no data**

Nutrition

- Early initiation of breastfeeding: **no data**
- Exclusive breastfeeding: **no data**
- Minimum acceptable diet: **no data**

Early learning

- Early stimulation at home: **no data**
- Children's books in the home: **no data**
- Playthings at home: **no data**
- Attendance in early childhood education: **no data**



Responsive caregiving

- Public information about ECD
- Parental mental health
- Parent support (groups, home visits)
- Quality child day care
- Comparative country data urgently needed

Security and safety

- Birth registration: 100
- Positive discipline: **no data**
- Basic drinking water: >99
- Basic sanitation: 98

Policies					
	<20%	20-39%	40-59%	60-79%	≥80%
Officially adopted national multisectoral ECD policy	X				
Child and family social protection	None	<14	14 - <18	18 - <26	≥26
Maternity leave (weeks)	None	<14	14 - <18	18 - <26	≥26
Paternity leave (weeks)	None	<14	14 - <18	18 - <26	≥26
International Code of Marketing of Breastmilk Substitutes (alignment)	Not	Slightly	Moderately	Substantially	

International conventions	
✓	Convention on the Rights of the Child
✓	Convention on the Rights of Persons with Disabilities
✓	CRC Optional Protocol on the Sale of Children, Child Prostitution and Child Pornography
✓	Hague Convention on Protection of Children and Cooperation in Respect of Intercountry Adoption



Iceland

Countdown to 2030

Women's, Children's & Adolescents' Health

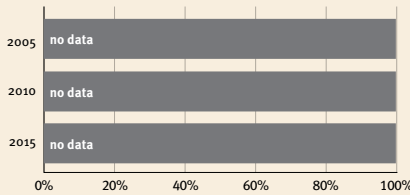
Demographics

Population	372,899
Annual births	4,568
Children under 5	22,367 (6%)
Under-five mortality	3/1,000

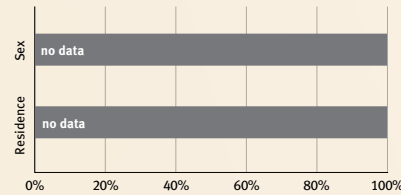
Threats to Early Childhood Development

Maternal mortality	3/100,000	Adolescent birth rate	3/1,000
Low birthweight	4%	Preterm births	7%
Child poverty	no data	Under-five stunting	no data
Violent discipline	no data	Inadequate supervision	no data

Young children at risk of poor development



Risk by sex and residence



Children with functional difficulty

no data

Children developmentally on-track

no data

At risk in 2005, 2010 and 2015, using a composite indicator of under-five stunting or poverty

Support and services for early childhood development: Nurturing care

Parents and caregivers need a facilitating environment of laws, policies, services and community support to assist them in providing their young children with nurturing care.

Facilitating environments

Policies					
	<20%	20-39%	40-59%	60-79%	≥80%
Officially adopted national multisectoral ECD policy	X				
Child and family social protection	None	<14	14 - <18	18 - <26	≥26
Maternity leave (weeks)	None	<14	14 - <18	18 - <26	≥26
Paternity leave (weeks)	None	<14	14 - <18	18 - <26	≥26
International Code of Marketing of Breastmilk Substitutes (alignment)	Not	Slightly	Moderately	Substantially	

Health

- Treatment for HIV+ pregnant women: no data
- Careseeking for child pneumonia: no data
- Postnatal visits: no data
- Antenatal care (4 or more visits): no data

Nutrition

- Early initiation of breastfeeding: no data
- Exclusive breastfeeding: no data
- Minimum acceptable diet: no data

Early learning

- Early stimulation at home: no data
- Children's books in the home: no data
- Playthings at home: no data
- Attendance in early childhood education: no data



Responsive caregiving

- Public information about ECD
- Parental mental health
- Parent support (groups, home visits)
- Quality child day care
- Comparative country data urgently needed

Security and safety

- Birth registration: 100
- Positive discipline: no data
- Basic drinking water: >99
- Basic sanitation: 99

International conventions

✓	Convention on the Rights of the Child
✓	Convention on the Rights of Persons with Disabilities
✓	CRC Optional Protocol on the Sale of Children, Child Prostitution and Child Pornography
✓	Hague Convention on Protection of Children and Cooperation in Respect of Intercountry Adoption



India

Countdown to 2030

Women's, Children's & Adolescents' Health

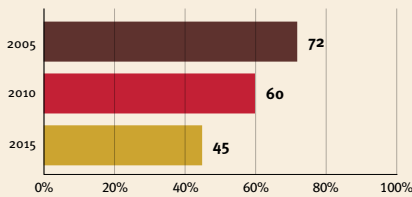
Demographics

Population	1,417,173,173
Annual births	23,056,027
Children under 5	114,064,324 (8%)
Under-five mortality	31/1,000

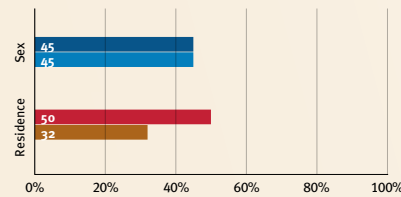
Threats to Early Childhood Development

Maternal mortality	103/100,000	Adolescent birth rate	11/1,000
Low birthweight	0.274352593	Preterm births	13%
Child poverty	14%	Under-five stunting	32%
Violent discipline	no data	Inadequate supervision	no data

Young children at risk of poor development



Risk by sex and residence



Children with functional difficulty

no data

Children developmentally on-track

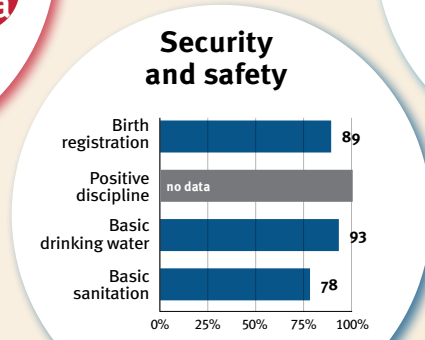
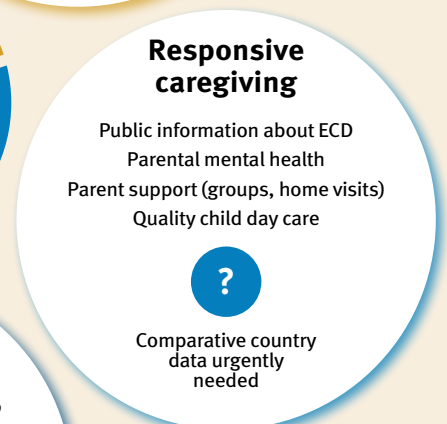
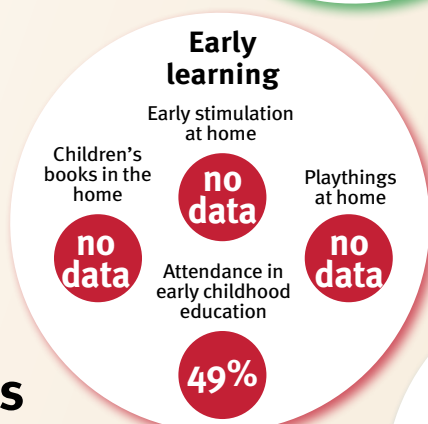
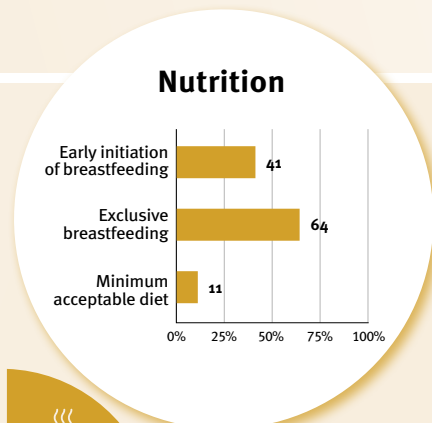
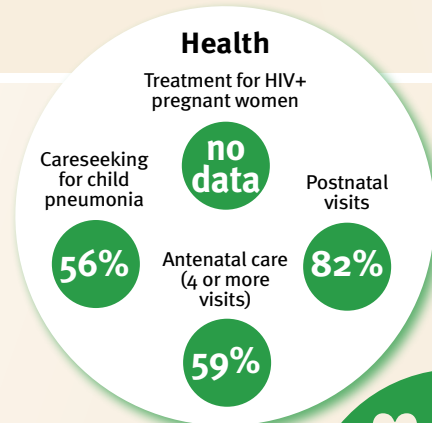
no data

At risk in 2005, 2010 and 2015, using a composite indicator of under-five stunting or poverty

Support and services for early childhood development: Nurturing care

Parents and caregivers need a facilitating environment of laws, policies, services and community support to assist them in providing their young children with nurturing care.

Facilitating environments



Policies					
✓	<20%	20-39%	40-59%	60-79%	≥80%
Officially adopted national multisectoral ECD policy					
Child and family social protection					
None	<14	14 - <18	18 - <26	≥26	
Maternity leave (weeks)					
None	<14	14 - <18	18 - <26	≥26	
Paternity leave (weeks)					
Not	Slightly	Moderately	Substantially		
International Code of Marketing of Breastmilk Substitutes (alignment)					

International conventions	
✓	Convention on the Rights of the Child
✓	Convention on the Rights of Persons with Disabilities
✓	CRC Optional Protocol on the Sale of Children, Child Prostitution and Child Pornography
✓	Hague Convention on Protection of Children and Cooperation in Respect of Intercountry Adoption



Indonesia

Countdown to 2030

Women's, Children's & Adolescents' Health

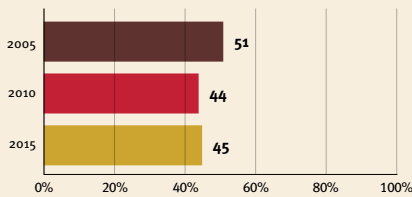
Demographics

Population	275,501,339
Annual births	4,462,212
Children under 5	22,239,327 (8%)
Under-five mortality	22/1,000

Threats to Early Childhood Development

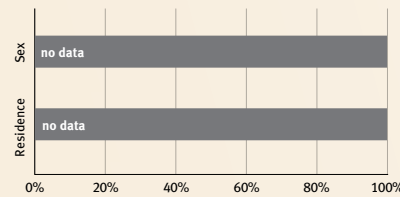
Maternal mortality	173/100,000	Adolescent birth rate	36/1,000
Low birthweight	10%	Preterm births	16%
Child poverty	no data	Under-five stunting	31%
Violent discipline	no data	Inadequate supervision	no data

Young children at risk of poor development



At risk in 2005, 2010 and 2015, using a composite indicator of under-five stunting or poverty

Risk by sex and residence



Children with functional difficulty

no data

Children developmentally on-track

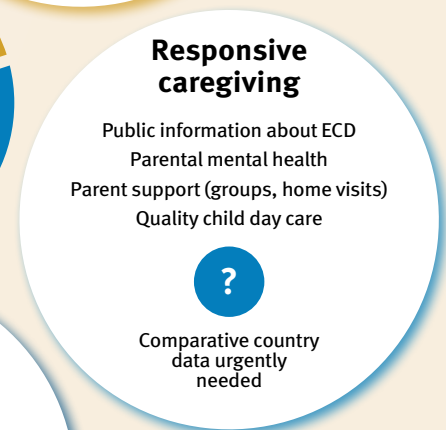

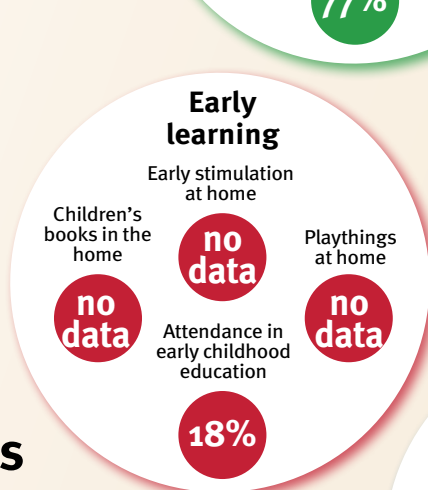
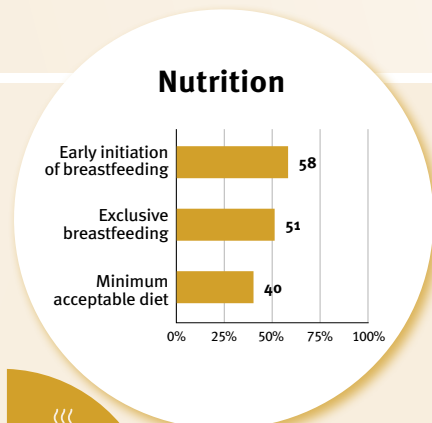
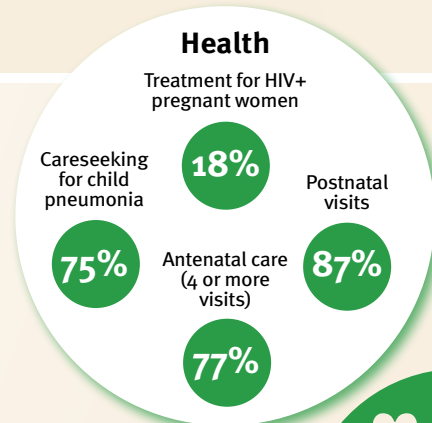
88%

Support and services for early childhood development: Nurturing care

Parents and caregivers need a facilitating environment of laws, policies, services and community support to assist them in providing their young children with nurturing care.

Facilitating environments

Policies				
✔	20-39%	40-59%	60-79%	≥80%
Officially adopted national multisectoral ECD policy				
Child and family social protection				
None	<14	14 - <18	18 - <26	≥26
Maternity leave (weeks)				
None	<14	14 - <18	18 - <26	≥26
Paternity leave (weeks)				
Not	Slightly	Moderately	Substantially	
International Code of Marketing of Breastmilk Substitutes (alignment)				



International conventions

✔	Convention on the Rights of the Child
✔	Convention on the Rights of Persons with Disabilities
✔	CRC Optional Protocol on the Sale of Children, Child Prostitution and Child Pornography
✘	Hague Convention on Protection of Children and Cooperation in Respect of Intercountry Adoption



Iran (Islamic Republic of)

Countdown to 2030

Women's, Children's & Adolescents' Health

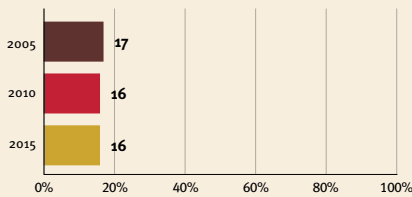
Demographics

Population	88,550,570
Annual births	1,172,709
Children under 5	6,515,337 (7%)
Under-five mortality	13/1,000

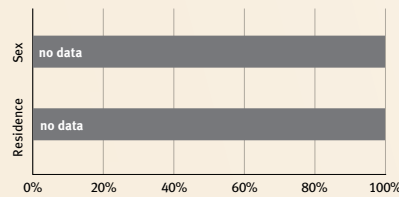
Threats to Early Childhood Development

Maternal mortality	22/100,000	Adolescent birth rate	24/1,000
Low birthweight	no data	Preterm births	13%
Child poverty	no data	Under-five stunting	5%
Violent discipline	no data	Inadequate supervision	13%

Young children at risk of poor development



Risk by sex and residence



Children with functional difficulty

no data

Children developmentally on-track

no data

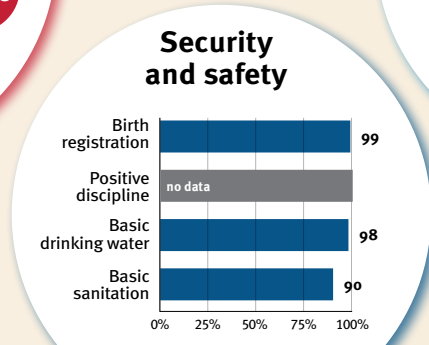
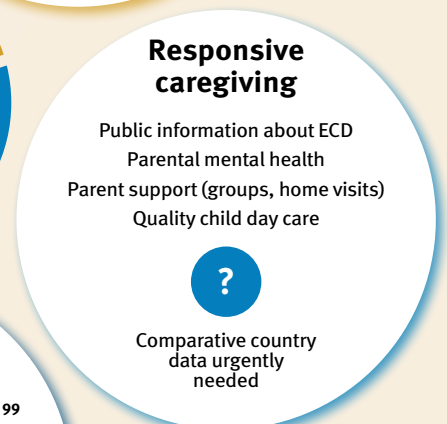

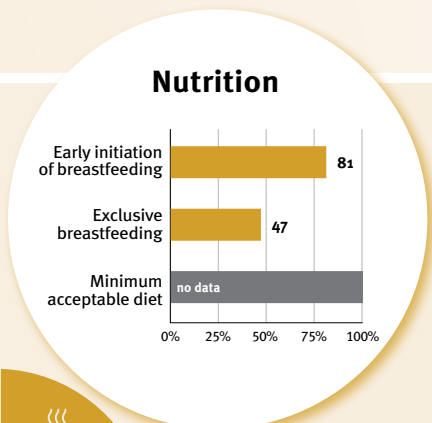
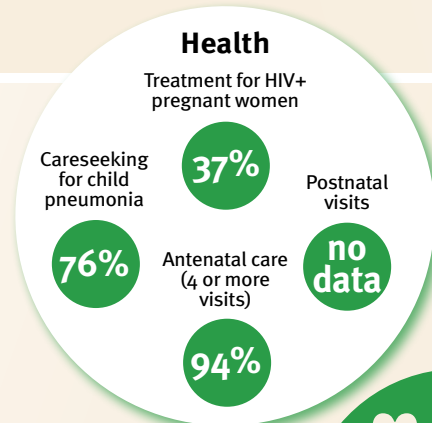
At risk in 2005, 2010 and 2015, using a composite indicator of under-five stunting or poverty

Support and services for early childhood development: Nurturing care

Parents and caregivers need a facilitating environment of laws, policies, services and community support to assist them in providing their young children with nurturing care.

Facilitating environments

Policies					
	<20%	20-39%	40-59%	60-79%	≥80%
Officially adopted national multisectoral ECD policy	X				
Child and family social protection					
None	<14	14 - <18	18 - <26	≥26	
Maternity leave (weeks)					
None	<14	14 - <18	18 - <26	≥26	
Paternity leave (weeks)					
Not	Slightly	Moderately	Substantially		
International Code of Marketing of Breastmilk Substitutes (alignment)					



International conventions

✓	Convention on the Rights of the Child
✓	Convention on the Rights of Persons with Disabilities
✓	CRC Optional Protocol on the Sale of Children, Child Prostitution and Child Pornography
X	Hague Convention on Protection of Children and Cooperation in Respect of Inter-country Adoption



Iraq

Countdown to 2030

Women's, Children's & Adolescents' Health

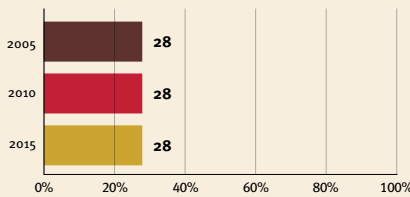
Demographics

Population	44,496,122
Annual births	1,203,188
Children under 5	5,732,632 (13%)
Under-five mortality	25/1,000

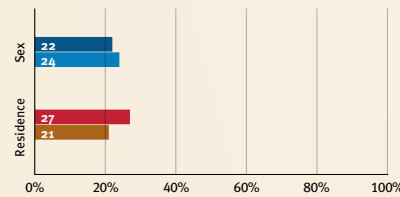
Threats to Early Childhood Development

Maternal mortality	76/100,000	Adolescent birth rate	70/1,000
Low birthweight	0.108613574	Preterm births	7%
Child poverty	2%	Under-five stunting	10%
Violent discipline	79%	Inadequate supervision	10%

Young children at risk of poor development



Risk by sex and residence



Children with functional difficulty



Children developmentally on-track

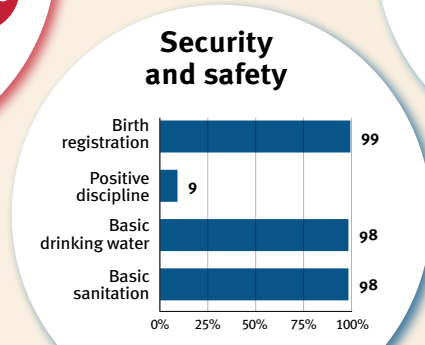
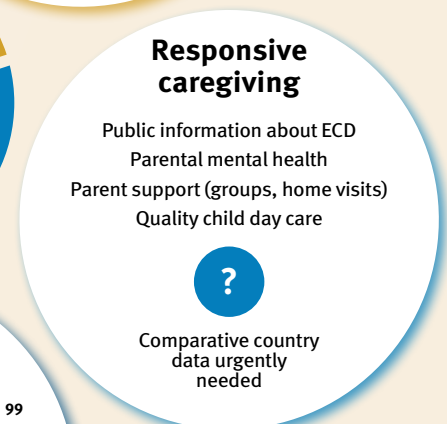
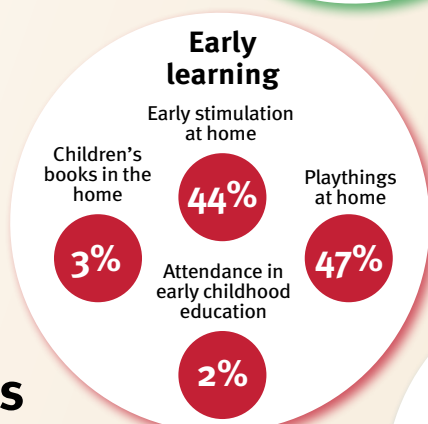
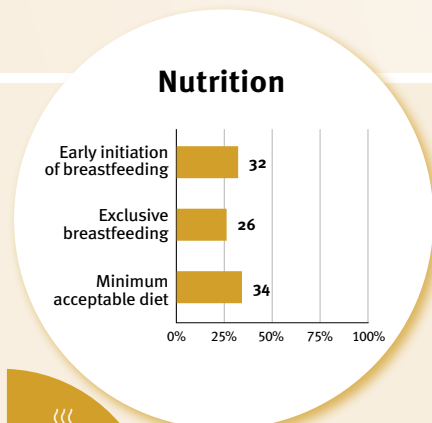
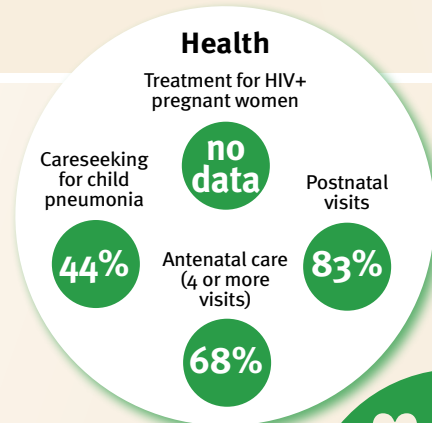


At risk in 2005, 2010 and 2015, using a composite indicator of under-five stunting or poverty

Support and services for early childhood development: Nurturing care

Parents and caregivers need a facilitating environment of laws, policies, services and community support to assist them in providing their young children with nurturing care.

Facilitating environments



Policies				
✓	20-39%	40-59%	60-79%	≥80%
Officially adopted national multisectoral ECD policy				
Child and family social protection				
None	<14	14 - <18	18 - <26	≥26
Maternity leave (weeks)				
None	<14	14 - <18	18 - <26	≥26
Paternity leave (weeks)				
Not	Slightly	Moderately	Substantially	
International Code of Marketing of Breastmilk Substitutes (alignment)				

International conventions	
✓	Convention on the Rights of the Child
✓	Convention on the Rights of Persons with Disabilities
✓	CRC Optional Protocol on the Sale of Children, Child Prostitution and Child Pornography
✗	Hague Convention on Protection of Children and Cooperation in Respect of Intercountry Adoption



Ireland

Countdown to 2030

Women's, Children's & Adolescents' Health

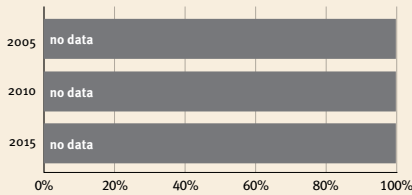
Demographics

Population	5,023,109
Annual births	57,561
Children under 5	300,114 (6%)
Under-five mortality	3/1,000

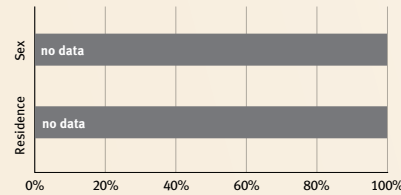
Threats to Early Childhood Development

Maternal mortality	5/100,000	Adolescent birth rate	5/1,000
Low birthweight	6%	Preterm births	6%
Child poverty	no data	Under-five stunting	no data
Violent discipline	no data	Inadequate supervision	no data

Young children at risk of poor development



Risk by sex and residence



Children with functional difficulty

no data

Children developmentally on-track

no data

At risk in 2005, 2010 and 2015, using a composite indicator of under-five stunting or poverty

Support and services for early childhood development: Nurturing care

Parents and caregivers need a facilitating environment of laws, policies, services and community support to assist them in providing their young children with nurturing care.

Facilitating environments

Policies					
✓	Officially adopted national multisectoral ECD policy				
	<20%	20-39%	40-59%	60-79%	≥80%
	Child and family social protection				
None	<14	14 - <18	18 - <26	≥26	
	Maternity leave (weeks)				
None	<14	14 - <18	18 - <26	≥26	
	Paternity leave (weeks)				
Not	Slightly	Moderately	Substantially		
	International Code of Marketing of Breastmilk Substitutes (alignment)				

Health

- Treatment for HIV+ pregnant women: no data
- Careseeking for child pneumonia: no data
- Postnatal visits: no data
- Antenatal care (4 or more visits): no data

Nutrition

- Early initiation of breastfeeding: no data
- Exclusive breastfeeding: no data
- Minimum acceptable diet: no data

Early learning

- Early stimulation at home: no data
- Children's books in the home: no data
- Playthings at home: no data
- Attendance in early childhood education: no data

Security and safety

- Birth registration: 100
- Positive discipline: no data
- Basic drinking water: 96
- Basic sanitation: 89

Responsive caregiving

- Public information about ECD
- Parental mental health
- Parent support (groups, home visits)
- Quality child day care
- Comparative country data urgently needed

International conventions

✓	Convention on the Rights of the Child
✓	Convention on the Rights of Persons with Disabilities
✓	CRC Optional Protocol on the Sale of Children, Child Prostitution and Child Pornography
✓	Hague Convention on Protection of Children and Cooperation in Respect of Intercountry Adoption



Israel

Countdown to 2030

Women's, Children's & Adolescents' Health

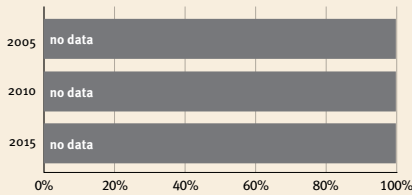
Demographics

Population	9,038,309
Annual births	174,675
Children under 5	884,918 (10%)
Under-five mortality	3/1,000

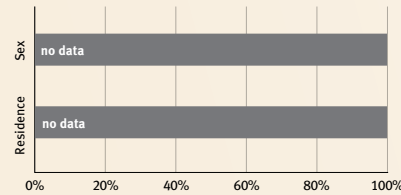
Threats to Early Childhood Development

Maternal mortality	3/100,000	Adolescent birth rate	7/1,000
Low birthweight	9%	Preterm births	8%
Child poverty	no data	Under-five stunting	no data
Violent discipline	no data	Inadequate supervision	no data

Young children at risk of poor development



Risk by sex and residence



Children with functional difficulty

no data

Children developmentally on-track

no data

At risk in 2005, 2010 and 2015, using a composite indicator of under-five stunting or poverty

Support and services for early childhood development: Nurturing care

Parents and caregivers need a facilitating environment of laws, policies, services and community support to assist them in providing their young children with nurturing care.

Facilitating environments

Health

Treatment for HIV+ pregnant women

Careseeking for child pneumonia: **no data**

Postnatal visits: **no data**

Antenatal care (4 or more visits): **no data**

Nutrition

Early initiation of breastfeeding: **no data**

Exclusive breastfeeding: **no data**

Minimum acceptable diet: **no data**

Early learning

Early stimulation at home

Children's books in the home: **no data**

Playthings at home: **no data**

Attendance in early childhood education: **no data**

Security and safety

Birth registration: 100

Positive discipline: **no data**

Basic drinking water: >99

Basic sanitation: >99

Responsive caregiving

Public information about ECD

Parental mental health

Parent support (groups, home visits)

Quality child day care

Comparative country data urgently needed

Policies					
	<20%	20-39%	40-59%	60-79%	≥80%
Officially adopted national multisectoral ECD policy	X				
Child and family social protection					
Maternity leave (weeks)	None	<14	14 - <18	18 - <26	≥26
Paternity leave (weeks)	None	<14	14 - <18	18 - <26	≥26
International Code of Marketing of Breastmilk Substitutes (alignment)	Not	Slightly	Moderately	Substantially	

International conventions	
✓	Convention on the Rights of the Child
✓	Convention on the Rights of Persons with Disabilities
✓	CRC Optional Protocol on the Sale of Children, Child Prostitution and Child Pornography
✓	Hague Convention on Protection of Children and Cooperation in Respect of Intercountry Adoption



Italy

Countdown to 2030

Women's, Children's & Adolescents' Health

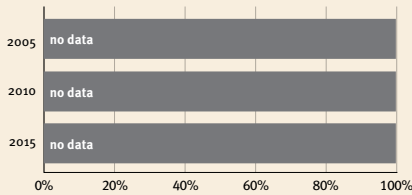
Demographics

Population	59,037,474
Annual births	407,303
Children under 5	2,106,488 (4%)
Under-five mortality	3/1,000

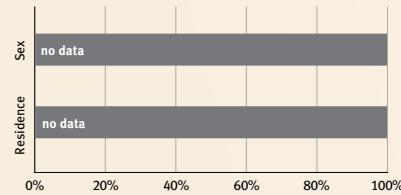
Threats to Early Childhood Development

Maternal mortality	5/100,000	Adolescent birth rate	3/1,000
Low birthweight	7%	Preterm births	7%
Child poverty	no data	Under-five stunting	no data
Violent discipline	no data	Inadequate supervision	no data

Young children at risk of poor development



Risk by sex and residence



Children with functional difficulty

no data

Children developmentally on-track

no data

At risk in 2005, 2010 and 2015, using a composite indicator of under-five stunting or poverty

Support and services for early childhood development: Nurturing care

Parents and caregivers need a facilitating environment of laws, policies, services and community support to assist them in providing their young children with nurturing care.

Facilitating environments

Policies					
	<20%	20-39%	40-59%	60-79%	≥80%
Officially adopted national multisectoral ECD policy	X				
Child and family social protection	None	<14	14 - <18	18 - <26	≥26
Maternity leave (weeks)	None	<14	14 - <18	18 - <26	≥26
Paternity leave (weeks)	None	<14	14 - <18	18 - <26	≥26
International Code of Marketing of Breastmilk Substitutes (alignment)	Not	Slightly	Moderately	Substantially	

Health

Treatment for HIV+ pregnant women

Careseeking for child pneumonia: no data

Antenatal care (4 or more visits): 68%

Postnatal visits: no data

Nutrition

Early initiation of breastfeeding: no data

Exclusive breastfeeding: no data

Minimum acceptable diet: no data

Early learning

Early stimulation at home: no data

Children's books in the home: no data

Playthings at home: no data

Attendance in early childhood education: no data

Security and safety

Birth registration: 100%

Positive discipline: no data

Basic drinking water: >99%

Basic sanitation: >99%

Responsive caregiving

Public information about ECD

Parental mental health

Parent support (groups, home visits)

Quality child day care

Comparative country data urgently needed

International conventions

✓	Convention on the Rights of the Child
✓	Convention on the Rights of Persons with Disabilities
✓	CRC Optional Protocol on the Sale of Children, Child Prostitution and Child Pornography
✓	Hague Convention on Protection of Children and Cooperation in Respect of Intercountry Adoption



Jamaica

Countdown to 2030

Women's, Children's & Adolescents' Health

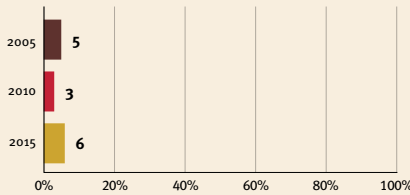
Demographics

Population	2,827,377
Annual births	32,663
Children under 5	165,469 (6%)
Under-five mortality	12/1,000

Threats to Early Childhood Development

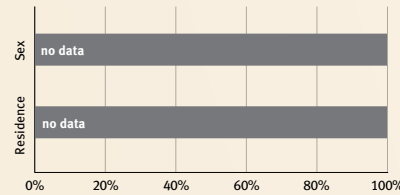
Maternal mortality	99/100,000	Adolescent birth rate	36/1,000
Low birthweight	14%	Preterm births	10%
Child poverty	no data	Under-five stunting	7%
Violent discipline	85%	Inadequate supervision	2%

Young children at risk of poor development



At risk in 2005, 2010 and 2015, using a composite indicator of under-five stunting or poverty

Risk by sex and residence



Children with functional difficulty

no data

Children developmentally on-track

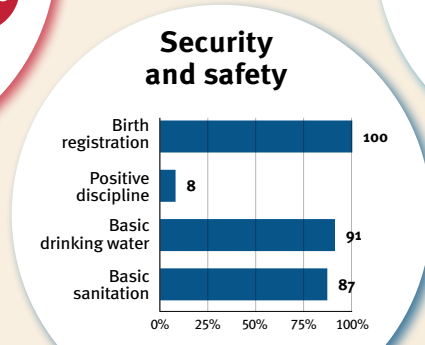
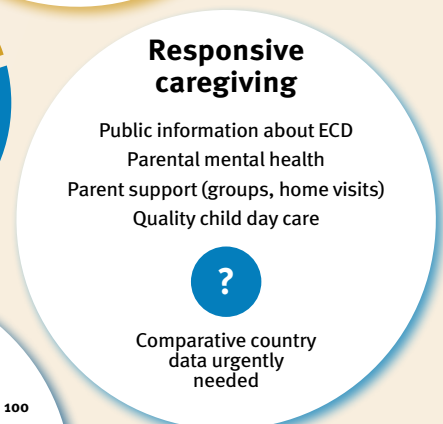

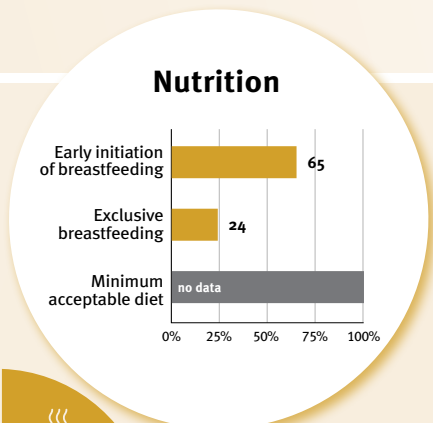
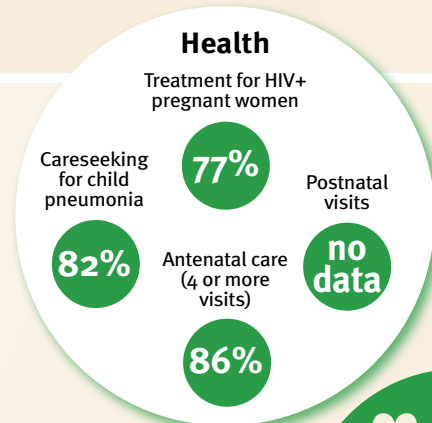
89%

Support and services for early childhood development: Nurturing care

Parents and caregivers need a facilitating environment of laws, policies, services and community support to assist them in providing their young children with nurturing care.

Facilitating environments

Policies					
✓	<20%	20-39%	40-59%	60-79%	≥80%
Officially adopted national multisectoral ECD policy					
Child and family social protection					
None	<14	14 - <18	18 - <26	≥26	
Maternity leave (weeks)					
None	<14	14 - <18	18 - <26	≥26	
Paternity leave (weeks)					
Not	Slightly	Moderately	Substantially		
International Code of Marketing of Breastmilk Substitutes (alignment)					



International conventions	
✓	Convention on the Rights of the Child
✓	Convention on the Rights of Persons with Disabilities
✓	CRC Optional Protocol on the Sale of Children, Child Prostitution and Child Pornography
✗	Hague Convention on Protection of Children and Cooperation in Respect of Intercountry Adoption



Japan

Countdown to 2030

Women's, Children's & Adolescents' Health

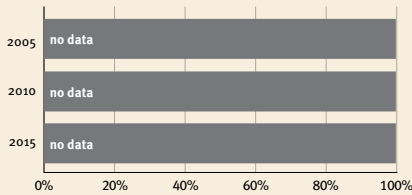
Demographics

Population	123,951,692
Annual births	814,705
Children under 5	4,183,285 (3%)
Under-five mortality	2/1,000

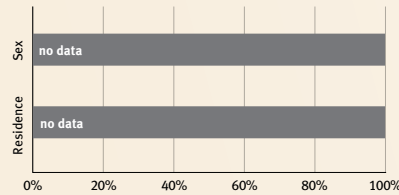
Threats to Early Childhood Development

Maternal mortality	4/100,000	Adolescent birth rate	3/1,000
Low birthweight	11%	Preterm births	6%
Child poverty	no data	Under-five stunting	5%
Violent discipline	no data	Inadequate supervision	no data

Young children at risk of poor development



Risk by sex and residence



Children with functional difficulty

no data

Children developmentally on-track

no data

At risk in 2005, 2010 and 2015, using a composite indicator of under-five stunting or poverty

Support and services for early childhood development: Nurturing care

Parents and caregivers need a facilitating environment of laws, policies, services and community support to assist them in providing their young children with nurturing care.

Facilitating environments

Policies					
	<20%	20-39%	40-59%	60-79%	≥80%
Officially adopted national multisectoral ECD policy	X				
Child and family social protection	None	<14	14 - <18	18 - <26	≥26
Maternity leave (weeks)	None	<14	14 - <18	18 - <26	≥26
Paternity leave (weeks)	None	<14	14 - <18	18 - <26	≥26
International Code of Marketing of Breastmilk Substitutes (alignment)	Not	Slightly	Moderately	Substantially	

Health

- Treatment for HIV+ pregnant women: no data
- Careseeking for child pneumonia: no data
- Postnatal visits: no data
- Antenatal care (4 or more visits): no data

Nutrition

- Early initiation of breastfeeding: no data
- Exclusive breastfeeding: no data
- Minimum acceptable diet: no data

Early learning

- Early stimulation at home: no data
- Children's books in the home: no data
- Playthings at home: no data
- Attendance in early childhood education: no data

Security and safety

- Birth registration: 100
- Positive discipline: no data
- Basic drinking water: >99
- Basic sanitation: >99

Responsive caregiving

- Public information about ECD
- Parental mental health
- Parent support (groups, home visits)
- Quality child day care
- Comparative country data urgently needed

International conventions	
✓	Convention on the Rights of the Child
✓	Convention on the Rights of Persons with Disabilities
✓	CRC Optional Protocol on the Sale of Children, Child Prostitution and Child Pornography
X	Hague Convention on Protection of Children and Cooperation in Respect of Intercountry Adoption



Jordan

Countdown to 2030

Women's, Children's & Adolescents' Health

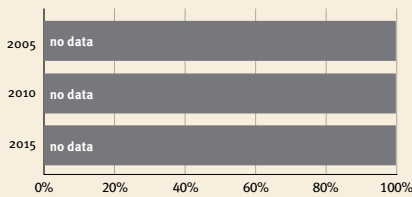
Demographics

Population	11,285,869
Annual births	245,484
Children under 5	1,193,204 (11%)
Under-five mortality	15/1,000

Threats to Early Childhood Development

Maternal mortality	41/100,000	Adolescent birth rate	27/1,000
Low birthweight	19%	Preterm births	14%
Child poverty	no data	Under-five stunting	7%
Violent discipline	80%	Inadequate supervision	16%

Young children at risk of poor development



Risk by sex and residence



Children with functional difficulty

no data

Children developmentally on-track

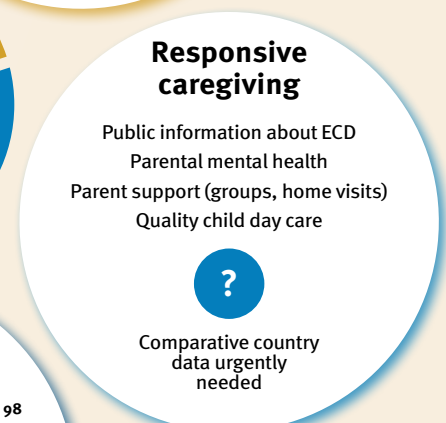
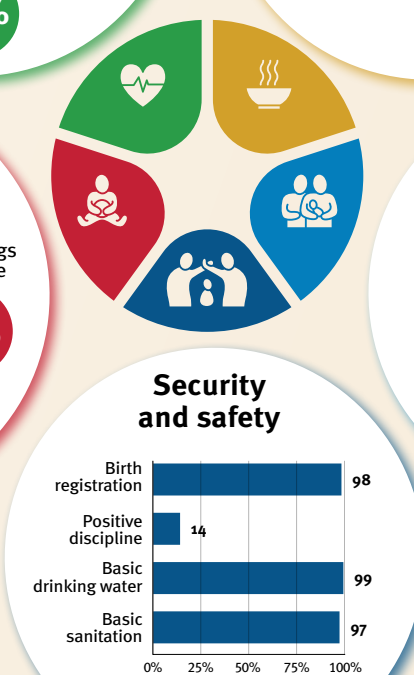

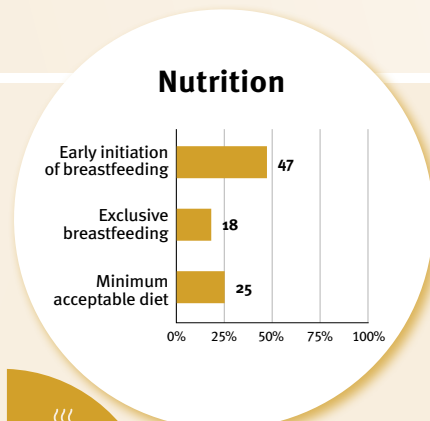
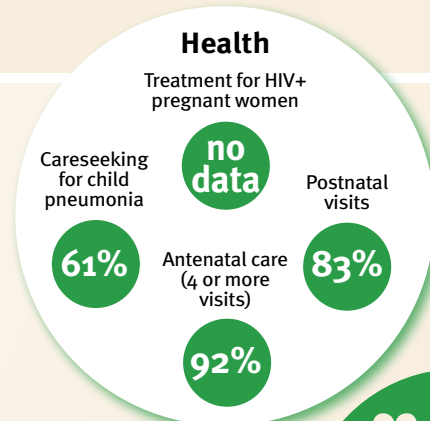
71%

At risk in 2005, 2010 and 2015, using a composite indicator of under-five stunting or poverty

Support and services for early childhood development: Nurturing care

Parents and caregivers need a facilitating environment of laws, policies, services and community support to assist them in providing their young children with nurturing care.

Facilitating environments



Policies					
✓	<20%	20-39%	40-59%	60-79%	≥80%
Officially adopted national multisectoral ECD policy					
Child and family social protection					
None	<14	14 - <18	18 - <26	≥26	
Maternity leave (weeks)					
None	<14	14 - <18	18 - <26	≥26	
Paternity leave (weeks)					
Not	Slightly	Moderately	Substantially		
International Code of Marketing of Breastmilk Substitutes (alignment)					

International conventions	
✓	Convention on the Rights of the Child
✓	Convention on the Rights of Persons with Disabilities
✓	CRC Optional Protocol on the Sale of Children, Child Prostitution and Child Pornography
✗	Hague Convention on Protection of Children and Cooperation in Respect of Intercountry Adoption



Kazakhstan

Countdown to 2030

Women's, Children's & Adolescents' Health

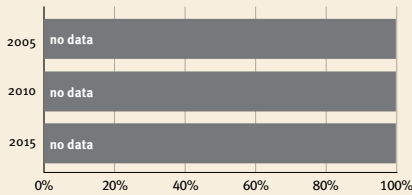
Demographics

Population	19,397,998
Annual births	402,511
Children under 5	2,020,882 (10%)
Under-five mortality	10/1,000

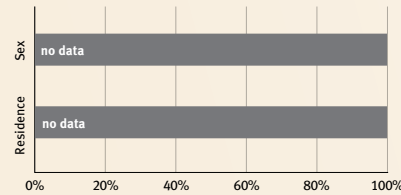
Threats to Early Childhood Development

Maternal mortality	13/100,000	Adolescent birth rate	23/1,000
Low birthweight	5%	Preterm births	9%
Child poverty	no data	Under-five stunting	5%
Violent discipline	46%	Inadequate supervision	5%

Young children at risk of poor development



Risk by sex and residence



Children with functional difficulty

no data

Children developmentally on-track

86%

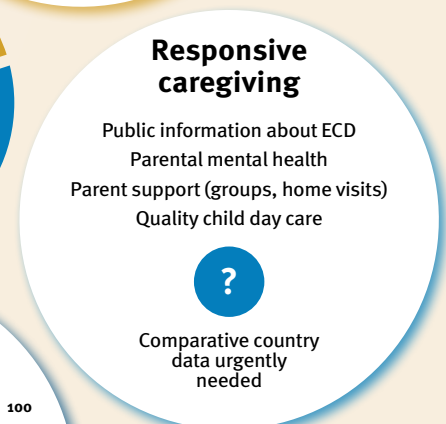
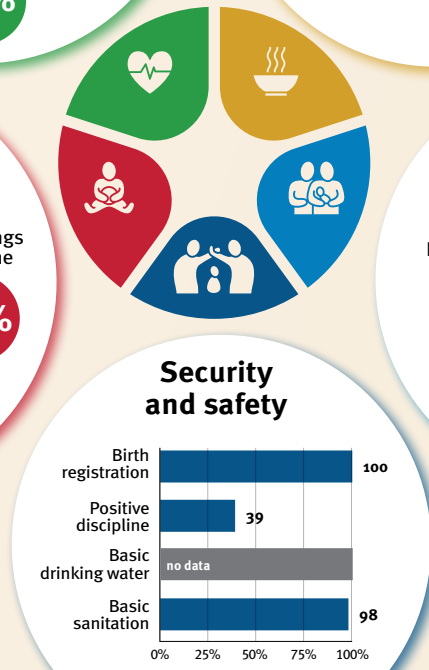

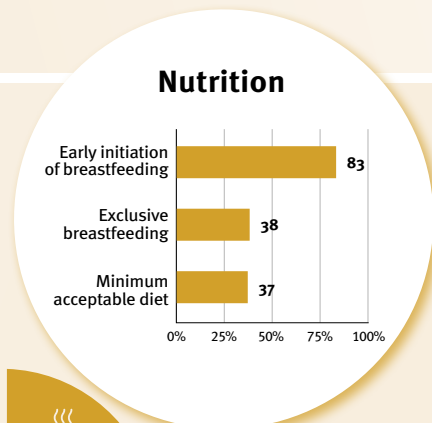
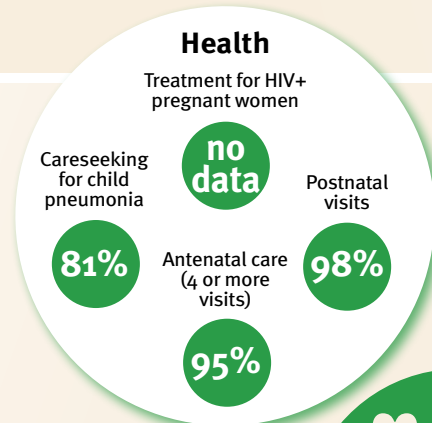
At risk in 2005, 2010 and 2015, using a composite indicator of under-five stunting or poverty

Support and services for early childhood development: Nurturing care

Parents and caregivers need a facilitating environment of laws, policies, services and community support to assist them in providing their young children with nurturing care.

Facilitating environments

Policies				
<20%	20-39%	40-59%	60-79%	≥80%
X Officially adopted national multisectoral ECD policy				
Child and family social protection				
None	<14	14 - <18	18 - <26	≥26
Maternity leave (weeks)				
None	<14	14 - <18	18 - <26	≥26
Paternity leave (weeks)				
Not	Slightly	Moderately	Substantially	
International Code of Marketing of Breastmilk Substitutes (alignment)				



International conventions

- ✓ Convention on the Rights of the Child
- ✓ Convention on the Rights of Persons with Disabilities
- ✓ CRC Optional Protocol on the Sale of Children, Child Prostitution and Child Pornography
- ✓ Hague Convention on Protection of Children and Cooperation in Respect of Intercountry Adoption



Kenya

Countdown to 2030

Women's, Children's & Adolescents' Health

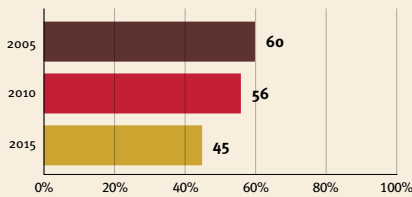
Demographics

Population	54,027,487
Annual births	1,488,394
Children under 5	6,958,268 (13%)
Under-five mortality	37/1,000

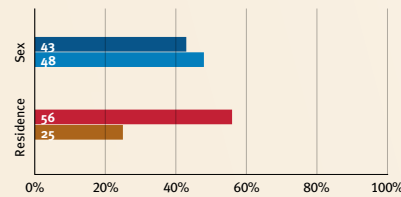
Threats to Early Childhood Development

Maternal mortality	530/100,000	Adolescent birth rate	73/1,000
Low birthweight	10%	Preterm births	12%
Child poverty	29%	Under-five stunting	18%
Violent discipline	no data	Inadequate supervision	no data

Young children at risk of poor development



Risk by sex and residence



Children with functional difficulty

no data

Children developmentally on-track

no data

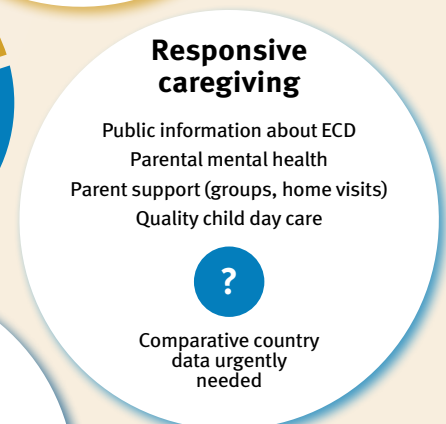

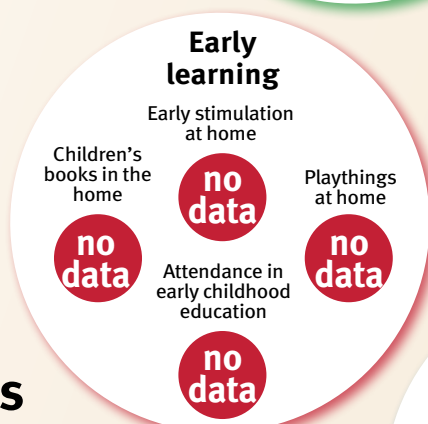
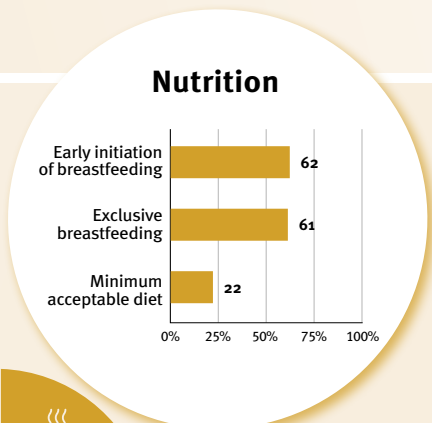
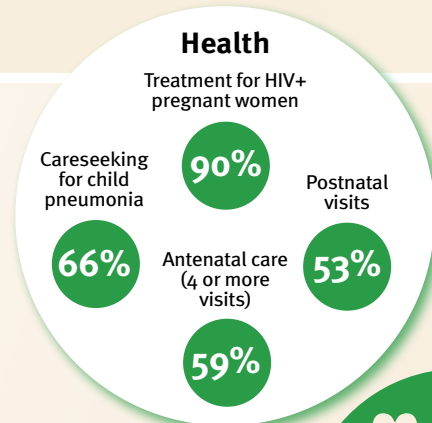
At risk in 2005, 2010 and 2015, using a composite indicator of under-five stunting or poverty

Support and services for early childhood development: Nurturing care

Parents and caregivers need a facilitating environment of laws, policies, services and community support to assist them in providing their young children with nurturing care.

Facilitating environments

Policies					
✓	<20%	20-39%	40-59%	60-79%	≥80%
Officially adopted national multisectoral ECD policy					
Child and family social protection					
None	<14	14 - <18	18 - <26	≥26	
Maternity leave (weeks)					
None	<14	14 - <18	18 - <26	≥26	
Paternity leave (weeks)					
Not	Slightly	Moderately	Substantially		
International Code of Marketing of Breastmilk Substitutes (alignment)					



International conventions

✓	Convention on the Rights of the Child
✓	Convention on the Rights of Persons with Disabilities
✓	CRC Optional Protocol on the Sale of Children, Child Prostitution and Child Pornography
✓	Hague Convention on Protection of Children and Cooperation in Respect of Intercountry Adoption



Kiribati

Countdown to 2030

Women's, Children's & Adolescents' Health

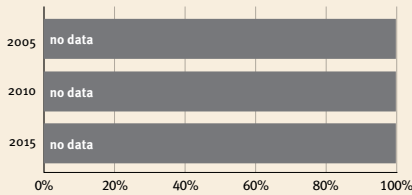
Demographics

Population	131,232
Annual births	3,512
Children under 5	16,730 (13%)
Under-five mortality	48/1,000

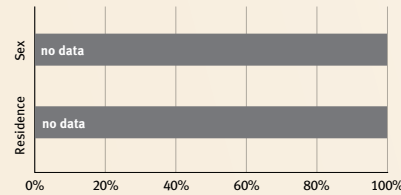
Threats to Early Childhood Development

Maternal mortality	76/100,000	Adolescent birth rate	51/1,000
Low birthweight	0.090313917	Preterm births	10%
Child poverty	no data	Under-five stunting	14%
Violent discipline	86%	Inadequate supervision	31%

Young children at risk of poor development



Risk by sex and residence



Children with functional difficulty



Children developmentally on-track

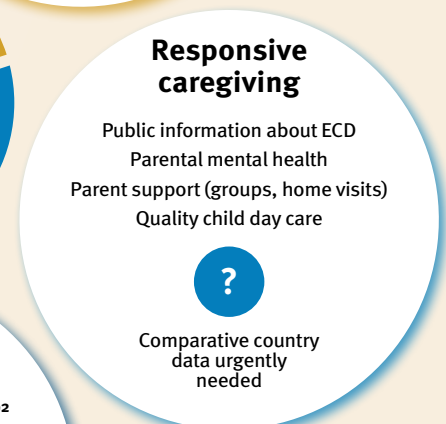
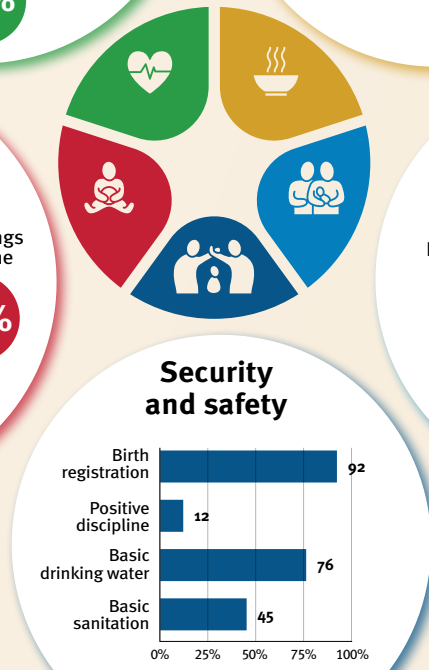

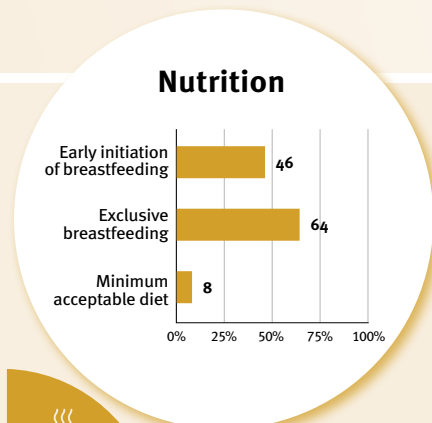
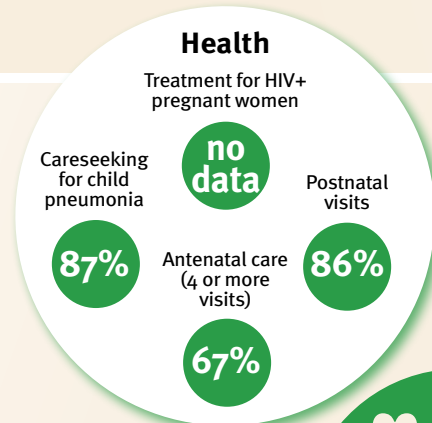


At risk in 2005, 2010 and 2015, using a composite indicator of under-five stunting or poverty

Support and services for early childhood development: Nurturing care

Parents and caregivers need a facilitating environment of laws, policies, services and community support to assist them in providing their young children with nurturing care.

Facilitating environments



Policies					
✓	<20%	20-39%	40-59%	60-79%	≥80%
Officially adopted national multisectoral ECD policy					
Child and family social protection					
None	<14	14 - <18	18 - <26	≥26	
Maternity leave (weeks)					
None	<14	14 - <18	18 - <26	≥26	
Paternity leave (weeks)					
Not	Slightly	Moderately	Substantially		
International Code of Marketing of Breastmilk Substitutes (alignment)					

International conventions	
✓	Convention on the Rights of the Child
✓	Convention on the Rights of Persons with Disabilities
✓	CRC Optional Protocol on the Sale of Children, Child Prostitution and Child Pornography
✗	Hague Convention on Protection of Children and Cooperation in Respect of Intercountry Adoption



Kuwait

Countdown to 2030

Women's, Children's & Adolescents' Health

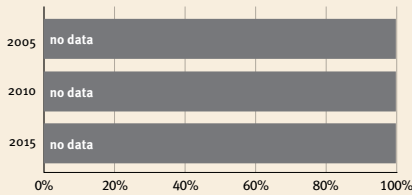
Demographics

Population	4,268,873
Annual births	41,456
Children under 5	243,584 (6%)
Under-five mortality	9/1,000

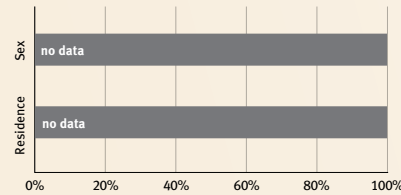
Threats to Early Childhood Development

Maternal mortality	7/100,000	Adolescent birth rate	5/1,000
Low birthweight	14%	Preterm births	11%
Child poverty	no data	Under-five stunting	7%
Violent discipline	no data	Inadequate supervision	no data

Young children at risk of poor development



Risk by sex and residence



Children with functional difficulty

no data

Children developmentally on-track

no data

At risk in 2005, 2010 and 2015, using a composite indicator of under-five stunting or poverty

Support and services for early childhood development: Nurturing care

Parents and caregivers need a facilitating environment of laws, policies, services and community support to assist them in providing their young children with nurturing care.

Facilitating environments

Health

Treatment for HIV+ pregnant women

Careseeking for child pneumonia: no data

Postnatal visits: no data

Antenatal care (4 or more visits): no data

Nutrition

Early initiation of breastfeeding: no data

Exclusive breastfeeding: no data

Minimum acceptable diet: no data

Early learning

Early stimulation at home: no data

Children's books in the home: no data

Playthings at home: no data

Attendance in early childhood education: no data

Security and safety

Birth registration: no data

Positive discipline: no data

Basic drinking water: >99%

Basic sanitation: >99%

Responsive caregiving

Public information about ECD

Parental mental health

Parent support (groups, home visits)

Quality child day care

Comparative country data urgently needed

Policies					
<input checked="" type="checkbox"/>	Officially adopted national multisectoral ECD policy				
	<20%	20-39%	40-59%	60-79%	≥80%
Child and family social protection					
None	<14	14 - <18	18 - <26	≥26	
Maternity leave (weeks)					
None	<14	14 - <18	18 - <26	≥26	
Paternity leave (weeks)					
Not	Slightly	Moderately	Substantially		
International Code of Marketing of Breastmilk Substitutes (alignment)					

International conventions	
<input checked="" type="checkbox"/>	Convention on the Rights of the Child
<input checked="" type="checkbox"/>	Convention on the Rights of Persons with Disabilities
<input checked="" type="checkbox"/>	CRC Optional Protocol on the Sale of Children, Child Prostitution and Child Pornography
<input checked="" type="checkbox"/>	Hague Convention on Protection of Children and Cooperation in Respect of Intercountry Adoption



Kyrgyzstan

Countdown to 2030

Women's, Children's & Adolescents' Health

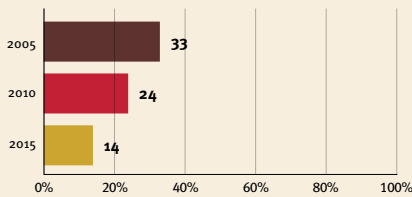
Demographics

Population	6,630,623
Annual births	154,761
Children under 5	797,905 (12%)
Under-five mortality	17/1,000

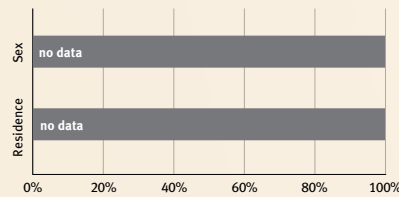
Threats to Early Childhood Development

Maternal mortality	50/100,000	Adolescent birth rate	33/1,000
Low birthweight	6%	Preterm births	10%
Child poverty	1%	Under-five stunting	10%
Violent discipline	64%	Inadequate supervision	8%

Young children at risk of poor development



Risk by sex and residence



Children with functional difficulty



Children developmentally on-track

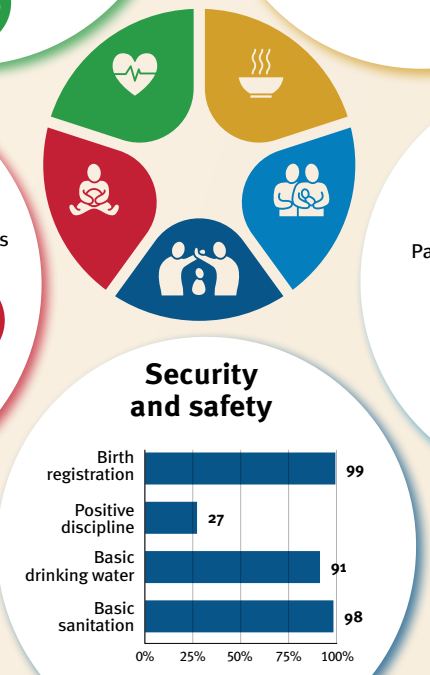
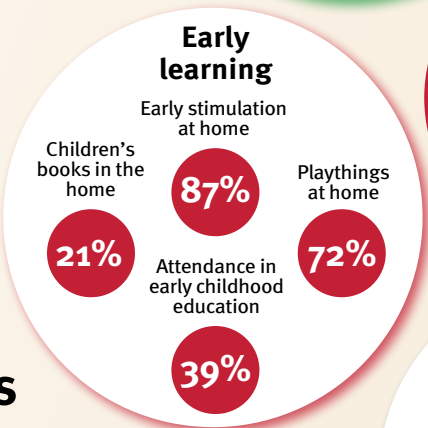
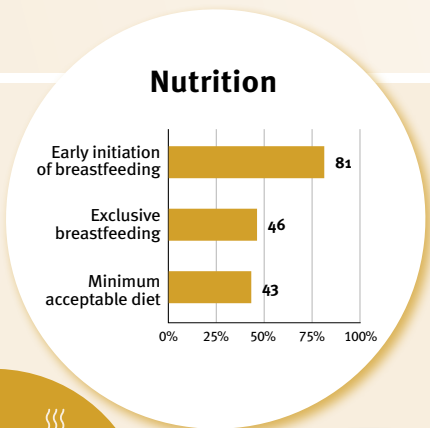
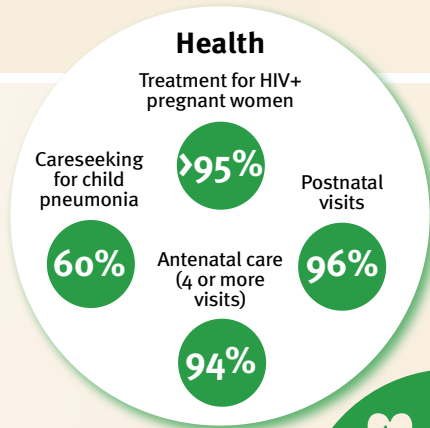


At risk in 2005, 2010 and 2015, using a composite indicator of under-five stunting or poverty

Support and services for early childhood development: Nurturing care

Parents and caregivers need a facilitating environment of laws, policies, services and community support to assist them in providing their young children with nurturing care.

Facilitating environments



Policies				
<20%	20-39%	40-59%	60-79%	≥80%
X Officially adopted national multisectoral ECD policy				
Child and family social protection				
None	<14	14 - <18	18 - <26	≥26
Maternity leave (weeks)				
None	<14	14 - <18	18 - <26	≥26
Paternity leave (weeks)				
Not	Slightly	Moderately	Substantially	
International Code of Marketing of Breastmilk Substitutes (alignment)				

International conventions	
✓	Convention on the Rights of the Child
✓	Convention on the Rights of Persons with Disabilities
✓	CRC Optional Protocol on the Sale of Children, Child Prostitution and Child Pornography
✓	Hague Convention on Protection of Children and Cooperation in Respect of Intercountry Adoption



Lao People's Democratic Republic

Countdown to 2030

Women's, Children's & Adolescents' Health

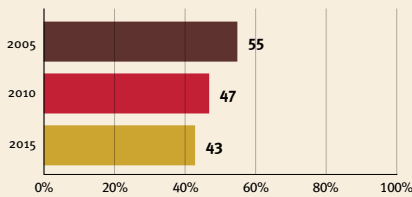
Demographics

Population	7,529,475
Annual births	161,682
Children under 5	787,424 (10%)
Under-five mortality	43/1,000

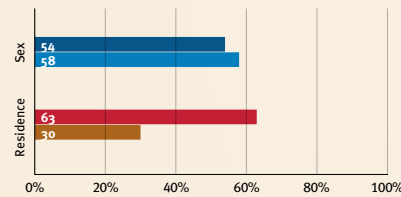
Threats to Early Childhood Development

Maternal mortality	126/100,000	Adolescent birth rate	83/1,000
Low birthweight	17%	Preterm births	11%
Child poverty	30%	Under-five stunting	28%
Violent discipline	65%	Inadequate supervision	12%

Young children at risk of poor development



Risk by sex and residence



Children with functional difficulty



Children developmentally on-track

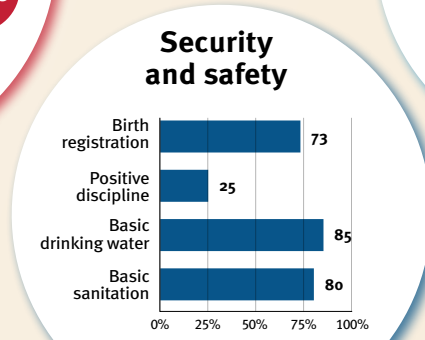
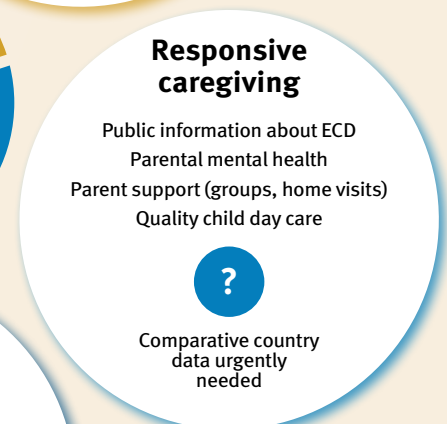

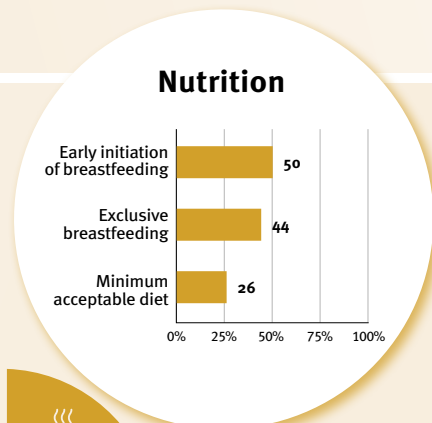
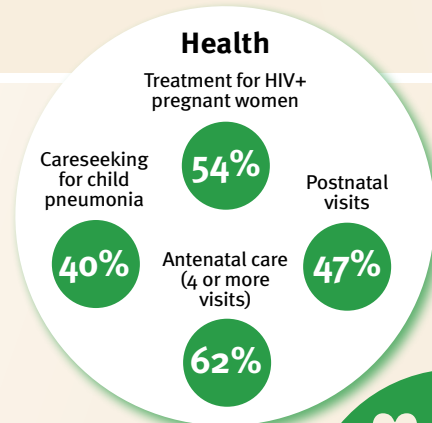


At risk in 2005, 2010 and 2015, using a composite indicator of under-five stunting or poverty

Support and services for early childhood development: Nurturing care

Parents and caregivers need a facilitating environment of laws, policies, services and community support to assist them in providing their young children with nurturing care.

Facilitating environments



Policies				
✓	20-39%	40-59%	60-79%	≥80%
Officially adopted national multisectoral ECD policy				
Child and family social protection				
None	<14	14 - <18	18 - <26	≥26
Maternity leave (weeks)				
None	<14	14 - <18	18 - <26	≥26
Paternity leave (weeks)				
Not	Slightly	Moderately	Substantially	
International Code of Marketing of Breastmilk Substitutes (alignment)				

International conventions	
✓	Convention on the Rights of the Child
✓	Convention on the Rights of Persons with Disabilities
✓	CRC Optional Protocol on the Sale of Children, Child Prostitution and Child Pornography
✗	Hague Convention on Protection of Children and Cooperation in Respect of Intercountry Adoption



Latvia

Countdown to 2030

Women's, Children's & Adolescents' Health

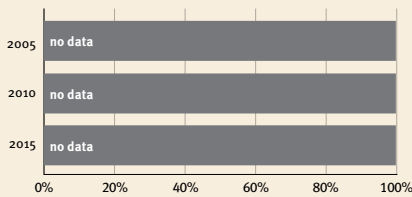
Demographics

Population	1,850,651
Annual births	16,531
Children under 5	88,673 (5%)
Under-five mortality	4/1,000

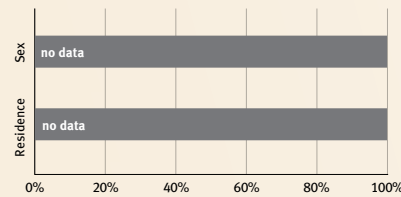
Threats to Early Childhood Development

Maternal mortality	18/100,000	Adolescent birth rate	10/1,000
Low birthweight	4%	Preterm births	5%
Child poverty	no data	Under-five stunting	0.018
Violent discipline	no data	Inadequate supervision	no data

Young children at risk of poor development



Risk by sex and residence



Children with functional difficulty

no data

Children developmentally on-track

no data

At risk in 2005, 2010 and 2015, using a composite indicator of under-five stunting or poverty

Support and services for early childhood development: Nurturing care

Parents and caregivers need a facilitating environment of laws, policies, services and community support to assist them in providing their young children with nurturing care.

Facilitating environments

Health

Treatment for HIV+ pregnant women: **no data**

Careseeking for child pneumonia: **no data**

Postnatal visits: **no data**

Antenatal care (4 or more visits): **no data**

Nutrition

Early initiation of breastfeeding: **no data**

Exclusive breastfeeding: **no data**

Minimum acceptable diet: **no data**

Early learning

Early stimulation at home: **no data**

Children's books in the home: **no data**

Playthings at home: **no data**

Attendance in early childhood education: **no data**



Responsive caregiving

Public information about ECD

Parental mental health

Parent support (groups, home visits)

Quality child day care

Comparative country data urgently needed

Security and safety

Birth registration: 100

Positive discipline: **no data**

Basic drinking water: 99

Basic sanitation: **no data**

Policies					
	<20%	20-39%	40-59%	60-79%	≥80%
Officially adopted national multisectoral ECD policy	X				
Child and family social protection	None	<14	14 - <18	18 - <26	≥26
Maternity leave (weeks)	None	<14	14 - <18	18 - <26	≥26
Paternity leave (weeks)	None	<14	14 - <18	18 - <26	≥26
International Code of Marketing of Breastmilk Substitutes (alignment)	Not	Slightly	Moderately	Substantially	

International conventions	
✓	Convention on the Rights of the Child
✓	Convention on the Rights of Persons with Disabilities
✓	CRC Optional Protocol on the Sale of Children, Child Prostitution and Child Pornography
✓	Hague Convention on Protection of Children and Cooperation in Respect of Intercountry Adoption



Lebanon

Countdown to 2030

Women's, Children's & Adolescents' Health

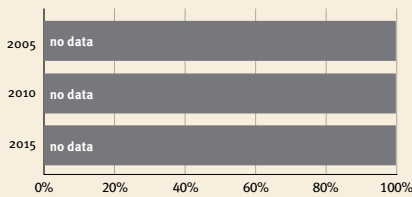
Demographics

Population	5,489,740
Annual births	81,179
Children under 5	419,603 (8%)
Under-five mortality	8/1,000

Threats to Early Childhood Development

Maternal mortality	21/100,000	Adolescent birth rate	17/1,000
Low birthweight	13%	Preterm births	8%
Child poverty	no data	Under-five stunting	7%
Violent discipline	85%	Inadequate supervision	9%

Young children at risk of poor development



Risk by sex and residence



Children with functional difficulty

no data

Children developmentally on-track

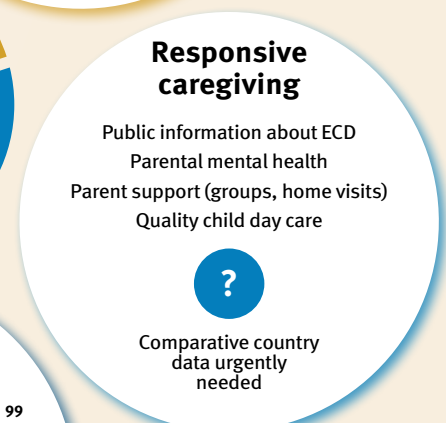


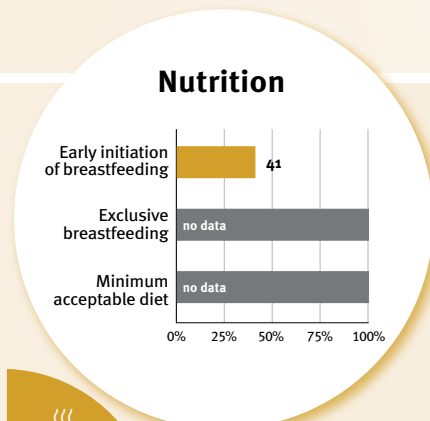
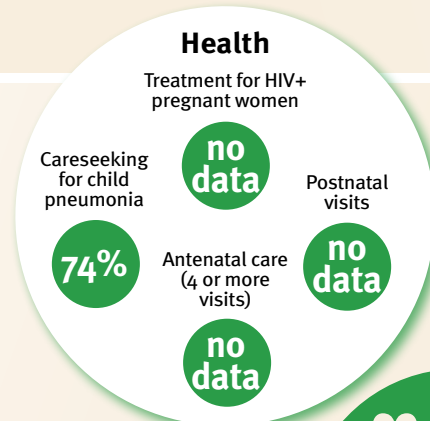
no data

At risk in 2005, 2010 and 2015, using a composite indicator of under-five stunting or poverty

Support and services for early childhood development: Nurturing care

Parents and caregivers need a facilitating environment of laws, policies, services and community support to assist them in providing their young children with nurturing care.

Facilitating environments



Policies					
	<20%	20-39%	40-59%	60-79%	≥80%
Officially adopted national multisectoral ECD policy	X				
Child and family social protection	None	<14	14 - <18	18 - <26	≥26
Maternity leave (weeks)	None	<14	14 - <18	18 - <26	≥26
Paternity leave (weeks)	None	<14	14 - <18	18 - <26	≥26
International Code of Marketing of Breastmilk Substitutes (alignment)	Not	Slightly	Moderately	Substantially	

International conventions	
✓	Convention on the Rights of the Child
✓	Convention on the Rights of Persons with Disabilities
✓	CRC Optional Protocol on the Sale of Children, Child Prostitution and Child Pornography
X	Hague Convention on Protection of Children and Cooperation in Respect of Intercountry Adoption



Lesotho

Countdown to 2030

Women's, Children's & Adolescents' Health

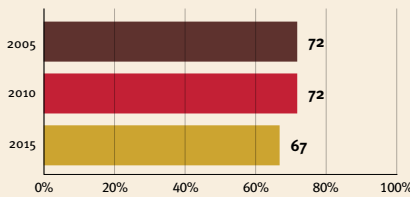
Demographics

Population	2,305,826
Annual births	59,490
Children under 5	274,732 (12%)
Under-five mortality	73/1,000

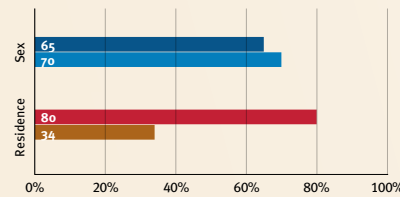
Threats to Early Childhood Development

Maternal mortality	566/100,000	Adolescent birth rate	85/1,000
Low birthweight	14%	Preterm births	12%
Child poverty	54%	Under-five stunting	32%
Violent discipline	83%	Inadequate supervision	17%

Young children at risk of poor development



Risk by sex and residence



Children with functional difficulty



Children developmentally on-track

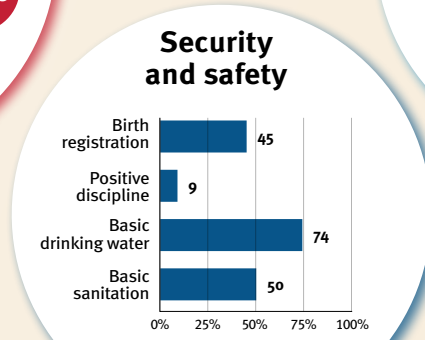

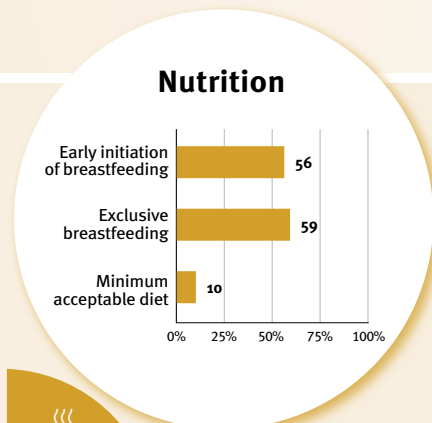
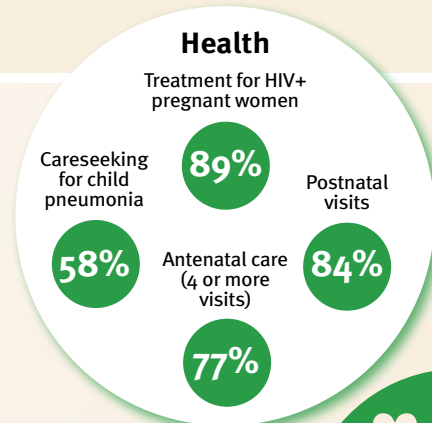


At risk in 2005, 2010 and 2015, using a composite indicator of under-five stunting or poverty

Support and services for early childhood development: Nurturing care

Parents and caregivers need a facilitating environment of laws, policies, services and community support to assist them in providing their young children with nurturing care.

Facilitating environments



Policies				
✓	Officially adopted national multisectoral ECD policy			
<20%	20-39%	40-59%	60-79%	≥80%
Child and family social protection				
None	<14	14 - <18	18 - <26	≥26
Maternity leave (weeks)				
None	<14	14 - <18	18 - <26	≥26
Paternity leave (weeks)				
Not	Slightly	Moderately	Substantially	
International Code of Marketing of Breastmilk Substitutes (alignment)				

International conventions	
✓	Convention on the Rights of the Child
✓	Convention on the Rights of Persons with Disabilities
✓	CRC Optional Protocol on the Sale of Children, Child Prostitution and Child Pornography
✓	Hague Convention on Protection of Children and Cooperation in Respect of Intercountry Adoption



Liberia

Countdown to 2030

Women's, Children's & Adolescents' Health

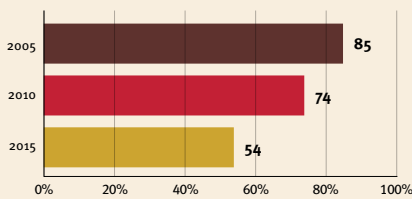
Demographics

Population	5,302,681
Annual births	164,452
Children under 5	751,340 (14%)
Under-five mortality	76/1,000

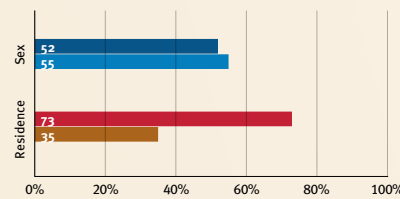
Threats to Early Childhood Development

Maternal mortality	652/100,000	Adolescent birth rate	128/1,000
Low birthweight	0.198812653	Preterm births	14%
Child poverty	35%	Under-five stunting	27%
Violent discipline	76%	Inadequate supervision	no data

Young children at risk of poor development



Risk by sex and residence



Children with functional difficulty

no data

Children developmentally on-track

no data

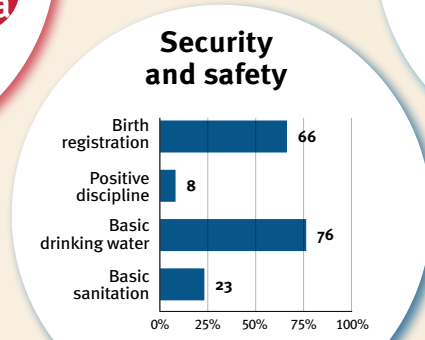
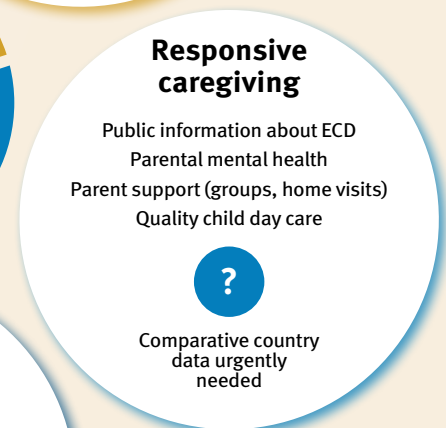
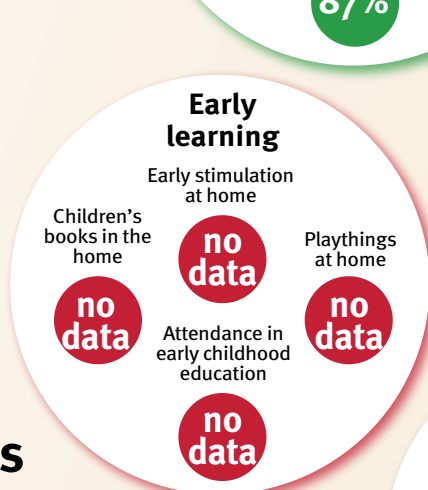
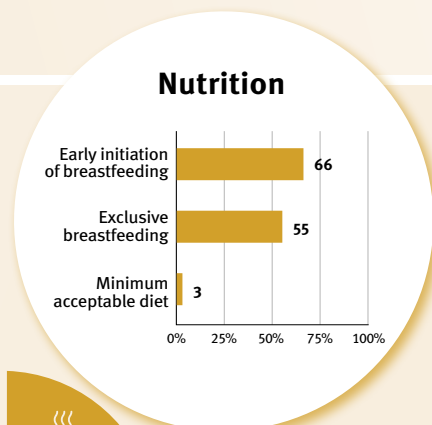
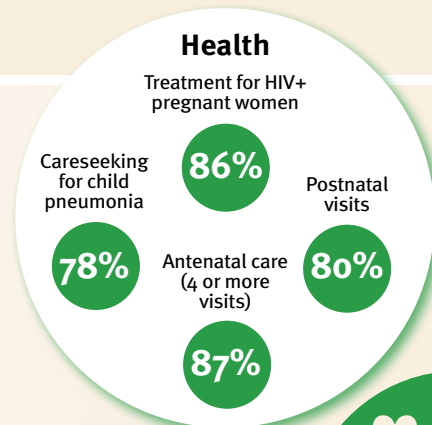
At risk in 2005, 2010 and 2015, using a composite indicator of under-five stunting or poverty

Support and services for early childhood development: Nurturing care

Parents and caregivers need a facilitating environment of laws, policies, services and community support to assist them in providing their young children with nurturing care.

Facilitating environments

Policies				
<20%	20-39%	40-59%	60-79%	≥80%
✓ Officially adopted national multisectoral ECD policy				
Child and family social protection				
None	<14	14 - <18	18 - <26	≥26
Maternity leave (weeks)				
None	<14	14 - <18	18 - <26	≥26
Paternity leave (weeks)				
Not	Slightly	Moderately	Substantially	
International Code of Marketing of Breastmilk Substitutes (alignment)				



International conventions

✓	Convention on the Rights of the Child
✓	Convention on the Rights of Persons with Disabilities
✓	CRC Optional Protocol on the Sale of Children, Child Prostitution and Child Pornography
✗	Hague Convention on Protection of Children and Cooperation in Respect of Intercountry Adoption



Libya

Countdown to 2030

Women's, Children's & Adolescents' Health

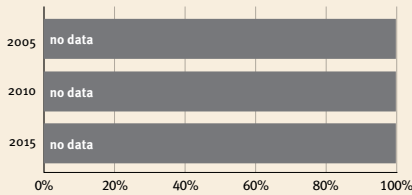
Demographics

Population	6,812,341
Annual births	117,846
Children under 5	605,529 (9%)
Under-five mortality	11/1,000

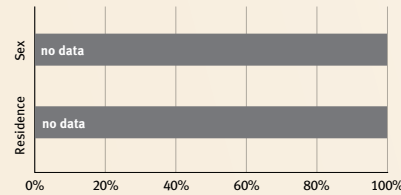
Threats to Early Childhood Development

Maternal mortality	72/100,000	Adolescent birth rate	11/1,000
Low birthweight	no data	Preterm births	8%
Child poverty	no data	Under-five stunting	52%
Violent discipline	no data	Inadequate supervision	no data

Young children at risk of poor development



Risk by sex and residence



Children with functional difficulty

no data

Children developmentally on-track

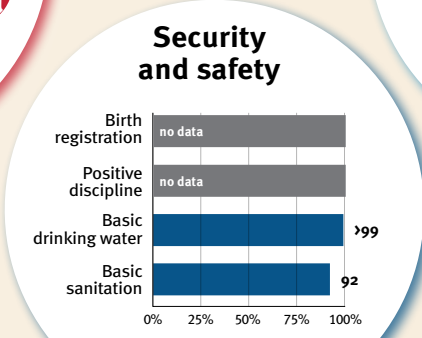
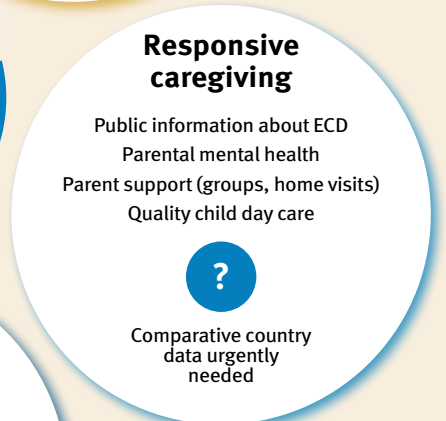
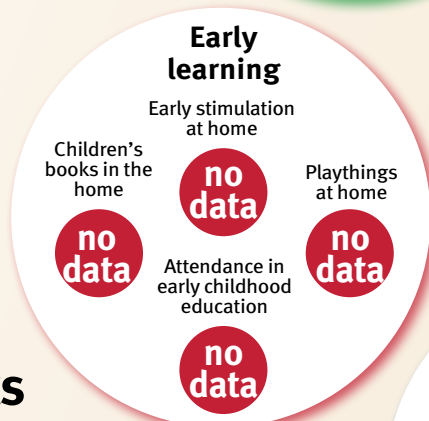
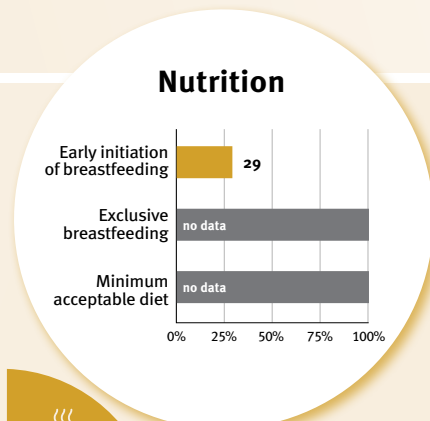
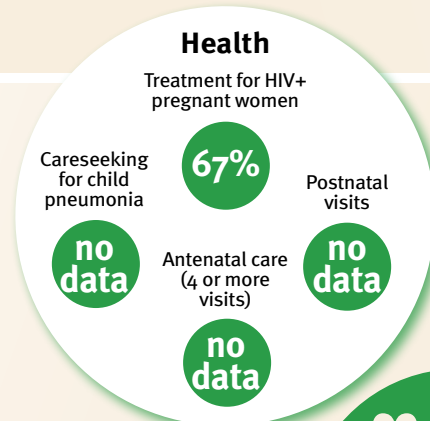
no data

At risk in 2005, 2010 and 2015, using a composite indicator of under-five stunting or poverty

Support and services for early childhood development: Nurturing care

Parents and caregivers need a facilitating environment of laws, policies, services and community support to assist them in providing their young children with nurturing care.

Facilitating environments



Policies

X Officially adopted national multisectoral ECD policy

	<20%	20-39%	40-59%	60-79%	≥80%
Child and family social protection	None	<14	14 - <18	18 - <26	≥26
Maternity leave (weeks)	None	<14	14 - <18	18 - <26	≥26
Paternity leave (weeks)	Not	Slightly	Moderately	Substantially	

International Code of Marketing of Breastmilk Substitutes (alignment)

International conventions

- ✓ Convention on the Rights of the Child
- ✓ Convention on the Rights of Persons with Disabilities
- ✓ CRC Optional Protocol on the Sale of Children, Child Prostitution and Child Pornography
- X** Hague Convention on Protection of Children and Cooperation in Respect of Intercountry Adoption



Liechtenstein

Countdown to 2030

Women's, Children's & Adolescents' Health

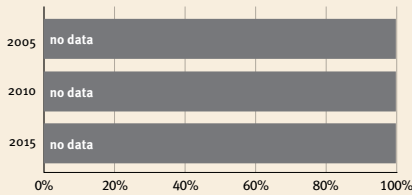
Demographics

Population	39,327
Annual births	361
Children under 5	1,860 (5%)
Under-five mortality	-/1,000

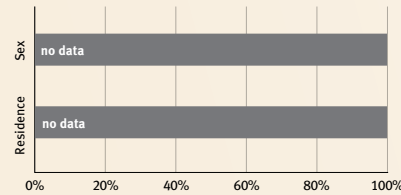
Threats to Early Childhood Development

Maternal mortality	-/100,000	Adolescent birth rate	2/1,000
Low birthweight	no data	Preterm births	no data
Child poverty	no data	Under-five stunting	no data
Violent discipline	no data	Inadequate supervision	no data

Young children at risk of poor development



Risk by sex and residence



Children with functional difficulty

no data

Children developmentally on-track

no data

At risk in 2005, 2010 and 2015, using a composite indicator of under-five stunting or poverty

Support and services for early childhood development: Nurturing care

Parents and caregivers need a facilitating environment of laws, policies, services and community support to assist them in providing their young children with nurturing care.

Facilitating environments

Health

- Treatment for HIV+ pregnant women: **no data**
- Careseeking for child pneumonia: **no data**
- Postnatal visits: **no data**
- Antenatal care (4 or more visits): **no data**

Nutrition

- Early initiation of breastfeeding: **no data**
- Exclusive breastfeeding: **no data**
- Minimum acceptable diet: **no data**

Early learning

- Early stimulation at home: **no data**
- Children's books in the home: **no data**
- Playthings at home: **no data**
- Attendance in early childhood education: **no data**



Responsive caregiving

- Public information about ECD
- Parental mental health
- Parent support (groups, home visits)
- Quality child day care
- Comparative country data urgently needed

Security and safety

- Birth registration: 100%
- Positive discipline: **no data**
- Basic drinking water: >99%
- Basic sanitation: >99%

Policies					
	<20%	20-39%	40-59%	60-79%	≥80%
Officially adopted national multisectoral ECD policy	X				
Child and family social protection					
Maternity leave (weeks)	None	<14	14 - <18	18 - <26	≥26
Paternity leave (weeks)	None	<14	14 - <18	18 - <26	≥26
International Code of Marketing of Breastmilk Substitutes (alignment)	Not	Slightly	Moderately	Substantially	

International conventions	
✓	Convention on the Rights of the Child
✓	Convention on the Rights of Persons with Disabilities
✓	CRC Optional Protocol on the Sale of Children, Child Prostitution and Child Pornography
✓	Hague Convention on Protection of Children and Cooperation in Respect of Intercountry Adoption



Lithuania

Countdown to 2030

Women's, Children's & Adolescents' Health

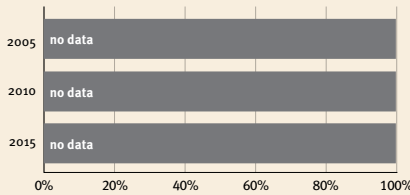
Demographics

Population	2,750,055
Annual births	26,206
Children under 5	136,037 (5%)
Under-five mortality	3/1,000

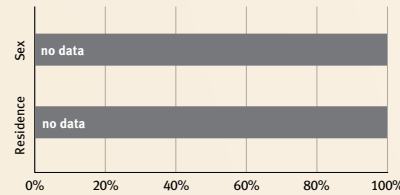
Threats to Early Childhood Development

Maternal mortality	9/100,000	Adolescent birth rate	8/1,000
Low birthweight	4%	Preterm births	6%
Child poverty	no data	Under-five stunting	0.045
Violent discipline	no data	Inadequate supervision	no data

Young children at risk of poor development



Risk by sex and residence



Children with functional difficulty

no data

Children developmentally on-track

no data

At risk in 2005, 2010 and 2015, using a composite indicator of under-five stunting or poverty

Support and services for early childhood development: Nurturing care

Parents and caregivers need a facilitating environment of laws, policies, services and community support to assist them in providing their young children with nurturing care.

Facilitating environments

Health

Treatment for HIV+ pregnant women: **no data**

Careseeking for child pneumonia: **no data**

Postnatal visits: **no data**

Antenatal care (4 or more visits): **no data**

Nutrition

Early initiation of breastfeeding: **no data**

Exclusive breastfeeding: **no data**

Minimum acceptable diet: **no data**

Early learning

Early stimulation at home: **no data**

Children's books in the home: **no data**

Playthings at home: **no data**

Attendance in early childhood education: **no data**



Responsive caregiving

Public information about ECD

Parental mental health

Parent support (groups, home visits)

Quality child day care

Comparative country data urgently needed

Security and safety

Birth registration: 100

Positive discipline: **no data**

Basic drinking water: 98

Basic sanitation: 95

Policies					
	<20%	20-39%	40-59%	60-79%	≥80%
Officially adopted national multisectoral ECD policy	X				
Child and family social protection					
Maternity leave (weeks)	None	<14	14 - <18	18 - <26	≥26
Paternity leave (weeks)	None	<14	14 - <18	18 - <26	≥26
International Code of Marketing of Breastmilk Substitutes (alignment)	Not	Slightly	Moderately	Substantially	

International conventions	
✓	Convention on the Rights of the Child
✓	Convention on the Rights of Persons with Disabilities
✓	CRC Optional Protocol on the Sale of Children, Child Prostitution and Child Pornography
✓	Hague Convention on Protection of Children and Cooperation in Respect of Intercountry Adoption



Luxembourg

Countdown to 2030

Women's, Children's & Adolescents' Health

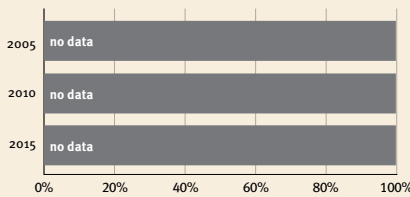
Demographics

Population	647,599
Annual births	6,675
Children under 5	33,571 (5%)
Under-five mortality	3/1,000

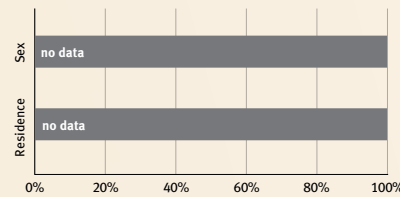
Threats to Early Childhood Development

Maternal mortality	6/100,000	Adolescent birth rate	4/1,000
Low birthweight	8%	Preterm births	8%
Child poverty	no data	Under-five stunting	no data
Violent discipline	no data	Inadequate supervision	no data

Young children at risk of poor development



Risk by sex and residence



Children with functional difficulty

no data

Children developmentally on-track

no data

At risk in 2005, 2010 and 2015, using a composite indicator of under-five stunting or poverty

Support and services for early childhood development: Nurturing care

Parents and caregivers need a facilitating environment of laws, policies, services and community support to assist them in providing their young children with nurturing care.

Facilitating environments

Policies					
	<20%	20-39%	40-59%	60-79%	≥80%
Officially adopted national multisectoral ECD policy	X				
Child and family social protection	None	<14	14 - <18	18 - <26	≥26
Maternity leave (weeks)	None	<14	14 - <18	18 - <26	≥26
Paternity leave (weeks)	None	<14	14 - <18	18 - <26	≥26
International Code of Marketing of Breastmilk Substitutes (alignment)	Not	Slightly	Moderately	Substantially	

Health

Treatment for HIV+ pregnant women

Careseeking for child pneumonia: no data

Postnatal visits: no data

Antenatal care (4 or more visits): 97%

Nutrition

Early initiation of breastfeeding: no data

Exclusive breastfeeding: no data

Minimum acceptable diet: no data

Early learning

Early stimulation at home

Children's books in the home: no data

Playthings at home: no data

Attendance in early childhood education: no data

Security and safety

Birth registration: 100

Positive discipline: no data

Basic drinking water: >99

Basic sanitation: 98

Responsive caregiving

Public information about ECD

Parental mental health

Parent support (groups, home visits)

Quality child day care

Comparative country data urgently needed

International conventions

✓	Convention on the Rights of the Child
✓	Convention on the Rights of Persons with Disabilities
✓	CRC Optional Protocol on the Sale of Children, Child Prostitution and Child Pornography
✓	Hague Convention on Protection of Children and Cooperation in Respect of Intercountry Adoption



Madagascar

Countdown to 2030

Women's, Children's & Adolescents' Health

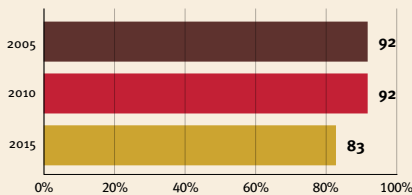
Demographics

Population	29,611,714
Annual births	906,130
Children under 5	4,212,553 (14%)
Under-five mortality	66/1,000

Threats to Early Childhood Development

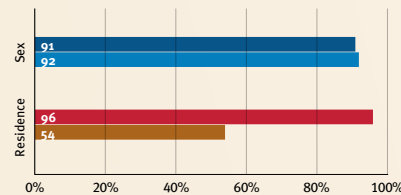
Maternal mortality	392/100,000	Adolescent birth rate	143/1,000
Low birthweight	19%	Preterm births	14%
Child poverty	86%	Under-five stunting	39%
Violent discipline	88%	Inadequate supervision	34%

Young children at risk of poor development



At risk in 2005, 2010 and 2015, using a composite indicator of under-five stunting or poverty

Risk by sex and residence



Children with functional difficulty

10%

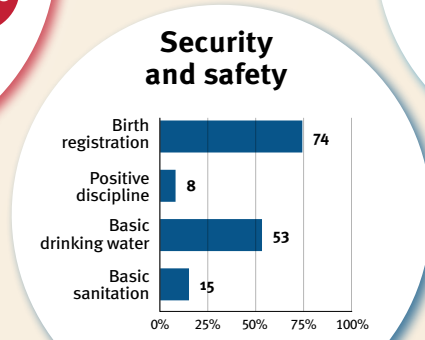

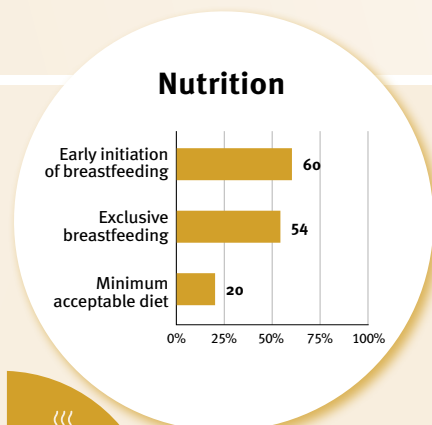
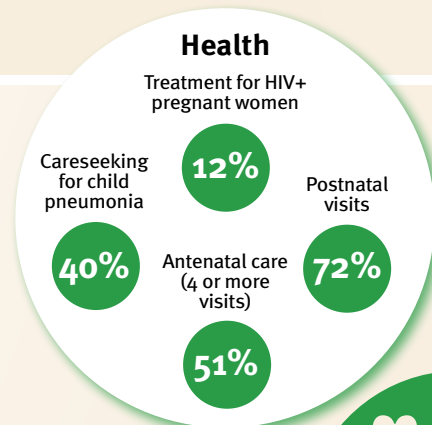
Children developmentally on-track

67%

Support and services for early childhood development: Nurturing care

Parents and caregivers need a facilitating environment of laws, policies, services and community support to assist them in providing their young children with nurturing care.

Facilitating environments



Policies					
	<20%	20-39%	40-59%	60-79%	≥80%
Officially adopted national multisectoral ECD policy	X				
Child and family social protection	None	<14	14 - <18	18 - <26	≥26
Maternity leave (weeks)	None	<14	14 - <18	18 - <26	≥26
Paternity leave (weeks)	None	<14	14 - <18	18 - <26	≥26
International Code of Marketing of Breastmilk Substitutes (alignment)	Not	Slightly	Moderately	Substantially	

International conventions	
✓	Convention on the Rights of the Child
✓	Convention on the Rights of Persons with Disabilities
✓	CRC Optional Protocol on the Sale of Children, Child Prostitution and Child Pornography
✓	Hague Convention on Protection of Children and Cooperation in Respect of Intercountry Adoption



Malawi

Countdown to 2030

Women's, Children's & Adolescents' Health

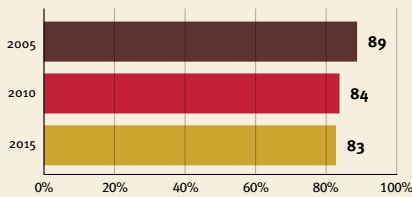
Demographics

Population	20,405,317
Annual births	665,678
Children under 5	3,086,309 (15%)
Under-five mortality	42/1,000

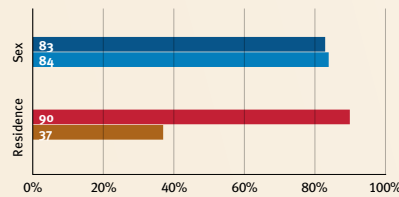
Threats to Early Childhood Development

Maternal mortality	381/100,000	Adolescent birth rate	136/1,000
Low birthweight	16%	Preterm births	18%
Child poverty	73%	Under-five stunting	34%
Violent discipline	80%	Inadequate supervision	44%

Young children at risk of poor development



Risk by sex and residence



Children with functional difficulty



Children developmentally on-track



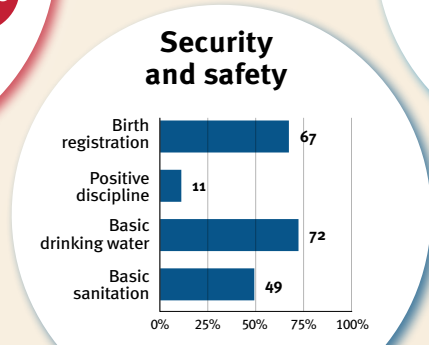

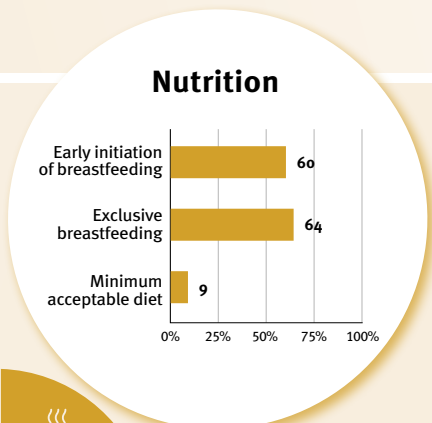
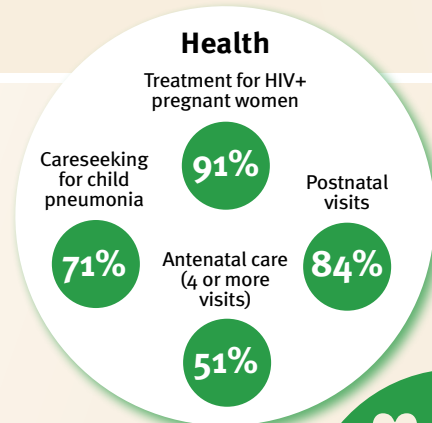
At risk in 2005, 2010 and 2015, using a composite indicator of under-five stunting or poverty

Support and services for early childhood development: Nurturing care

Parents and caregivers need a facilitating environment of laws, policies, services and community support to assist them in providing their young children with nurturing care.

Facilitating environments

Policies				
<20%	20-39%	40-59%	60-79%	≥80%
✓ Officially adopted national multisectoral ECD policy				
Child and family social protection				
None	<14	14 - <18	18 - <26	≥26
Maternity leave (weeks)				
None	<14	14 - <18	18 - <26	≥26
Paternity leave (weeks)				
Not	Slightly	Moderately	Substantially	
International Code of Marketing of Breastmilk Substitutes (alignment)				



International conventions	
✓	Convention on the Rights of the Child
✓	Convention on the Rights of Persons with Disabilities
✓	CRC Optional Protocol on the Sale of Children, Child Prostitution and Child Pornography
✗	Hague Convention on Protection of Children and Cooperation in Respect of Intercountry Adoption



Malaysia

Countdown to 2030

Women's, Children's & Adolescents' Health

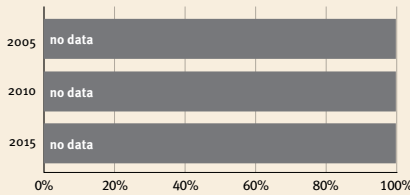
Demographics

Population	33,938,222
Annual births	509,232
Children under 5	2,557,706 (8%)
Under-five mortality	8/1,000

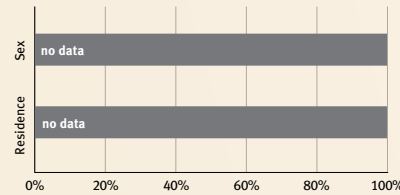
Threats to Early Childhood Development

Maternal mortality	21/100,000	Adolescent birth rate	8/1,000
Low birthweight	14%	Preterm births	12%
Child poverty	no data	Under-five stunting	22%
Violent discipline	71%	Inadequate supervision	3%

Young children at risk of poor development



Risk by sex and residence



Children with functional difficulty

no data

Children developmentally on-track

no data

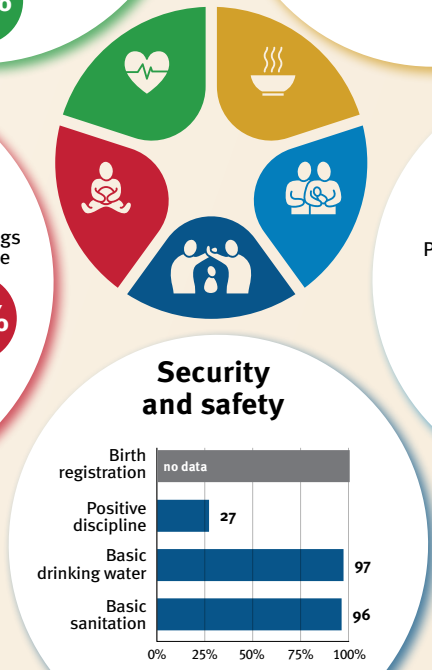

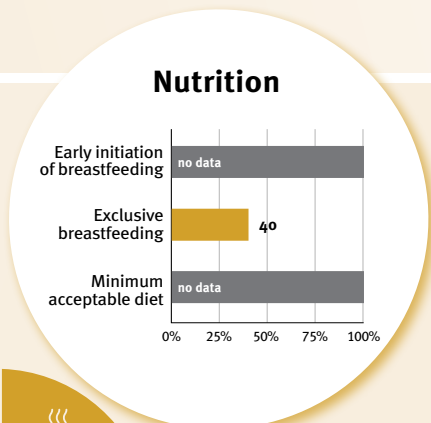
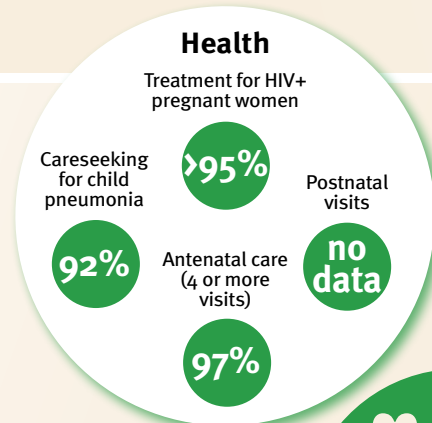
At risk in 2005, 2010 and 2015, using a composite indicator of under-five stunting or poverty

Support and services for early childhood development: Nurturing care

Parents and caregivers need a facilitating environment of laws, policies, services and community support to assist them in providing their young children with nurturing care.

Facilitating environments

Policies				
X	Officially adopted national multisectoral ECD policy			
<20%	20-39%	40-59%	60-79%	≥80%
Child and family social protection				
None	<14	14 - <18	18 - <26	≥26
Maternity leave (weeks)				
None	<14	14 - <18	18 - <26	≥26
Paternity leave (weeks)				
Not	Slightly	Moderately	Substantially	
International Code of Marketing of Breastmilk Substitutes (alignment)				



International conventions	
✓	Convention on the Rights of the Child
✓	Convention on the Rights of Persons with Disabilities
✓	CRC Optional Protocol on the Sale of Children, Child Prostitution and Child Pornography
X	Hague Convention on Protection of Children and Cooperation in Respect of Intercountry Adoption



Maldives

Countdown to 2030

Women's, Children's & Adolescents' Health

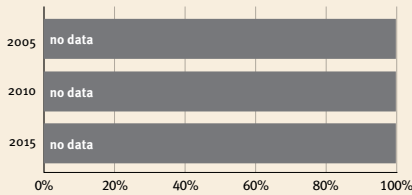
Demographics

Population	523,787
Annual births	7,197
Children under 5	37,300 (7%)
Under-five mortality	6/1,000

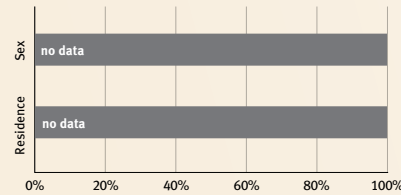
Threats to Early Childhood Development

Maternal mortality	57/100,000	Adolescent birth rate	5/1,000
Low birthweight	14%	Preterm births	8%
Child poverty	no data	Under-five stunting	14%
Violent discipline	no data	Inadequate supervision	12%

Young children at risk of poor development



Risk by sex and residence



Children with functional difficulty

no data

Children developmentally on-track

93%

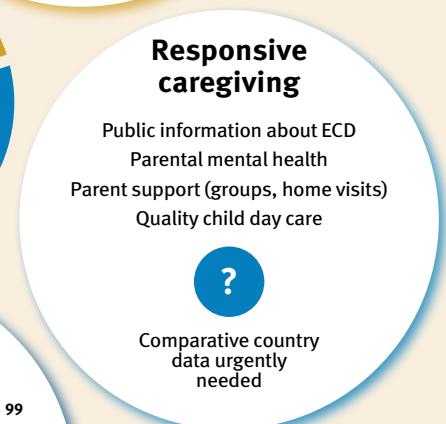
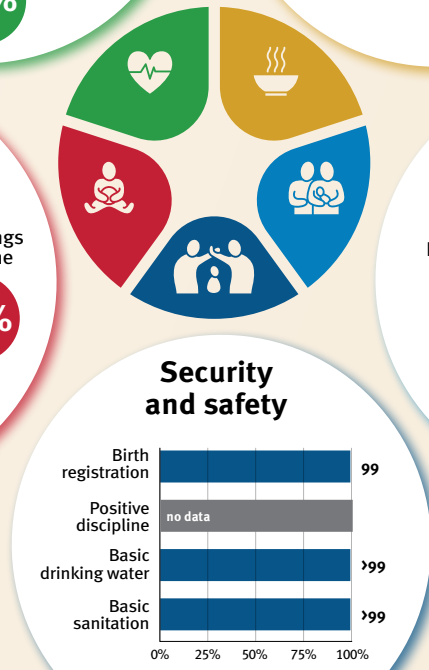

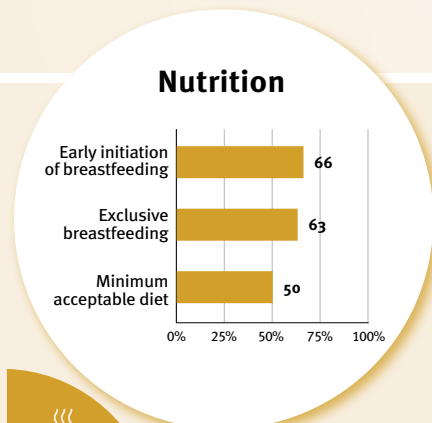
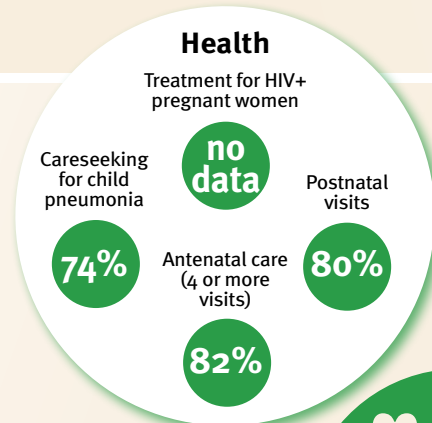
At risk in 2005, 2010 and 2015, using a composite indicator of under-five stunting or poverty

Support and services for early childhood development: Nurturing care

Parents and caregivers need a facilitating environment of laws, policies, services and community support to assist them in providing their young children with nurturing care.

Facilitating environments

Policies					
✓	<20%	20-39%	40-59%	60-79%	≥80%
Officially adopted national multisectoral ECD policy					
Child and family social protection					
None	<14	14 - <18	18 - <26	≥26	
Maternity leave (weeks)					
None	<14	14 - <18	18 - <26	≥26	
Paternity leave (weeks)					
Not	Slightly	Moderately	Substantially		
International Code of Marketing of Breastmilk Substitutes (alignment)					



International conventions

✓	Convention on the Rights of the Child
✓	Convention on the Rights of Persons with Disabilities
✓	CRC Optional Protocol on the Sale of Children, Child Prostitution and Child Pornography
✗	Hague Convention on Protection of Children and Cooperation in Respect of Intercountry Adoption



Mali

Countdown to 2030

Women's, Children's & Adolescents' Health

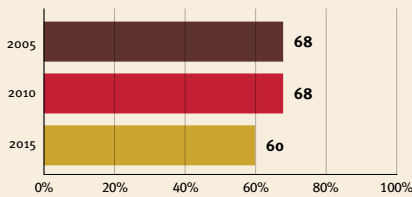
Demographics

Population	22,593,591
Annual births	932,317
Children under 5	4,100,937 (18%)
Under-five mortality	97/1,000

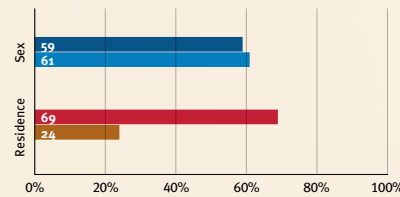
Threats to Early Childhood Development

Maternal mortality	440/100,000	Adolescent birth rate	164/1,000
Low birthweight	no data	Preterm births	12%
Child poverty	53%	Under-five stunting	24%
Violent discipline	75%	Inadequate supervision	32%

Young children at risk of poor development



Risk by sex and residence



Children with functional difficulty

no data

Children developmentally on-track

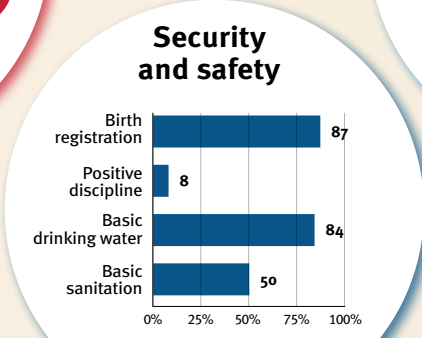
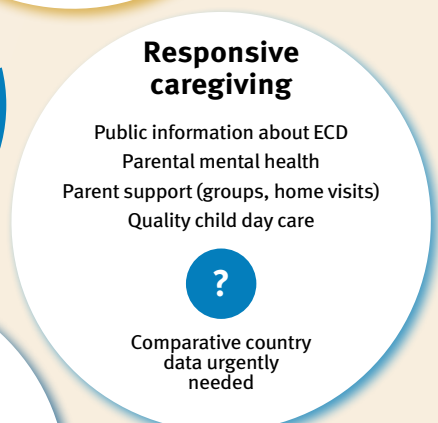

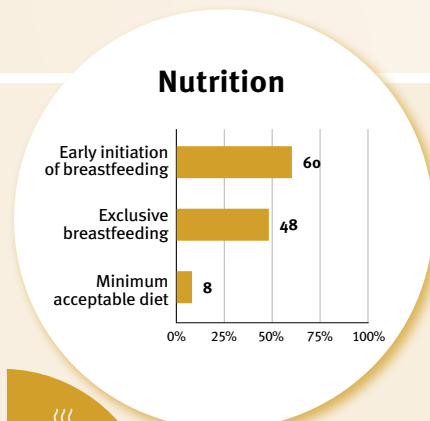
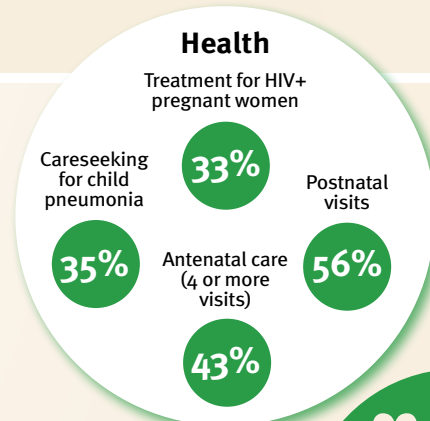
62%

At risk in 2005, 2010 and 2015, using a composite indicator of under-five stunting or poverty

Support and services for early childhood development: Nurturing care

Parents and caregivers need a facilitating environment of laws, policies, services and community support to assist them in providing their young children with nurturing care.

Facilitating environments



Policies					
✓	<20%	20-39%	40-59%	60-79%	≥80%
Officially adopted national multisectoral ECD policy					
Child and family social protection					
None	<14	14 - <18	18 - <26	≥26	
Maternity leave (weeks)					
None	<14	14 - <18	18 - <26	≥26	
Paternity leave (weeks)					
Not	Slightly	Moderately	Substantially		
International Code of Marketing of Breastmilk Substitutes (alignment)					

International conventions	
✓	Convention on the Rights of the Child
✓	Convention on the Rights of Persons with Disabilities
✓	CRC Optional Protocol on the Sale of Children, Child Prostitution and Child Pornography
✓	Hague Convention on Protection of Children and Cooperation in Respect of Intercountry Adoption



Malta

Countdown to 2030

Women's, Children's & Adolescents' Health

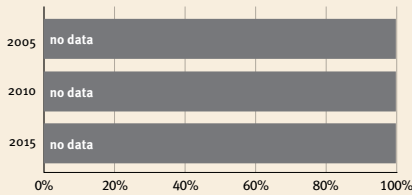
Demographics

Population	533,286
Annual births	4,857
Children under 5	23,606 (4%)
Under-five mortality	6/1,000

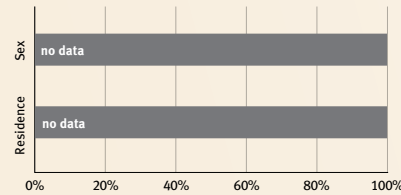
Threats to Early Childhood Development

Maternal mortality	3/100,000	Adolescent birth rate	11/1,000
Low birthweight	7%	Preterm births	6%
Child poverty	no data	Under-five stunting	no data
Violent discipline	no data	Inadequate supervision	no data

Young children at risk of poor development



Risk by sex and residence



Children with functional difficulty

no data

Children developmentally on-track

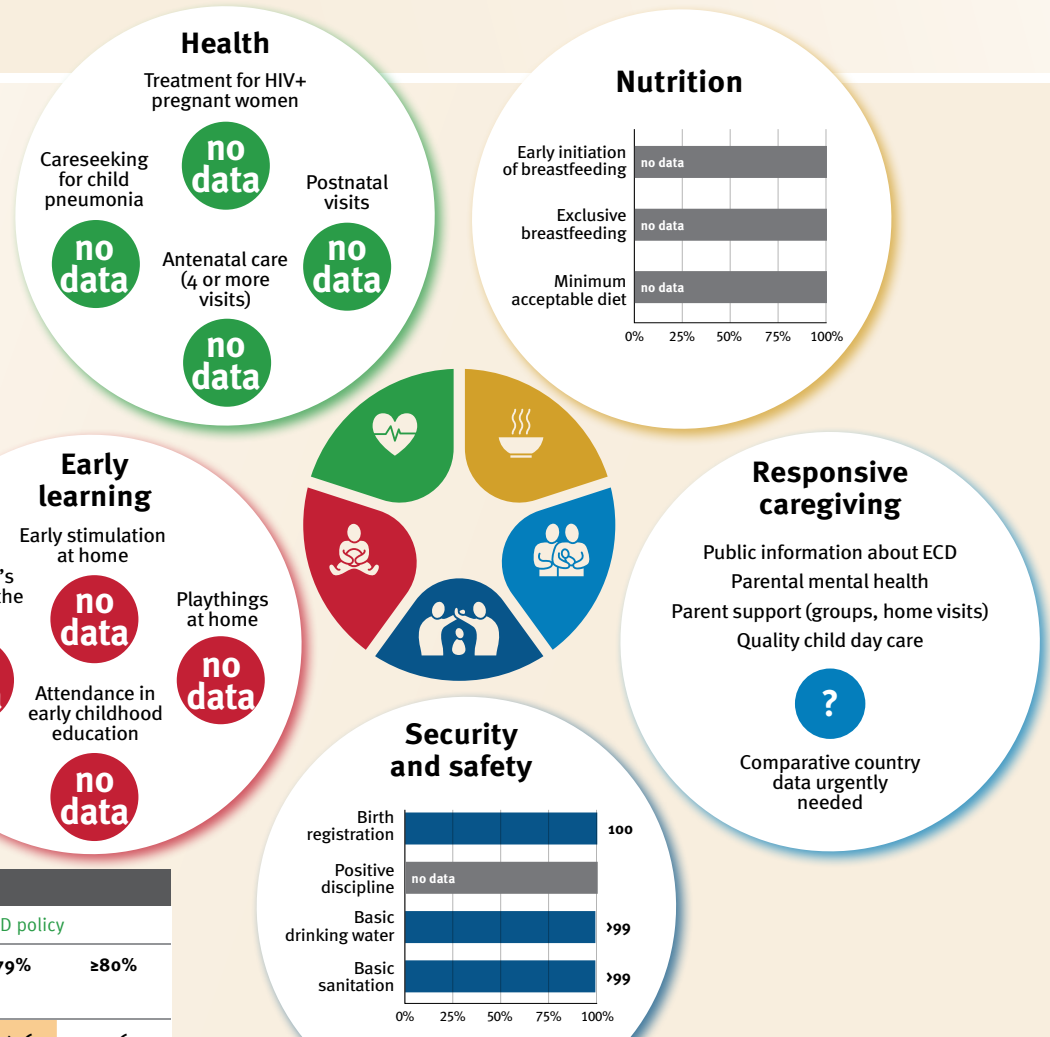
no data

At risk in 2005, 2010 and 2015, using a composite indicator of under-five stunting or poverty

Support and services for early childhood development: Nurturing care

Parents and caregivers need a facilitating environment of laws, policies, services and community support to assist them in providing their young children with nurturing care.

Facilitating environments



Policies					
✓	Officially adopted national multisectoral ECD policy				
	<20%	20-39%	40-59%	60-79%	≥80%
Child and family social protection					
None	<14	14 - <18	18 - <26	≥26	
Maternity leave (weeks)					
None	<14	14 - <18	18 - <26	≥26	
Paternity leave (weeks)					
Not	Slightly	Moderately	Substantially		
International Code of Marketing of Breastmilk Substitutes (alignment)					

International conventions	
✓	Convention on the Rights of the Child
✓	Convention on the Rights of Persons with Disabilities
✓	CRC Optional Protocol on the Sale of Children, Child Prostitution and Child Pornography
✓	Hague Convention on Protection of Children and Cooperation in Respect of Intercountry Adoption



Marshall Islands

Countdown to 2030

Women's, Children's & Adolescents' Health

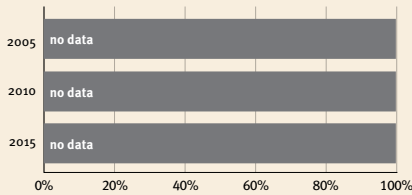
Demographics

Population	41,569
Annual births	770
Children under 5	4,194 (10%)
Under-five mortality	30/1,000

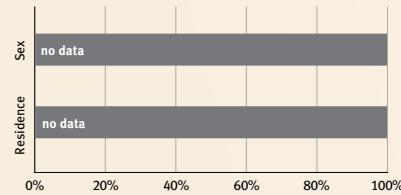
Threats to Early Childhood Development

Maternal mortality	-/100,000	Adolescent birth rate	82/1,000
Low birthweight	no data	Preterm births	12%
Child poverty	no data	Under-five stunting	31%
Violent discipline	no data	Inadequate supervision	9%

Young children at risk of poor development



Risk by sex and residence



Children with functional difficulty

no data

Children developmentally on-track

79%

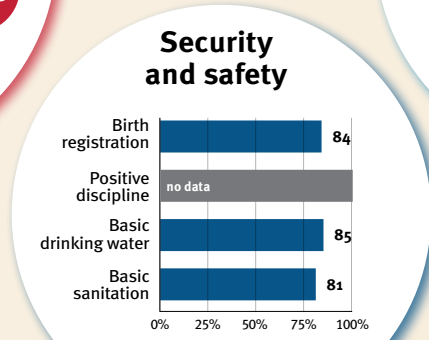
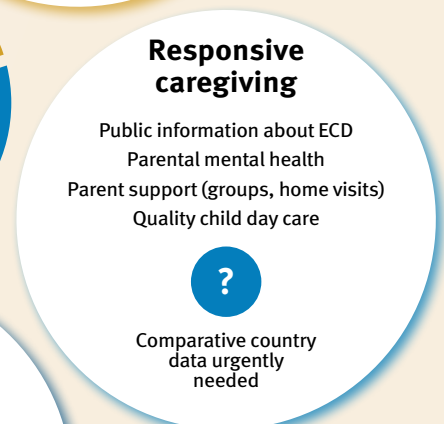

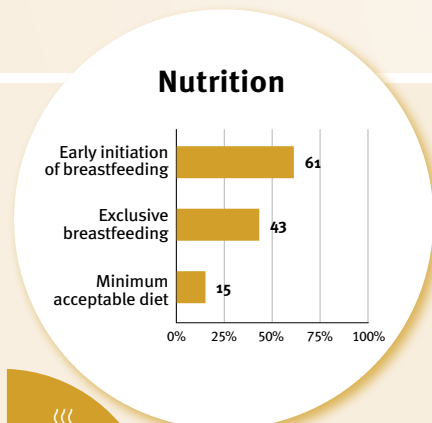
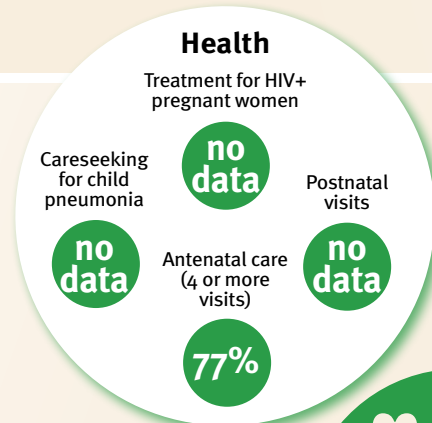
At risk in 2005, 2010 and 2015, using a composite indicator of under-five stunting or poverty

Support and services for early childhood development: Nurturing care

Parents and caregivers need a facilitating environment of laws, policies, services and community support to assist them in providing their young children with nurturing care.

Facilitating environments

Policies				
✓	20-39%	40-59%	60-79%	≥80%
Officially adopted national multisectoral ECD policy				
Child and family social protection				
None	<14	14 - <18	18 - <26	≥26
Maternity leave (weeks)				
None	<14	14 - <18	18 - <26	≥26
Paternity leave (weeks)				
Not	Slightly	Moderately	Substantially	
International Code of Marketing of Breastmilk Substitutes (alignment)				



International conventions	
✓	Convention on the Rights of the Child
✓	Convention on the Rights of Persons with Disabilities
✓	CRC Optional Protocol on the Sale of Children, Child Prostitution and Child Pornography
✗	Hague Convention on Protection of Children and Cooperation in Respect of Intercountry Adoption



Mauritania

Countdown to 2030

Women's, Children's & Adolescents' Health

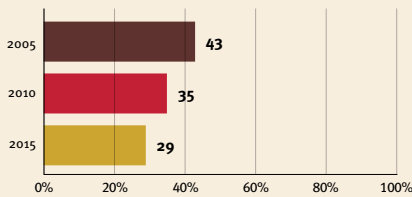
Demographics

Population	4,736,139
Annual births	156,047
Children under 5	707,780 (15%)
Under-five mortality	41/1,000

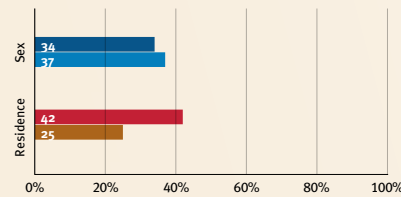
Threats to Early Childhood Development

Maternal mortality	464/100,000	Adolescent birth rate	90/1,000
Low birthweight	no data	Preterm births	15%
Child poverty	10%	Under-five stunting	22%
Violent discipline	71%	Inadequate supervision	34%

Young children at risk of poor development



Risk by sex and residence



Children with functional difficulty

no data

Children developmentally on-track

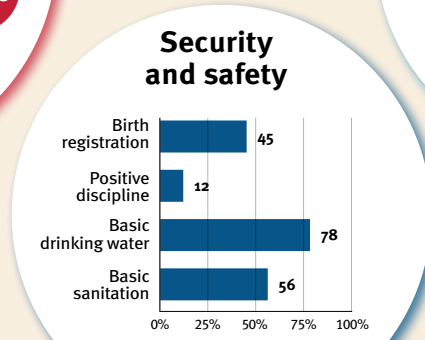
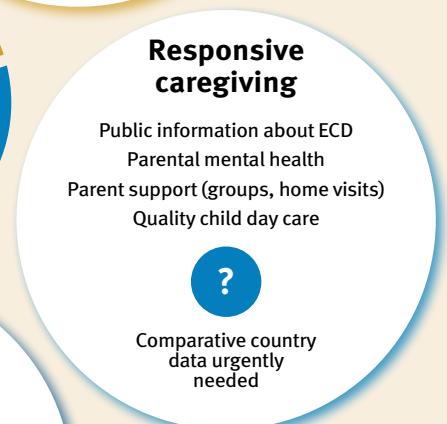

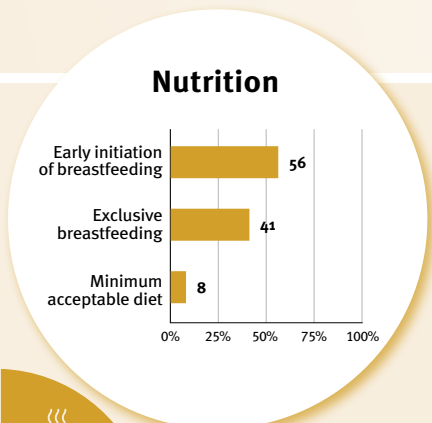
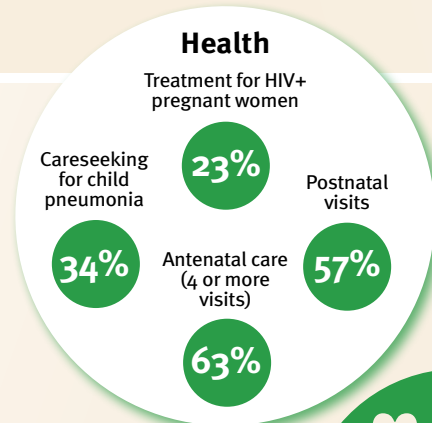
60%

At risk in 2005, 2010 and 2015, using a composite indicator of under-five stunting or poverty

Support and services for early childhood development: Nurturing care

Parents and caregivers need a facilitating environment of laws, policies, services and community support to assist them in providing their young children with nurturing care.

Facilitating environments



Policies					
✓	Officially adopted national multisectoral ECD policy				
	<20%	20-39%	40-59%	60-79%	≥80%
	Child and family social protection				
None	<14	14 - <18	18 - <26	≥26	
	Maternity leave (weeks)				
None	<14	14 - <18	18 - <26	≥26	
	Paternity leave (weeks)				
Not	Slightly	Moderately	Substantially		
International Code of Marketing of Breastmilk Substitutes (alignment)					

International conventions	
✓	Convention on the Rights of the Child
✓	Convention on the Rights of Persons with Disabilities
✓	CRC Optional Protocol on the Sale of Children, Child Prostitution and Child Pornography
✗	Hague Convention on Protection of Children and Cooperation in Respect of Intercountry Adoption



Mauritius

Countdown to 2030

Women's, Children's & Adolescents' Health

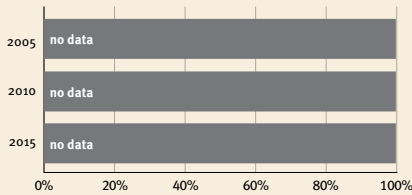
Demographics

Population	1,299,469
Annual births	13,266
Children under 5	66,130 (5%)
Under-five mortality	17/1,000

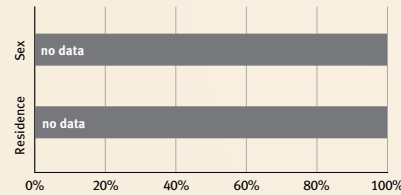
Threats to Early Childhood Development

Maternal mortality	84/100,000	Adolescent birth rate	21/1,000
Low birthweight	19%	Preterm births	13%
Child poverty	no data	Under-five stunting	9%
Violent discipline	no data	Inadequate supervision	no data

Young children at risk of poor development



Risk by sex and residence



Children with functional difficulty

no data

Children developmentally on-track

no data

At risk in 2005, 2010 and 2015, using a composite indicator of under-five stunting or poverty

Support and services for early childhood development: Nurturing care

Parents and caregivers need a facilitating environment of laws, policies, services and community support to assist them in providing their young children with nurturing care.

Facilitating environments

Policies					
✓	Officially adopted national multisectoral ECD policy				
	<20%	20-39%	40-59%	60-79%	≥80%
	Child and family social protection				
None	<14	14 - <18	18 - <26	≥26	
	Maternity leave (weeks)				
None	<14	14 - <18	18 - <26	≥26	
	Paternity leave (weeks)				
Not	Slightly	Moderately	Substantially		
	International Code of Marketing of Breastmilk Substitutes (alignment)				

Health

- Treatment for HIV+ pregnant women: no data
- Careseeking for child pneumonia: no data
- Postnatal visits: no data
- Antenatal care (4 or more visits): no data

Nutrition

- Early initiation of breastfeeding: no data
- Exclusive breastfeeding: no data
- Minimum acceptable diet: no data

Early learning

- Early stimulation at home: no data
- Children's books in the home: no data
- Playthings at home: no data
- Attendance in early childhood education: no data

Security and safety

- Birth registration: no data
- Positive discipline: no data
- Basic drinking water: >99%
- Basic sanitation: no data

Responsive caregiving

- Public information about ECD
- Parental mental health
- Parent support (groups, home visits)
- Quality child day care
- Comparative country data urgently needed

International conventions	
✓	Convention on the Rights of the Child
✓	Convention on the Rights of Persons with Disabilities
✓	CRC Optional Protocol on the Sale of Children, Child Prostitution and Child Pornography
✓	Hague Convention on Protection of Children and Cooperation in Respect of Intercountry Adoption



Mexico

Countdown to 2030

Women's, Children's & Adolescents' Health

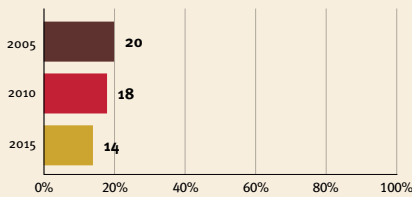
Demographics

Population	127,504,126
Annual births	1,866,399
Children under 5	9,663,959 (8%)
Under-five mortality	13/1,000

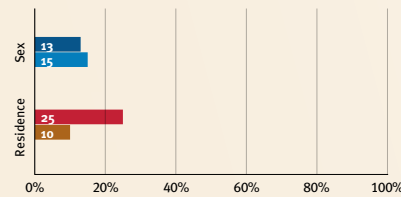
Threats to Early Childhood Development

Maternal mortality	59/100,000	Adolescent birth rate	51/1,000
Low birthweight	10%	Preterm births	7%
Child poverty	3%	Under-five stunting	13%
Violent discipline	51%	Inadequate supervision	11%

Young children at risk of poor development



Risk by sex and residence



Children with functional difficulty



Children developmentally on-track

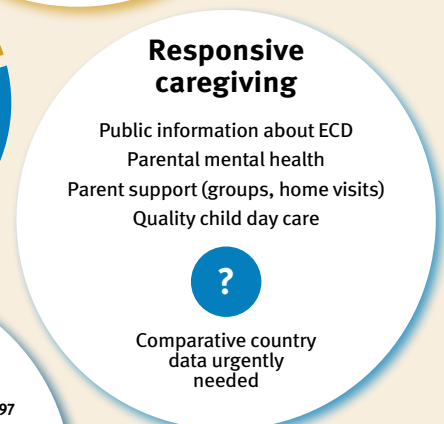
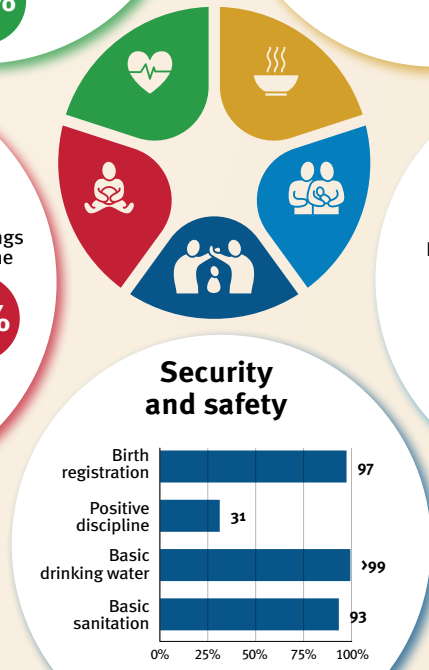

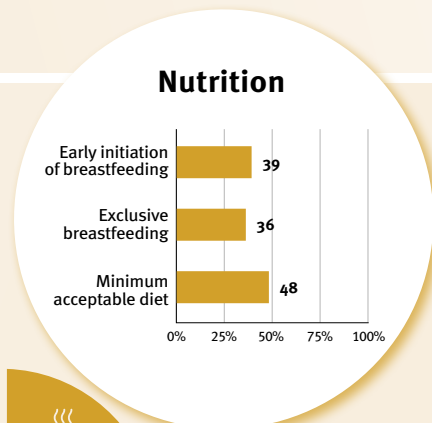
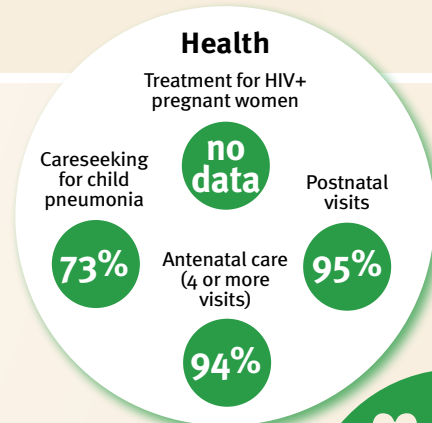


At risk in 2005, 2010 and 2015, using a composite indicator of under-five stunting or poverty

Support and services for early childhood development: Nurturing care

Parents and caregivers need a facilitating environment of laws, policies, services and community support to assist them in providing their young children with nurturing care.

Facilitating environments



Policies				
<20%	20-39%	40-59%	60-79%	≥80%
✓ Officially adopted national multisectoral ECD policy				
Child and family social protection				
None	<14	14 - <18	18 - <26	≥26
Maternity leave (weeks)				
None	<14	14 - <18	18 - <26	≥26
Paternity leave (weeks)				
Not	Slightly	Moderately	Substantially	
International Code of Marketing of Breastmilk Substitutes (alignment)				

International conventions	
✓	Convention on the Rights of the Child
✓	Convention on the Rights of Persons with Disabilities
✓	CRC Optional Protocol on the Sale of Children, Child Prostitution and Child Pornography
✓	Hague Convention on Protection of Children and Cooperation in Respect of Intercountry Adoption



Micronesia (Federated States of)

Countdown to 2030

Women's, Children's & Adolescents' Health

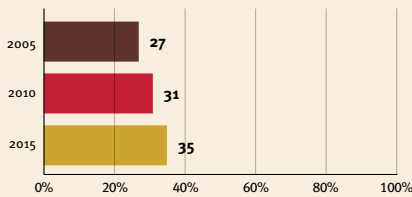
Demographics

Population	114,164
Annual births	2,368
Children under 5	11,374 (10%)
Under-five mortality	25/1,000

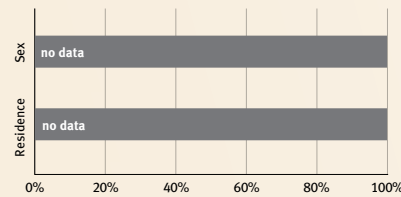
Threats to Early Childhood Development

Maternal mortality	74/100,000	Adolescent birth rate	33/1,000
Low birthweight	no data	Preterm births	11%
Child poverty	no data	Under-five stunting	no data
Violent discipline	no data	Inadequate supervision	no data

Young children at risk of poor development



Risk by sex and residence



Children with functional difficulty

no data

Children developmentally on-track

no data

At risk in 2005, 2010 and 2015, using a composite indicator of under-five stunting or poverty

Support and services for early childhood development: Nurturing care

Parents and caregivers need a facilitating environment of laws, policies, services and community support to assist them in providing their young children with nurturing care.

Facilitating environments

Policies					
✓	<20%	20-39%	40-59%	60-79%	≥80%
Officially adopted national multisectoral ECD policy					
Child and family social protection					
None	<14	14 - <18	18 - <26	≥26	
Maternity leave (weeks)					
None	<14	14 - <18	18 - <26	≥26	
Paternity leave (weeks)					
Not	Slightly	Moderately	Substantially		
International Code of Marketing of Breastmilk Substitutes (alignment)					

Health

- Treatment for HIV+ pregnant women: no data
- Careseeking for child pneumonia: no data
- Postnatal visits: no data
- Antenatal care (4 or more visits): no data

Nutrition

- Early initiation of breastfeeding: no data
- Exclusive breastfeeding: no data
- Minimum acceptable diet: no data

Early learning

- Early stimulation at home: no data
- Children's books in the home: no data
- Playthings at home: no data
- Attendance in early childhood education: no data



Responsive caregiving

- Public information about ECD
- Parental mental health
- Parent support (groups, home visits)
- Quality child day care
- Comparative country data urgently needed

Security and safety

- Birth registration: no data
- Positive discipline: no data
- Basic drinking water: no data
- Basic sanitation: no data

International conventions	
✓	Convention on the Rights of the Child
✓	Convention on the Rights of Persons with Disabilities
✓	CRC Optional Protocol on the Sale of Children, Child Prostitution and Child Pornography
✗	Hague Convention on Protection of Children and Cooperation in Respect of Inter-country Adoption



Monaco

Countdown to 2030

Women's, Children's & Adolescents' Health

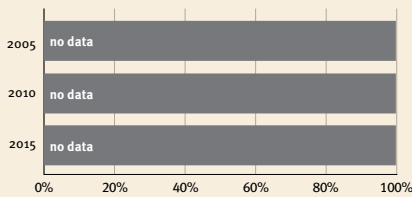
Demographics

Population	36,469
Annual births	319
Children under 5	1,636 (4%)
Under-five mortality	3/1,000

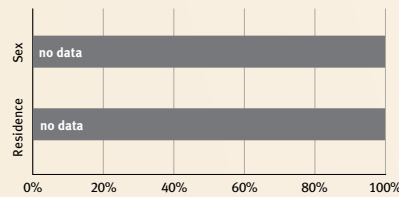
Threats to Early Childhood Development

Maternal mortality	-/100,000	Adolescent birth rate	no data/1,000
Low birthweight	7%	Preterm births	no data
Child poverty	no data	Under-five stunting	no data
Violent discipline	no data	Inadequate supervision	no data

Young children at risk of poor development



Risk by sex and residence



Children with functional difficulty

no data

Children developmentally on-track

no data

At risk in 2005, 2010 and 2015, using a composite indicator of under-five stunting or poverty

Support and services for early childhood development: Nurturing care

Parents and caregivers need a facilitating environment of laws, policies, services and community support to assist them in providing their young children with nurturing care.

Facilitating environments

Health

- Treatment for HIV+ pregnant women: **no data**
- Careseeking for child pneumonia: **no data**
- Postnatal visits: **no data**
- Antenatal care (4 or more visits): **no data**

Nutrition

- Early initiation of breastfeeding: **no data**
- Exclusive breastfeeding: **no data**
- Minimum acceptable diet: **no data**

Early learning

- Early stimulation at home: **no data**
- Children's books in the home: **no data**
- Playthings at home: **no data**
- Attendance in early childhood education: **no data**

Responsive caregiving

- Public information about ECD
- Parental mental health
- Parent support (groups, home visits)
- Quality child day care
- Comparative country data urgently needed

Security and safety

- Birth registration: 100%
- Positive discipline: **no data**
- Basic drinking water: >99%
- Basic sanitation: >99%

Policies					
	<20%	20-39%	40-59%	60-79%	≥80%
Officially adopted national multisectoral ECD policy	X				
Child and family social protection	None	<14	14 - <18	18 - <26	≥26
Maternity leave (weeks)	None	<14	14 - <18	18 - <26	≥26
Paternity leave (weeks)	None	<14	14 - <18	18 - <26	≥26
International Code of Marketing of Breastmilk Substitutes (alignment)	Not	Slightly	Moderately	Substantially	

International conventions	
✓	Convention on the Rights of the Child
✓	Convention on the Rights of Persons with Disabilities
✓	CRC Optional Protocol on the Sale of Children, Child Prostitution and Child Pornography
✓	Hague Convention on Protection of Children and Cooperation in Respect of Intercountry Adoption



Mongolia

Countdown to 2030

Women's, Children's & Adolescents' Health

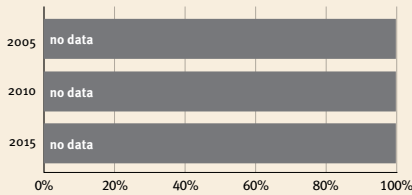
Demographics

Population	3,398,366
Annual births	69,481
Children under 5	370,684 (11%)
Under-five mortality	15/1,000

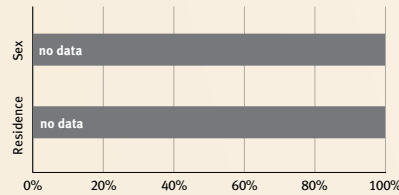
Threats to Early Childhood Development

Maternal mortality	39/100,000	Adolescent birth rate	27/1,000
Low birthweight	5%	Preterm births	14%
Child poverty	no data	Under-five stunting	6%
Violent discipline	47%	Inadequate supervision	13%

Young children at risk of poor development



Risk by sex and residence



Children with functional difficulty



Children developmentally on-track



At risk in 2005, 2010 and 2015, using a composite indicator of under-five stunting or poverty

Support and services for early childhood development: Nurturing care

Parents and caregivers need a facilitating environment of laws, policies, services and community support to assist them in providing their young children with nurturing care.

Facilitating environments

Policies					
✔	<20%	20-39%	40-59%	60-79%	≥80%
Officially adopted national multisectoral ECD policy					
Child and family social protection					
None	<14	14 - <18	18 - <26	≥26	
Maternity leave (weeks)					
None	<14	14 - <18	18 - <26	≥26	
Paternity leave (weeks)					
Not	Slightly	Moderately	Substantially		
International Code of Marketing of Breastmilk Substitutes (alignment)					

Health

Treatment for HIV+ pregnant women

Careseeking for child pneumonia: **76%**

Antenatal care (4 or more visits): **89%**

Postnatal visits: **94%**

no data

Nutrition

Early initiation of breastfeeding: **70%**

Exclusive breastfeeding: **58%**

Minimum acceptable diet: **28%**

Early learning

Early stimulation at home

Children's books in the home: **29%**

Playthings at home: **65%**

Attendance in early childhood education: **74%**

Security and safety

Birth registration: **100%**

Positive discipline: **38%**

Basic drinking water: **84%**

Basic sanitation: **70%**

Responsive caregiving

Public information about ECD

Parental mental health

Parent support (groups, home visits)

Quality child day care

Comparative country data urgently needed

International conventions

✔	Convention on the Rights of the Child
✔	Convention on the Rights of Persons with Disabilities
✔	CRC Optional Protocol on the Sale of Children, Child Prostitution and Child Pornography
✔	Hague Convention on Protection of Children and Cooperation in Respect of Intercountry Adoption



Montenegro

Countdown to 2030

Women's, Children's & Adolescents' Health

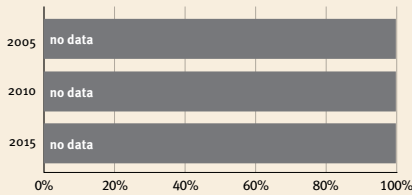
Demographics

Population	627,083
Annual births	6,859
Children under 5	36,039 (6%)
Under-five mortality	2/1,000

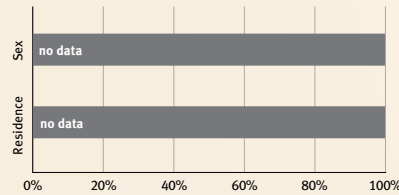
Threats to Early Childhood Development

Maternal mortality	6/100,000	Adolescent birth rate	9/1,000
Low birthweight	6%	Preterm births	9%
Child poverty	no data	Under-five stunting	8%
Violent discipline	62%	Inadequate supervision	5%

Young children at risk of poor development



Risk by sex and residence



Children with functional difficulty



Children developmentally on-track



At risk in 2005, 2010 and 2015, using a composite indicator of under-five stunting or poverty

Support and services for early childhood development: Nurturing care

Parents and caregivers need a facilitating environment of laws, policies, services and community support to assist them in providing their young children with nurturing care.

Facilitating environments

Health

Treatment for HIV+ pregnant women

Careseeking for child pneumonia: **89%**

Antenatal care (4 or more visits): **94%**

Postnatal visits: **86%**

no data

Nutrition

Early initiation of breastfeeding: 24

Exclusive breastfeeding: 20

Minimum acceptable diet: 48

Early learning

Early stimulation at home: **91%**

Children's books in the home: **58%**

Playthings at home: **64%**

Attendance in early childhood education: **53%**



Responsive caregiving

Public information about ECD

Parental mental health

Parent support (groups, home visits)

Quality child day care

Comparative country data urgently needed

Security and safety

Birth registration: 99

Positive discipline: 16

Basic drinking water: 99

Basic sanitation: 98

Policies					
✓	Officially adopted national multisectoral ECD policy				
	<20%	20-39%	40-59%	60-79%	≥80%
	Child and family social protection				
None	<14	14 - <18	18 - <26	≥26	
	Maternity leave (weeks)				
None	<14	14 - <18	18 - <26	≥26	
	Paternity leave (weeks)				
Not	Slightly	Moderately	Substantially		
	International Code of Marketing of Breastmilk Substitutes (alignment)				

International conventions	
✓	Convention on the Rights of the Child
✓	Convention on the Rights of Persons with Disabilities
✓	CRC Optional Protocol on the Sale of Children, Child Prostitution and Child Pornography
✓	Hague Convention on Protection of Children and Cooperation in Respect of Intercountry Adoption



Morocco

Countdown to 2030

Women's, Children's & Adolescents' Health

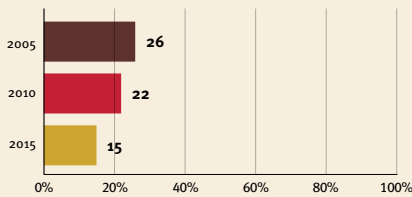
Demographics

Population	37,457,971
Annual births	643,109
Children under 5	3,251,093 (9%)
Under-five mortality	18/1,000

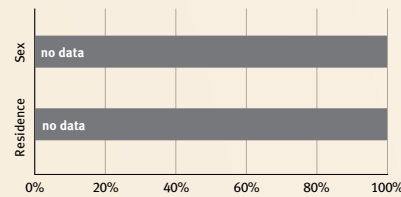
Threats to Early Childhood Development

Maternal mortality	72/100,000	Adolescent birth rate	22/1,000
Low birthweight	15%	Preterm births	7%
Child poverty	no data	Under-five stunting	13%
Violent discipline	89%	Inadequate supervision	7%

Young children at risk of poor development



Risk by sex and residence



Children with functional difficulty

no data

Children developmentally on-track

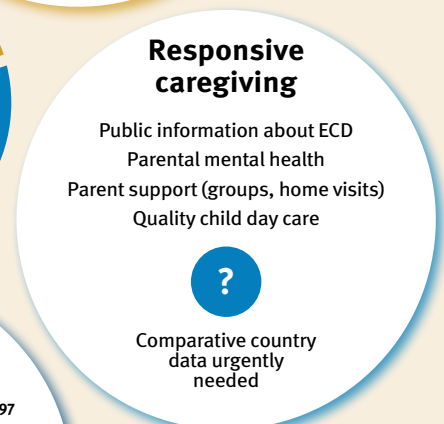
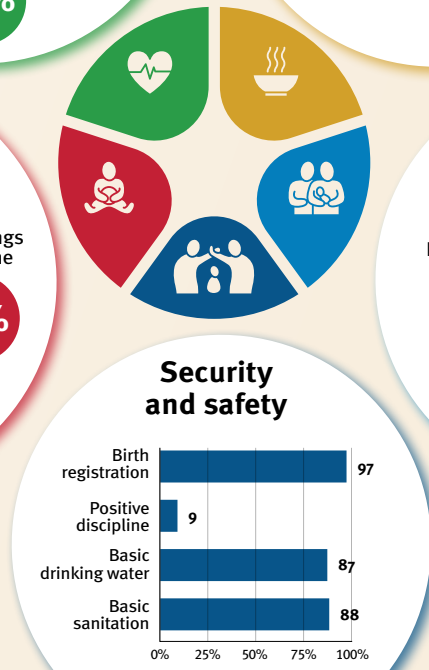

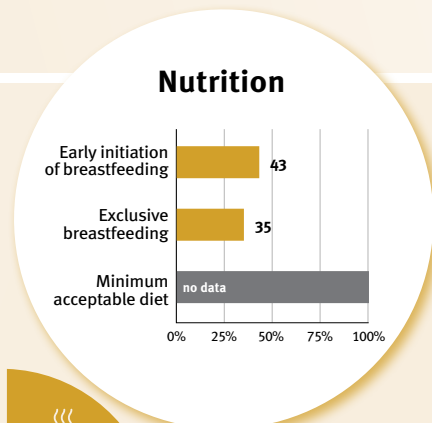
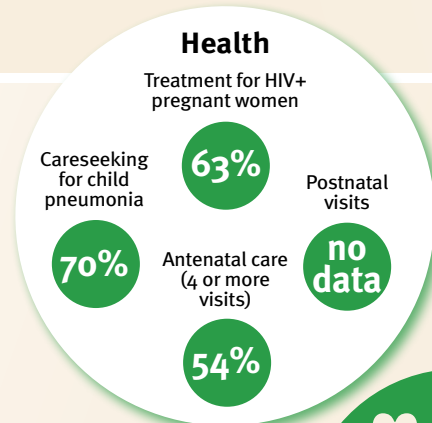
no data

At risk in 2005, 2010 and 2015, using a composite indicator of under-five stunting or poverty

Support and services for early childhood development: Nurturing care

Parents and caregivers need a facilitating environment of laws, policies, services and community support to assist them in providing their young children with nurturing care.

Facilitating environments



Policies					
	<20%	20-39%	40-59%	60-79%	≥80%
Child and family social protection	None	<14	14 - <18	18 - <26	≥26
Maternity leave (weeks)	None	<14	14 - <18	18 - <26	≥26
Paternity leave (weeks)	None	<14	14 - <18	18 - <26	≥26
International Code of Marketing of Breastmilk Substitutes (alignment)	Not	Slightly	Moderately	Substantially	

International conventions	
✓	Convention on the Rights of the Child
✓	Convention on the Rights of Persons with Disabilities
✓	CRC Optional Protocol on the Sale of Children, Child Prostitution and Child Pornography
✗	Hague Convention on Protection of Children and Cooperation in Respect of Inter-country Adoption



Mozambique

Countdown to 2030

Women's, Children's & Adolescents' Health

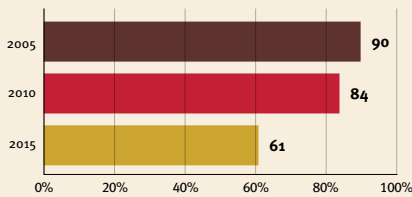
Demographics

Population	32,969,519
Annual births	1,191,147
Children under 5	5,367,719 (16%)
Under-five mortality	70/1,000

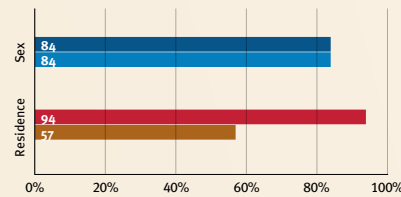
Threats to Early Childhood Development

Maternal mortality	127/100,000	Adolescent birth rate	180/1,000
Low birthweight	18%	Preterm births	16%
Child poverty	82%	Under-five stunting	36%
Violent discipline	no data	Inadequate supervision	33%

Young children at risk of poor development



Risk by sex and residence



Children with functional difficulty

no data

Children developmentally on-track

no data

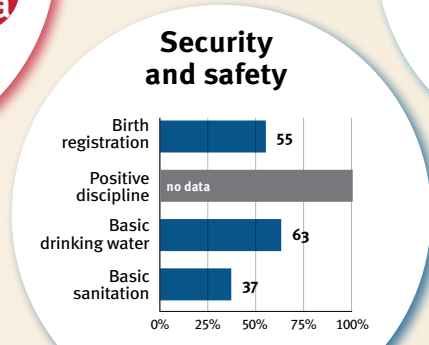
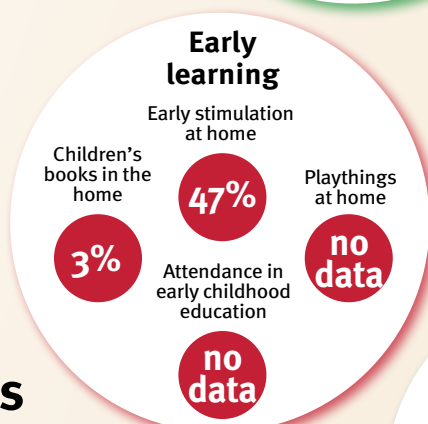
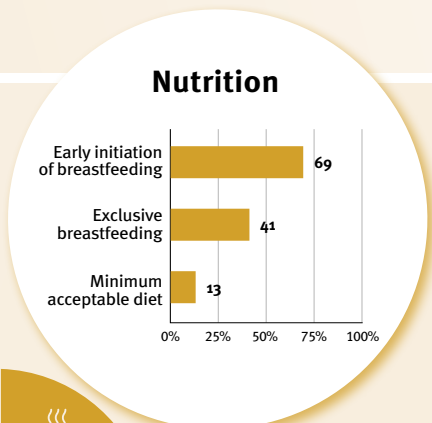
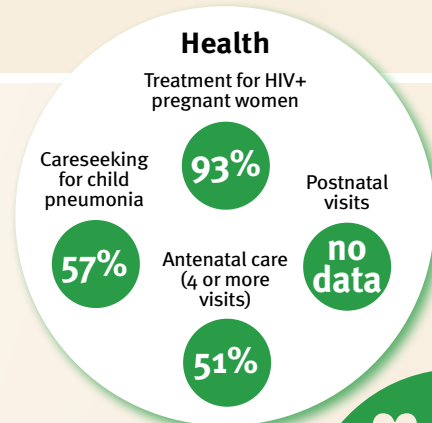
At risk in 2005, 2010 and 2015, using a composite indicator of under-five stunting or poverty

Support and services for early childhood development: Nurturing care

Parents and caregivers need a facilitating environment of laws, policies, services and community support to assist them in providing their young children with nurturing care.

Facilitating environments

Policies					
✓	<20%	20-39%	40-59%	60-79%	≥80%
Officially adopted national multisectoral ECD policy					
Child and family social protection					
None	<14	14 - <18	18 - <26	≥26	
Maternity leave (weeks)					
None	<14	14 - <18	18 - <26	≥26	
Paternity leave (weeks)					
Not	Slightly	Moderately	Substantially		
International Code of Marketing of Breastmilk Substitutes (alignment)					



International conventions	
✓	Convention on the Rights of the Child
✓	Convention on the Rights of Persons with Disabilities
✓	CRC Optional Protocol on the Sale of Children, Child Prostitution and Child Pornography
✗	Hague Convention on Protection of Children and Cooperation in Respect of Intercountry Adoption



Myanmar

Countdown to 2030

Women's, Children's & Adolescents' Health

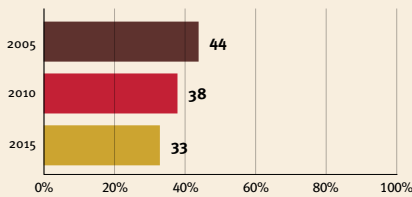
Demographics

Population	54,179,306
Annual births	912,252
Children under 5	4,467,323 (8%)
Under-five mortality	42/1,000

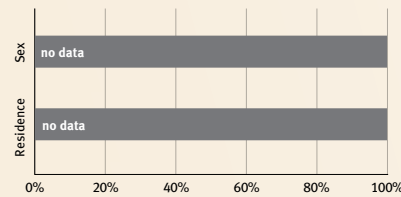
Threats to Early Childhood Development

Maternal mortality	179/100,000	Adolescent birth rate	25/1,000
Low birthweight	12%	Preterm births	12%
Child poverty	11%	Under-five stunting	24%
Violent discipline	80%	Inadequate supervision	13%

Young children at risk of poor development



Risk by sex and residence



Children with functional difficulty

no data

Children developmentally on-track

no data

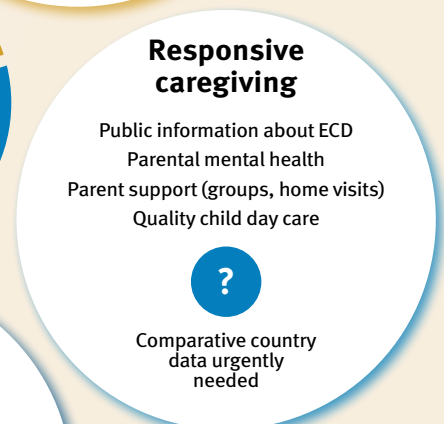
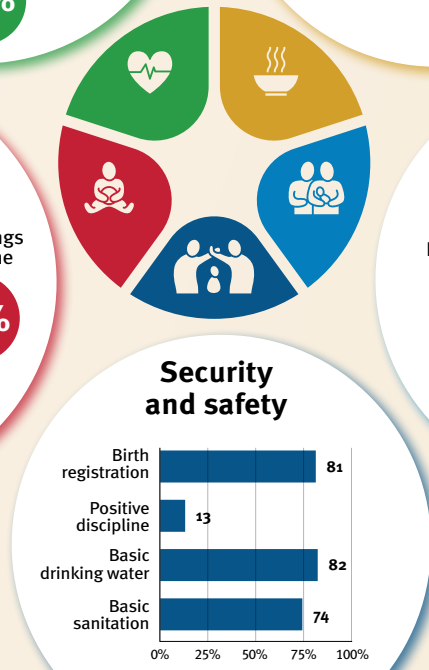

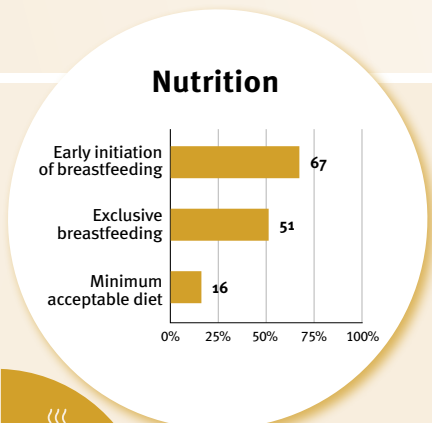
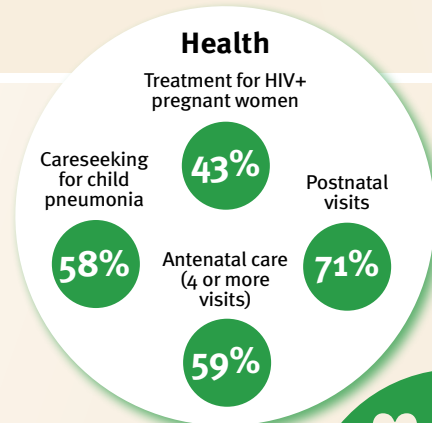
At risk in 2005, 2010 and 2015, using a composite indicator of under-five stunting or poverty

Support and services for early childhood development: Nurturing care

Parents and caregivers need a facilitating environment of laws, policies, services and community support to assist them in providing their young children with nurturing care.

Facilitating environments

Policies					
✓	<20%	20-39%	40-59%	60-79%	≥80%
Officially adopted national multisectoral ECD policy					
Child and family social protection					
None	<14	14 - <18	18 - <26	≥26	
Maternity leave (weeks)					
None	<14	14 - <18	18 - <26	≥26	
Paternity leave (weeks)					
Not	Slightly	Moderately	Substantially		
International Code of Marketing of Breastmilk Substitutes (alignment)					



International conventions

✓	Convention on the Rights of the Child
✓	Convention on the Rights of Persons with Disabilities
✓	CRC Optional Protocol on the Sale of Children, Child Prostitution and Child Pornography
✗	Hague Convention on Protection of Children and Cooperation in Respect of Intercountry Adoption



Namibia

Countdown to 2030

Women's, Children's & Adolescents' Health

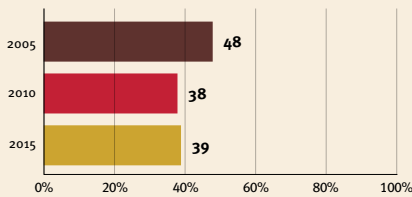
Demographics

Population	2,567,013
Annual births	69,157
Children under 5	333,247 (13%)
Under-five mortality	39/1,000

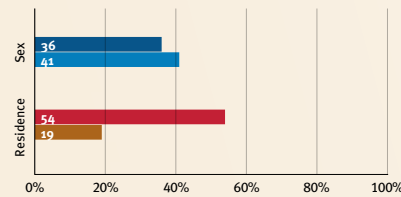
Threats to Early Childhood Development

Maternal mortality	215/100,000	Adolescent birth rate	64/1,000
Low birthweight	16%	Preterm births	14%
Child poverty	19%	Under-five stunting	17%
Violent discipline	no data	Inadequate supervision	no data

Young children at risk of poor development



Risk by sex and residence



Children with functional difficulty

no data

Children developmentally on-track

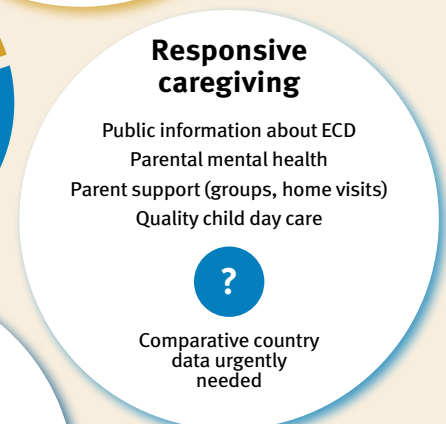
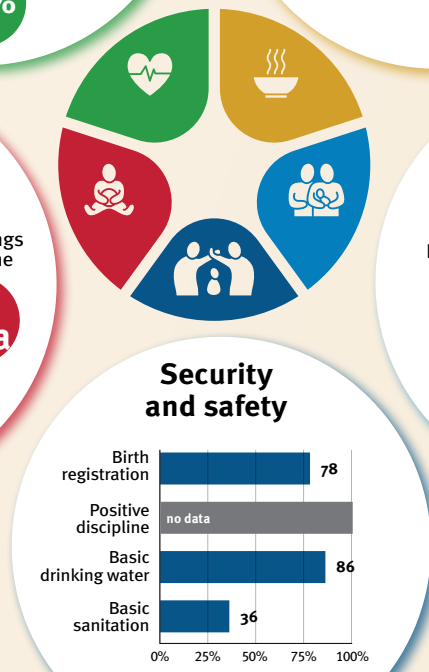
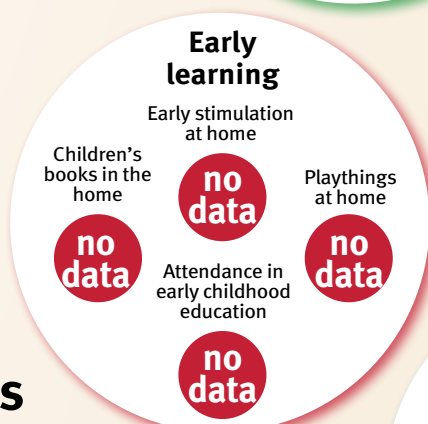
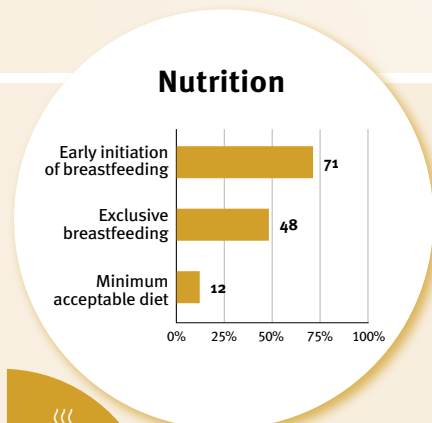
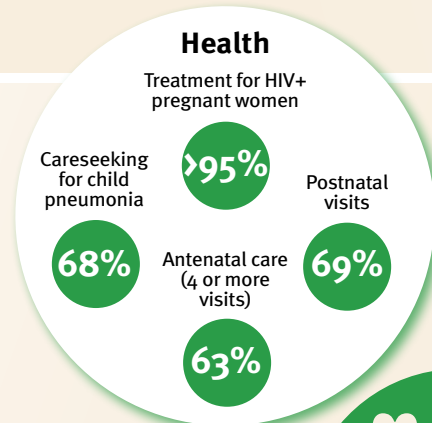
no data

At risk in 2005, 2010 and 2015, using a composite indicator of under-five stunting or poverty

Support and services for early childhood development: Nurturing care

Parents and caregivers need a facilitating environment of laws, policies, services and community support to assist them in providing their young children with nurturing care.

Facilitating environments



Policies				
✓	Officially adopted national multisectoral ECD policy			
<20%	20-39%	40-59%	60-79%	≥80%
Child and family social protection				
None	<14	14 - <18	18 - <26	≥26
Maternity leave (weeks)				
None	<14	14 - <18	18 - <26	≥26
Paternity leave (weeks)				
Not	Slightly	Moderately	Substantially	
International Code of Marketing of Breastmilk Substitutes (alignment)				

International conventions	
✓	Convention on the Rights of the Child
✓	Convention on the Rights of Persons with Disabilities
✓	CRC Optional Protocol on the Sale of Children, Child Prostitution and Child Pornography
✓	Hague Convention on Protection of Children and Cooperation in Respect of Intercountry Adoption



Nauru

Countdown to 2030

Women's, Children's & Adolescents' Health

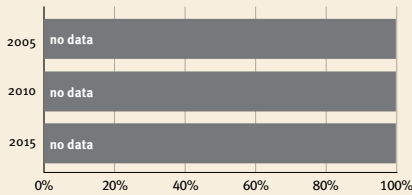
Demographics

Population	12,668
Annual births	341
Children under 5	1,695 (13%)
Under-five mortality	28/1,000

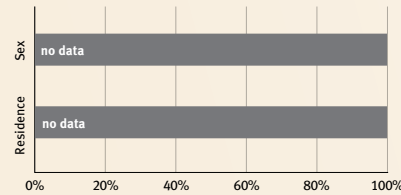
Threats to Early Childhood Development

Maternal mortality	-/100,000	Adolescent birth rate	94/1,000
Low birthweight	no data	Preterm births	no data
Child poverty	no data	Under-five stunting	15%
Violent discipline	no data	Inadequate supervision	no data

Young children at risk of poor development



Risk by sex and residence



Children with functional difficulty

no data

Children developmentally on-track

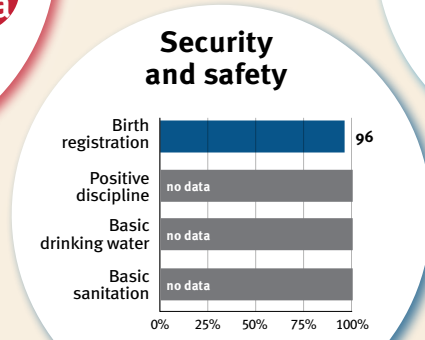
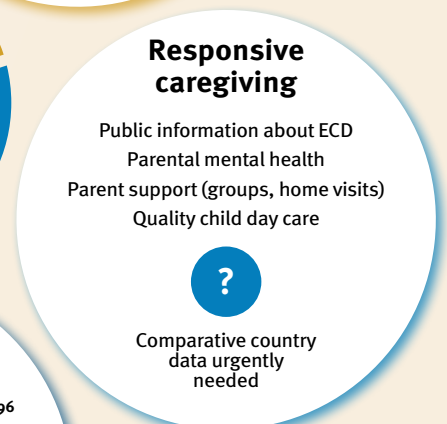
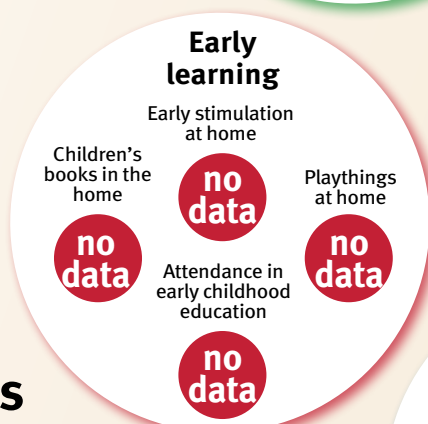
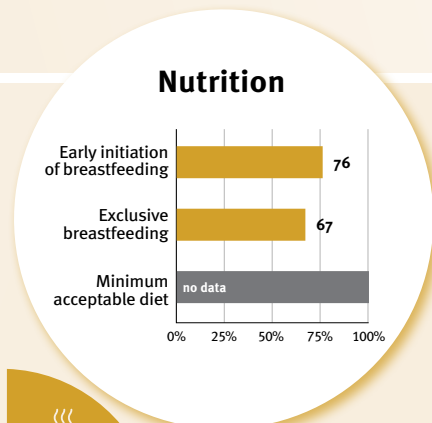
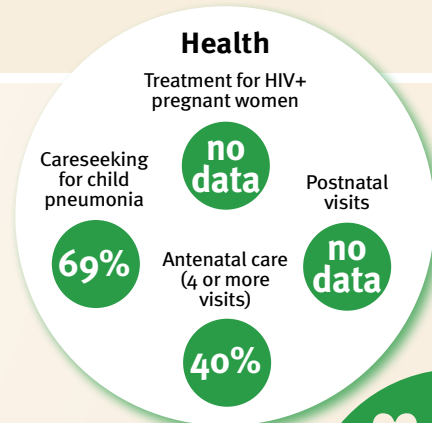
no data

At risk in 2005, 2010 and 2015, using a composite indicator of under-five stunting or poverty

Support and services for early childhood development: Nurturing care

Parents and caregivers need a facilitating environment of laws, policies, services and community support to assist them in providing their young children with nurturing care.

Facilitating environments



Policies					
	<20%	20-39%	40-59%	60-79%	≥80%
Child and family social protection	None	<14	14 - <18	18 - <26	≥26
Maternity leave (weeks)	None	<14	14 - <18	18 - <26	≥26
Paternity leave (weeks)	None	<14	14 - <18	18 - <26	≥26
International Code of Marketing of Breastmilk Substitutes (alignment)	Not	Slightly	Moderately	Substantially	

International conventions	
✓	Convention on the Rights of the Child
✓	Convention on the Rights of Persons with Disabilities
✓	CRC Optional Protocol on the Sale of Children, Child Prostitution and Child Pornography
✗	Hague Convention on Protection of Children and Cooperation in Respect of Intercountry Adoption



Nepal

Countdown to 2030

Women's, Children's & Adolescents' Health

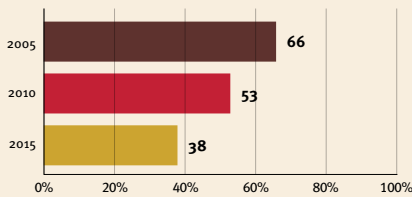
Demographics

Population	30,547,580
Annual births	616,657
Children under 5	2,966,271 (10%)
Under-five mortality	27/1,000

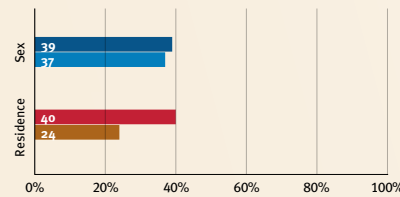
Threats to Early Childhood Development

Maternal mortality	174/100,000	Adolescent birth rate	63/1,000
Low birthweight	20%	Preterm births	14%
Child poverty	12%	Under-five stunting	27%
Violent discipline	75%	Inadequate supervision	25%

Young children at risk of poor development



Risk by sex and residence



Children with functional difficulty



Children developmentally on-track



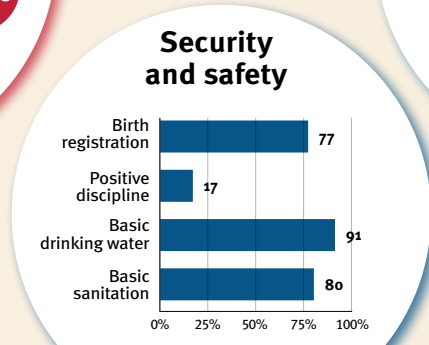
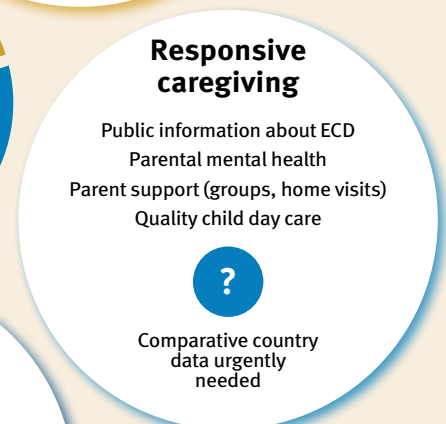

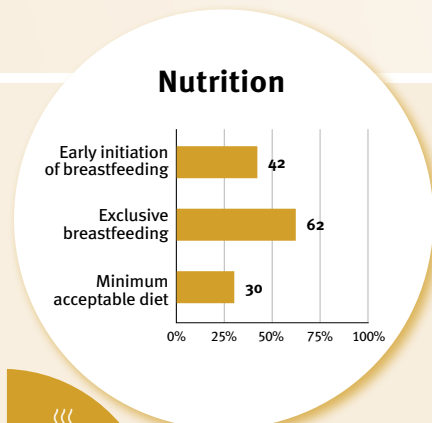
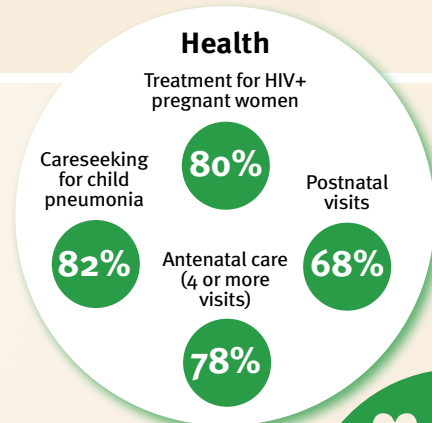
At risk in 2005, 2010 and 2015, using a composite indicator of under-five stunting or poverty

Support and services for early childhood development: Nurturing care

Parents and caregivers need a facilitating environment of laws, policies, services and community support to assist them in providing their young children with nurturing care.

Facilitating environments

Policies					
✓	<20%	20-39%	40-59%	60-79%	≥80%
Officially adopted national multisectoral ECD policy					
Child and family social protection					
None	<14	14 - <18	18 - <26	≥26	
Maternity leave (weeks)					
None	<14	14 - <18	18 - <26	≥26	
Paternity leave (weeks)					
Not	Slightly	Moderately	Substantially		
International Code of Marketing of Breastmilk Substitutes (alignment)					



International conventions	
✓	Convention on the Rights of the Child
✓	Convention on the Rights of Persons with Disabilities
✓	CRC Optional Protocol on the Sale of Children, Child Prostitution and Child Pornography
✓	Hague Convention on Protection of Children and Cooperation in Respect of Intercountry Adoption



Netherlands (Kingdom of the)

Countdown to 2030

Women's, Children's & Adolescents' Health

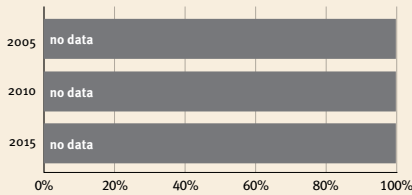
Demographics

Population	17,564,014
Annual births	181,387
Children under 5	873,456 (5%)
Under-five mortality	4/1,000

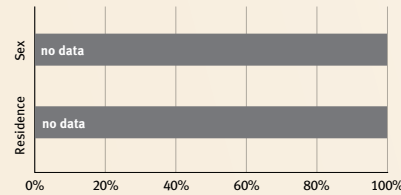
Threats to Early Childhood Development

Maternal mortality	4/100,000	Adolescent birth rate	2/1,000
Low birthweight	6%	Preterm births	8%
Child poverty	no data	Under-five stunting	2%
Violent discipline	no data	Inadequate supervision	no data

Young children at risk of poor development



Risk by sex and residence



Children with functional difficulty

no data

Children developmentally on-track

no data

At risk in 2005, 2010 and 2015, using a composite indicator of under-five stunting or poverty

Support and services for early childhood development: Nurturing care

Parents and caregivers need a facilitating environment of laws, policies, services and community support to assist them in providing their young children with nurturing care.

Facilitating environments

Health

Treatment for HIV+ pregnant women: **no data**

Careseeking for child pneumonia: **no data**

Postnatal visits: **no data**

Antenatal care (4 or more visits): **no data**

Nutrition

Early initiation of breastfeeding: **no data**

Exclusive breastfeeding: **no data**

Minimum acceptable diet: **no data**

Early learning

Early stimulation at home: **no data**

Children's books in the home: **no data**

Playthings at home: **no data**

Attendance in early childhood education: **no data**



Responsive caregiving

Public information about ECD

Parental mental health

Parent support (groups, home visits)

Quality child day care

Comparative country data urgently needed

Security and safety

Birth registration: 100

Positive discipline: **no data**

Basic drinking water: >99

Basic sanitation: 98

Policies					
	<20%	20-39%	40-59%	60-79%	≥80%
Officially adopted national multisectoral ECD policy	X				
Child and family social protection	None	<14	14 - <18	18 - <26	≥26
Maternity leave (weeks)	None	<14	14 - <18	18 - <26	≥26
Paternity leave (weeks)	None	<14	14 - <18	18 - <26	≥26
International Code of Marketing of Breastmilk Substitutes (alignment)	Not	Slightly	Moderately	Substantially	

International conventions	
✓	Convention on the Rights of the Child
✓	Convention on the Rights of Persons with Disabilities
✓	CRC Optional Protocol on the Sale of Children, Child Prostitution and Child Pornography
✓	Hague Convention on Protection of Children and Cooperation in Respect of Intercountry Adoption



New Zealand

Countdown to 2030

Women's, Children's & Adolescents' Health

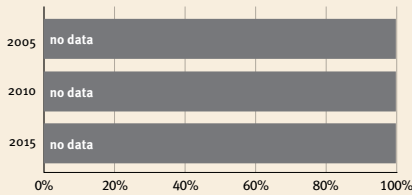
Demographics

Population	5,185,289
Annual births	64,103
Children under 5	313,051 (6%)
Under-five mortality	5/1,000

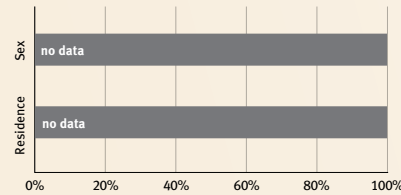
Threats to Early Childhood Development

Maternal mortality	7/100,000	Adolescent birth rate	10/1,000
Low birthweight	6%	Preterm births	8%
Child poverty	no data	Under-five stunting	no data
Violent discipline	no data	Inadequate supervision	no data

Young children at risk of poor development



Risk by sex and residence



Children with functional difficulty

no data

Children developmentally on-track

no data

At risk in 2005, 2010 and 2015, using a composite indicator of under-five stunting or poverty

Support and services for early childhood development: Nurturing care

Parents and caregivers need a facilitating environment of laws, policies, services and community support to assist them in providing their young children with nurturing care.

Facilitating environments

Health

Treatment for HIV+ pregnant women: **no data**

Careseeking for child pneumonia: **no data**

Postnatal visits: **no data**

Antenatal care (4 or more visits): **no data**

Nutrition

Early initiation of breastfeeding: **no data**

Exclusive breastfeeding: **no data**

Minimum acceptable diet: **no data**

Early learning

Early stimulation at home: **no data**

Children's books in the home: **no data**

Playthings at home: **no data**

Attendance in early childhood education: **no data**



Responsive caregiving

Public information about ECD

Parental mental health

Parent support (groups, home visits)

Quality child day care

Comparative country data urgently needed

Security and safety

Birth registration: 100%

Positive discipline: **no data**

Basic drinking water: >99%

Basic sanitation: >99%

Policies				
X Officially adopted national multisectoral ECD policy				
<20%	20-39%	40-59%	60-79%	≥80%
Child and family social protection				
None	<14	14 - <18	18 - <26	≥26
Maternity leave (weeks)				
None	<14	14 - <18	18 - <26	≥26
Paternity leave (weeks)				
Not	Slightly	Moderately	Substantially	
International Code of Marketing of Breastmilk Substitutes (alignment)				

International conventions	
✓	Convention on the Rights of the Child
✓	Convention on the Rights of Persons with Disabilities
✓	CRC Optional Protocol on the Sale of Children, Child Prostitution and Child Pornography
✓	Hague Convention on Protection of Children and Cooperation in Respect of Intercountry Adoption



Nicaragua

Countdown to 2030

Women's, Children's & Adolescents' Health

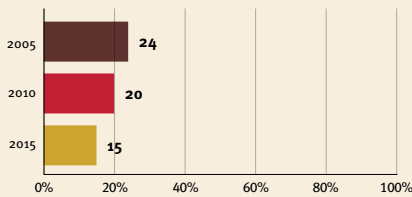
Demographics

Population	6,948,392
Annual births	139,164
Children under 5	695,171 (10%)
Under-five mortality	13/1,000

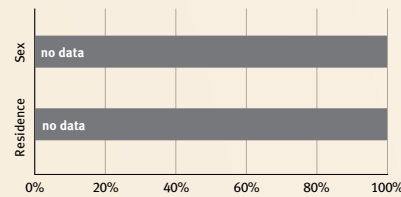
Threats to Early Childhood Development

Maternal mortality	78/100,000	Adolescent birth rate	104/1,000
Low birthweight	10%	Preterm births	9%
Child poverty	no data	Under-five stunting	15%
Violent discipline	no data	Inadequate supervision	no data

Young children at risk of poor development



Risk by sex and residence



Children with functional difficulty

no data

Children developmentally on-track

no data

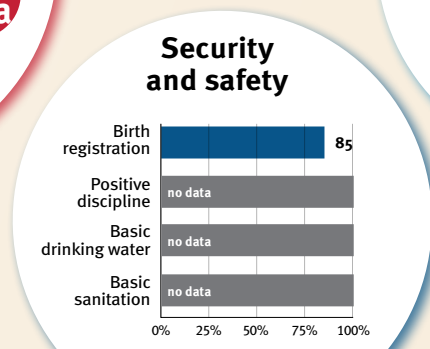
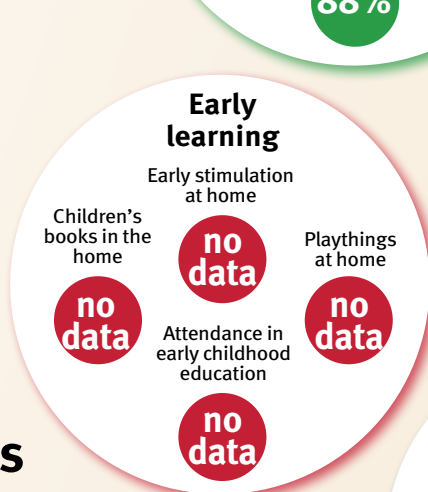
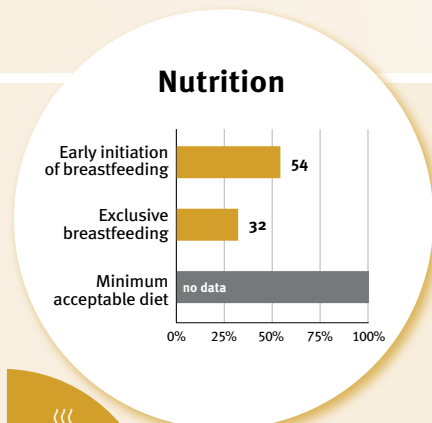
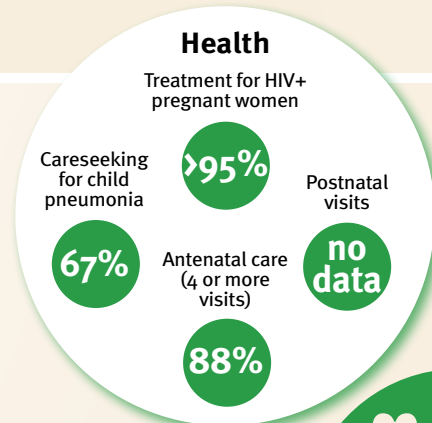
At risk in 2005, 2010 and 2015, using a composite indicator of under-five stunting or poverty

Support and services for early childhood development: Nurturing care

Parents and caregivers need a facilitating environment of laws, policies, services and community support to assist them in providing their young children with nurturing care.

Facilitating environments

Policies				
✓	Officially adopted national multisectoral ECD policy			
<20%	20-39%	40-59%	60-79%	≥80%
Child and family social protection				
None	<14	14 - <18	18 - <26	≥26
Maternity leave (weeks)				
None	<14	14 - <18	18 - <26	≥26
Paternity leave (weeks)				
Not	Slightly	Moderately	Substantially	
International Code of Marketing of Breastmilk Substitutes (alignment)				



International conventions

✓	Convention on the Rights of the Child
✓	Convention on the Rights of Persons with Disabilities
✓	CRC Optional Protocol on the Sale of Children, Child Prostitution and Child Pornography
✗	Hague Convention on Protection of Children and Cooperation in Respect of Intercountry Adoption



Niger

Countdown to 2030

Women's, Children's & Adolescents' Health

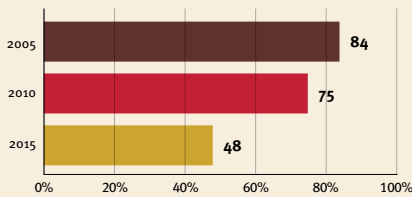
Demographics

Population	26,207,977
Annual births	1,180,654
Children under 5	5,144,747 (20%)
Under-five mortality	115/1,000

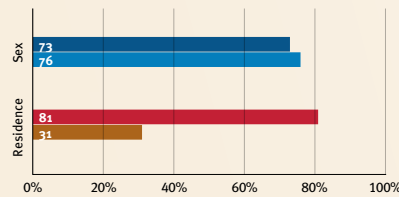
Threats to Early Childhood Development

Maternal mortality	441/100,000	Adolescent birth rate	132/1,000
Low birthweight	no data	Preterm births	9%
Child poverty	57%	Under-five stunting	47%
Violent discipline	79%	Inadequate supervision	no data

Young children at risk of poor development



Risk by sex and residence



Children with functional difficulty

no data

Children developmentally on-track

no data

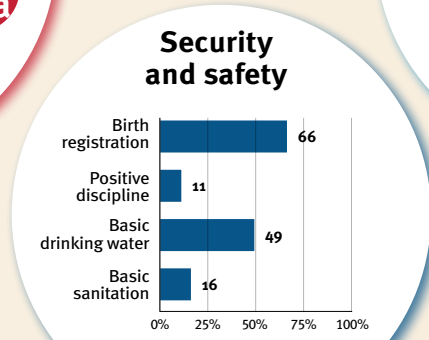
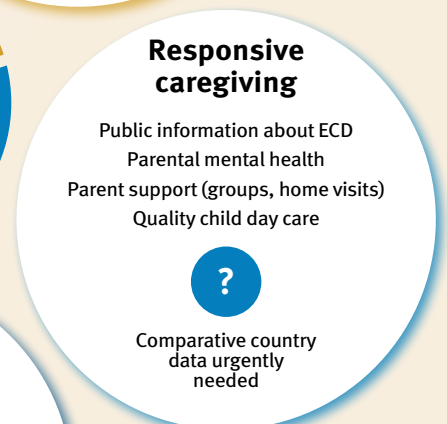
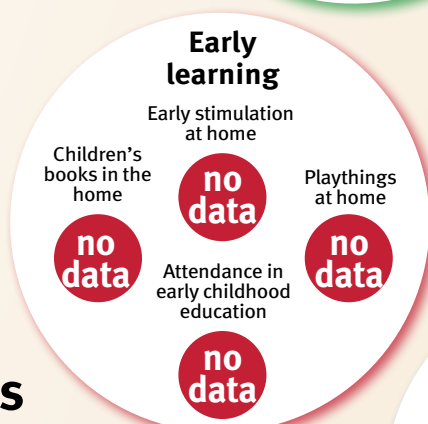
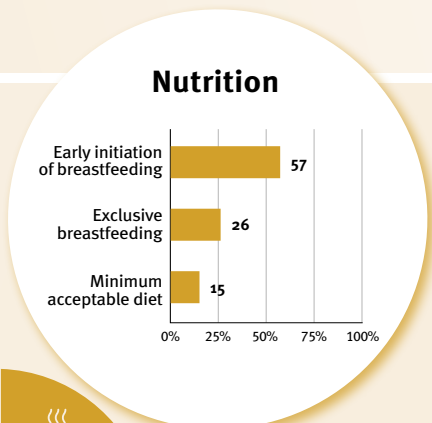
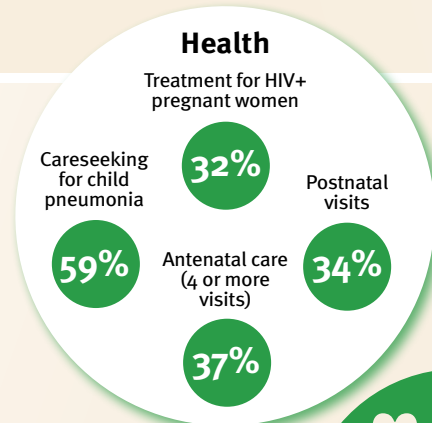
At risk in 2005, 2010 and 2015, using a composite indicator of under-five stunting or poverty

Support and services for early childhood development: Nurturing care

Parents and caregivers need a facilitating environment of laws, policies, services and community support to assist them in providing their young children with nurturing care.

Facilitating environments

Policies					
✔	<20%	20-39%	40-59%	60-79%	≥80%
Officially adopted national multisectoral ECD policy					
Child and family social protection					
None	<14	14 - <18	18 - <26	≥26	
Maternity leave (weeks)					
None	<14	14 - <18	18 - <26	≥26	
Paternity leave (weeks)					
Not	Slightly	Moderately	Substantially		
International Code of Marketing of Breastmilk Substitutes (alignment)					



International conventions	
✔	Convention on the Rights of the Child
✔	Convention on the Rights of Persons with Disabilities
✔	CRC Optional Protocol on the Sale of Children, Child Prostitution and Child Pornography
✘	Hague Convention on Protection of Children and Cooperation in Respect of Intercountry Adoption



Nigeria

Countdown to 2030

Women's, Children's & Adolescents' Health

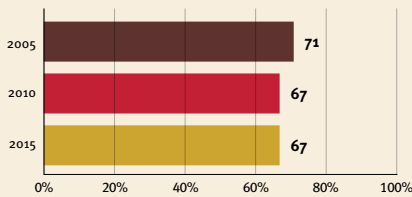
Demographics

Population	218,541,212
Annual births	8,002,758
Children under 5	35,377,688 (16%)
Under-five mortality	111/1,000

Threats to Early Childhood Development

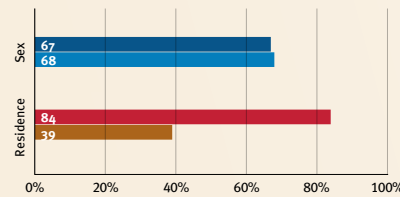
Maternal mortality	1047/100,000	Adolescent birth rate	75/1,000
Low birthweight	no data	Preterm births	12%
Child poverty	54%	Under-five stunting	34%
Violent discipline	86%	Inadequate supervision	44%

Young children at risk of poor development



At risk in 2005, 2010 and 2015, using a composite indicator of under-five stunting or poverty

Risk by sex and residence



Children with functional difficulty



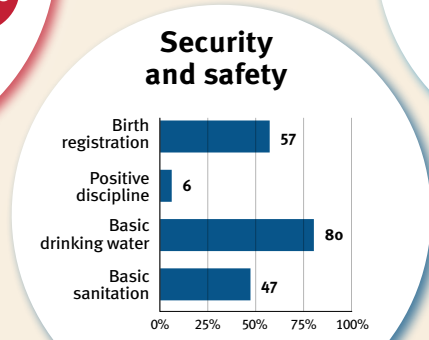
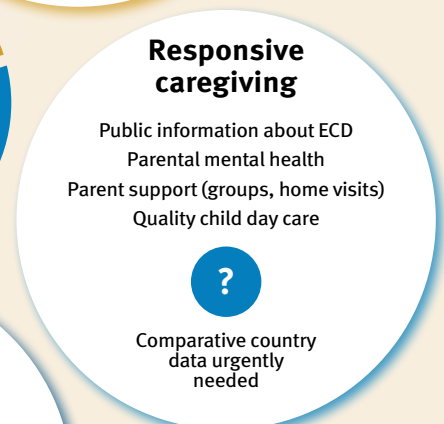

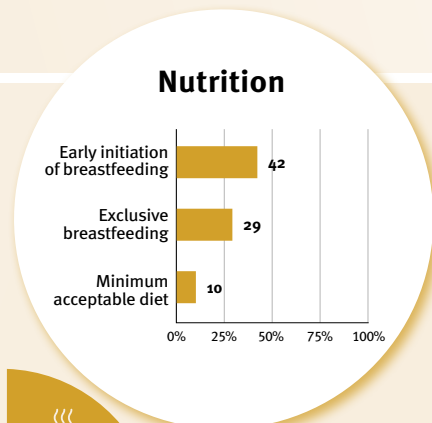
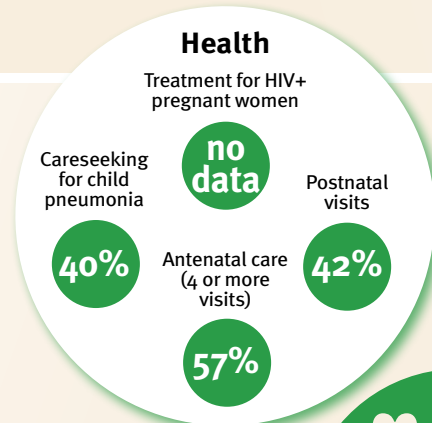
Children developmentally on-track



Support and services for early childhood development: Nurturing care

Parents and caregivers need a facilitating environment of laws, policies, services and community support to assist them in providing their young children with nurturing care.

Facilitating environments



Policies				
<20%	20-39%	40-59%	60-79%	≥80%
Officially adopted national multisectoral ECD policy				
Child and family social protection				
None	<14	14 - <18	18 - <26	≥26
Maternity leave (weeks)				
None	<14	14 - <18	18 - <26	≥26
Paternity leave (weeks)				
Not	Slightly	Moderately	Substantially	
International Code of Marketing of Breastmilk Substitutes (alignment)				

International conventions	
✓	Convention on the Rights of the Child
✓	Convention on the Rights of Persons with Disabilities
✓	CRC Optional Protocol on the Sale of Children, Child Prostitution and Child Pornography
✗	Hague Convention on Protection of Children and Cooperation in Respect of Intercountry Adoption



North Macedonia

Countdown to 2030

Women's, Children's & Adolescents' Health

Demographics

Population	2,093,599
Annual births	19,992
Children under 5	102,886 (5%)
Under-five mortality	5/1,000

Threats to Early Childhood Development

Maternal mortality	3/100,000	Adolescent birth rate	16/1,000
Low birthweight	8%	Preterm births	7%
Child poverty	no data	Under-five stunting	4%
Violent discipline	71%	Inadequate supervision	6%

Young children at risk of poor development



Risk by sex and residence



Children with functional difficulty



Children developmentally on-track



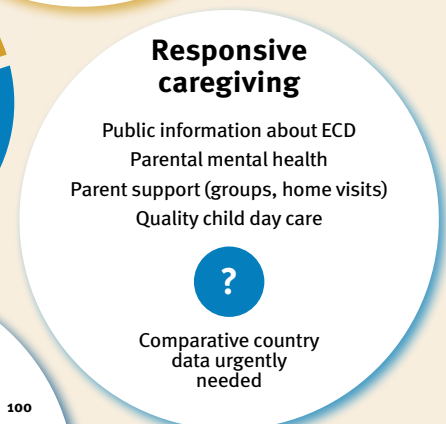
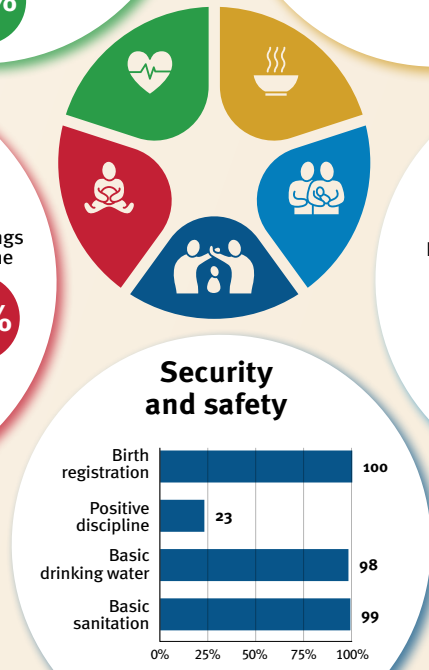

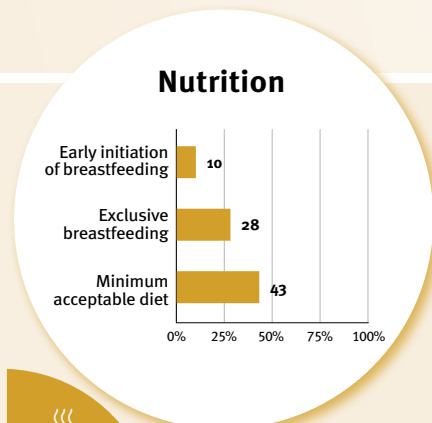
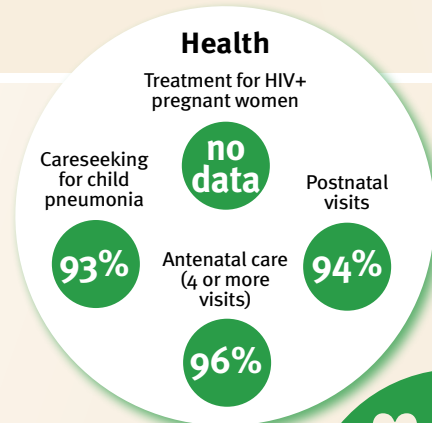
At risk in 2005, 2010 and 2015, using a composite indicator of under-five stunting or poverty

Support and services for early childhood development: Nurturing care

Parents and caregivers need a facilitating environment of laws, policies, services and community support to assist them in providing their young children with nurturing care.

Facilitating environments

Policies					
	<20%	20-39%	40-59%	60-79%	≥80%
Officially adopted national multisectoral ECD policy	X				
Child and family social protection					
Maternity leave (weeks)	None	<14	14 - <18	18 - <26	≥26
Paternity leave (weeks)	None	<14	14 - <18	18 - <26	≥26
International Code of Marketing of Breastmilk Substitutes (alignment)	Not	Slightly	Moderately	Substantially	



International conventions

- ✓ Convention on the Rights of the Child
- ✓ Convention on the Rights of Persons with Disabilities
- ✓ CRC Optional Protocol on the Sale of Children, Child Prostitution and Child Pornography
- ✓ Hague Convention on Protection of Children and Cooperation in Respect of Intercountry Adoption



Norway

Countdown to 2030

Women's, Children's & Adolescents' Health

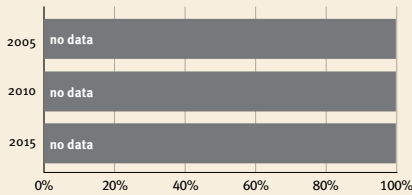
Demographics

Population	5,434,319
Annual births	53,988
Children under 5	275,581 (5%)
Under-five mortality	2/1,000

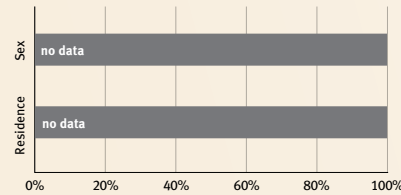
Threats to Early Childhood Development

Maternal mortality	2/100,000	Adolescent birth rate	2/1,000
Low birthweight	4%	Preterm births	6%
Child poverty	no data	Under-five stunting	no data
Violent discipline	no data	Inadequate supervision	no data

Young children at risk of poor development



Risk by sex and residence



Children with functional difficulty

no data

Children developmentally on-track

no data

At risk in 2005, 2010 and 2015, using a composite indicator of under-five stunting or poverty

Support and services for early childhood development: Nurturing care

Parents and caregivers need a facilitating environment of laws, policies, services and community support to assist them in providing their young children with nurturing care.

Facilitating environments

Health

Treatment for HIV+ pregnant women

Careseeking for child pneumonia: no data

Postnatal visits: no data

Antenatal care (4 or more visits): no data

Nutrition

Early initiation of breastfeeding: no data

Exclusive breastfeeding: no data

Minimum acceptable diet: no data

Early learning

Early stimulation at home: no data

Children's books in the home: no data

Playthings at home: no data

Attendance in early childhood education: no data

Security and safety

Birth registration: 100

Positive discipline: no data

Basic drinking water: >99

Basic sanitation: 98

Responsive caregiving

Public information about ECD

Parental mental health

Parent support (groups, home visits)

Quality child day care

Comparative country data urgently needed

Policies					
	<20%	20-39%	40-59%	60-79%	≥80%
Officially adopted national multisectoral ECD policy	X				
Child and family social protection	None	<14	14 - <18	18 - <26	≥26
Maternity leave (weeks)	None	<14	14 - <18	18 - <26	≥26
Paternity leave (weeks)	None	<14	14 - <18	18 - <26	≥26
International Code of Marketing of Breastmilk Substitutes (alignment)	Not	Slightly	Moderately	Substantially	

International conventions	
✓	Convention on the Rights of the Child
✓	Convention on the Rights of Persons with Disabilities
✓	CRC Optional Protocol on the Sale of Children, Child Prostitution and Child Pornography
✓	Hague Convention on Protection of Children and Cooperation in Respect of Intercountry Adoption



Oman

Countdown to 2030

Women's, Children's & Adolescents' Health

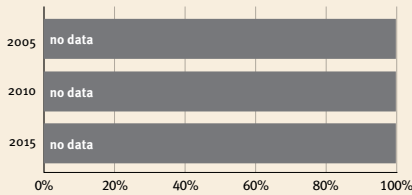
Demographics

Population	4,576,298
Annual births	81,043
Children under 5	433,319 (9%)
Under-five mortality	10/1,000

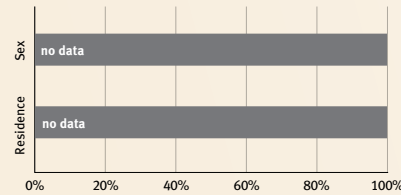
Threats to Early Childhood Development

Maternal mortality	17/100,000	Adolescent birth rate	7/1,000
Low birthweight	13%	Preterm births	14%
Child poverty	no data	Under-five stunting	13%
Violent discipline	no data	Inadequate supervision	45%

Young children at risk of poor development



Risk by sex and residence



Children with functional difficulty

no data

Children developmentally on-track

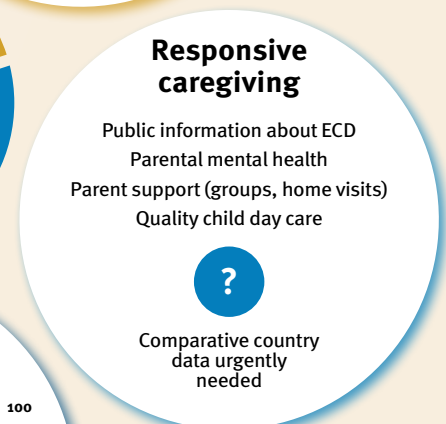


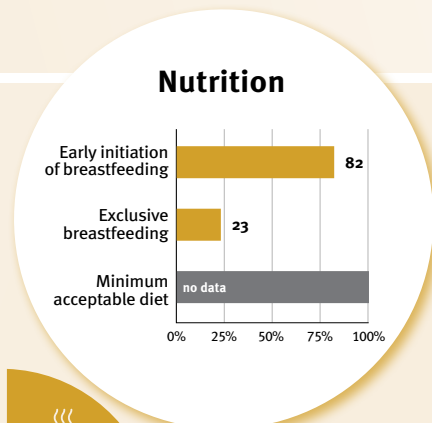
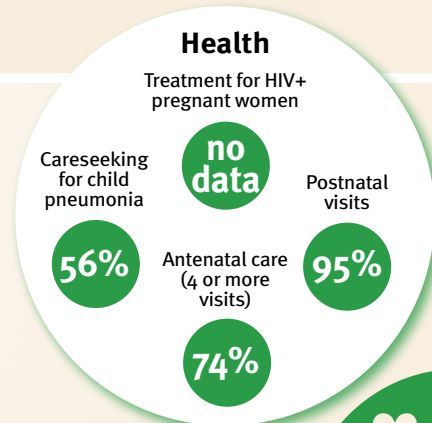
68%

At risk in 2005, 2010 and 2015, using a composite indicator of under-five stunting or poverty

Support and services for early childhood development: Nurturing care

Parents and caregivers need a facilitating environment of laws, policies, services and community support to assist them in providing their young children with nurturing care.

Facilitating environments



Policies				
<input checked="" type="checkbox"/>	Officially adopted national multisectoral ECD policy			
	<20%	20-39%	40-59%	60-79%
	≥80%			
Child and family social protection				
None	<14	14 - <18	18 - <26	≥26
Maternity leave (weeks)				
None	<14	14 - <18	18 - <26	≥26
Paternity leave (weeks)				
Not	Slightly	Moderately	Substantially	
International Code of Marketing of Breastmilk Substitutes (alignment)				

International conventions	
<input checked="" type="checkbox"/>	Convention on the Rights of the Child
<input checked="" type="checkbox"/>	Convention on the Rights of Persons with Disabilities
<input checked="" type="checkbox"/>	CRC Optional Protocol on the Sale of Children, Child Prostitution and Child Pornography
<input checked="" type="checkbox"/>	Hague Convention on Protection of Children and Cooperation in Respect of Intercountry Adoption



Palau

Countdown to 2030

Women's, Children's & Adolescents' Health

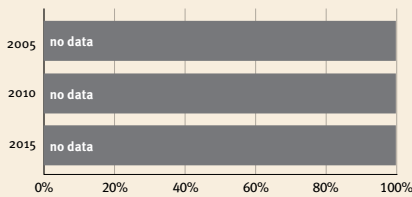
Demographics

Population	18,055
Annual births	270
Children under 5	1,336 (7%)
Under-five mortality	16/1,000

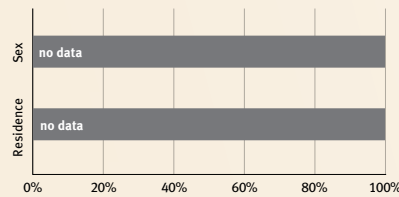
Threats to Early Childhood Development

Maternal mortality	-/100,000	Adolescent birth rate	34/1,000
Low birthweight	0.135251102	Preterm births	no data
Child poverty	no data	Under-five stunting	no data
Violent discipline	no data	Inadequate supervision	no data

Young children at risk of poor development



Risk by sex and residence



Children with functional difficulty

no data

Children developmentally on-track

no data

At risk in 2005, 2010 and 2015, using a composite indicator of under-five stunting or poverty

Support and services for early childhood development: Nurturing care

Parents and caregivers need a facilitating environment of laws, policies, services and community support to assist them in providing their young children with nurturing care.

Facilitating environments

Health

Treatment for HIV+ pregnant women

Careseeking for child pneumonia: **no data**

Postnatal visits: **no data**

Antenatal care (4 or more visits): **81%**

Nutrition

Early initiation of breastfeeding: **no data**

Exclusive breastfeeding: **no data**

Minimum acceptable diet: **no data**

Early learning

Early stimulation at home

Children's books in the home: **no data**

Playthings at home: **no data**

Attendance in early childhood education: **no data**



Responsive caregiving

Public information about ECD

Parental mental health

Parent support (groups, home visits)

Quality child day care

Comparative country data urgently needed

Security and safety

Birth registration: **no data**

Positive discipline: **no data**

Basic drinking water: >99%

Basic sanitation: >99%

Policies				
X	Officially adopted national multisectoral ECD policy			
<20%	20-39%	40-59%	60-79%	≥80%
Child and family social protection				
None	<14	14 - <18	18 - <26	≥26
Maternity leave (weeks)				
None	<14	14 - <18	18 - <26	≥26
Paternity leave (weeks)				
Not	Slightly	Moderately	Substantially	
International Code of Marketing of Breastmilk Substitutes (alignment)				

International conventions	
✓	Convention on the Rights of the Child
✓	Convention on the Rights of Persons with Disabilities
X	CRC Optional Protocol on the Sale of Children, Child Prostitution and Child Pornography
X	Hague Convention on Protection of Children and Cooperation in Respect of Intercountry Adoption



Panama

Countdown to 2030

Women's, Children's & Adolescents' Health

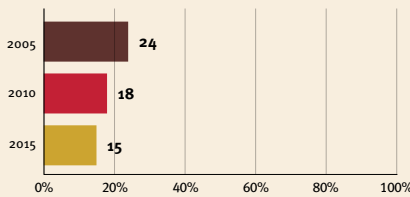
Demographics

Population	4,408,581
Annual births	76,637
Children under 5	382,523 (9%)
Under-five mortality	14/1,000

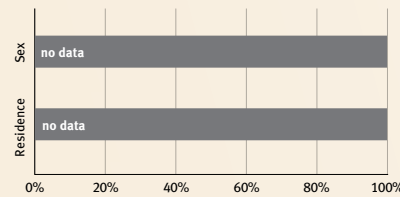
Threats to Early Childhood Development

Maternal mortality	50/100,000	Adolescent birth rate	62/1,000
Low birthweight	10%	Preterm births	8%
Child poverty	no data	Under-five stunting	14%
Violent discipline	45%	Inadequate supervision	3%

Young children at risk of poor development



Risk by sex and residence



Children with functional difficulty

no data

Children developmentally on-track

80%

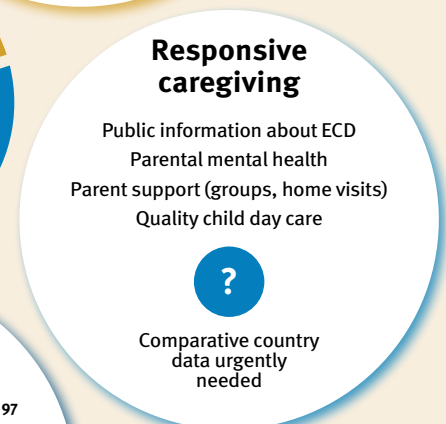
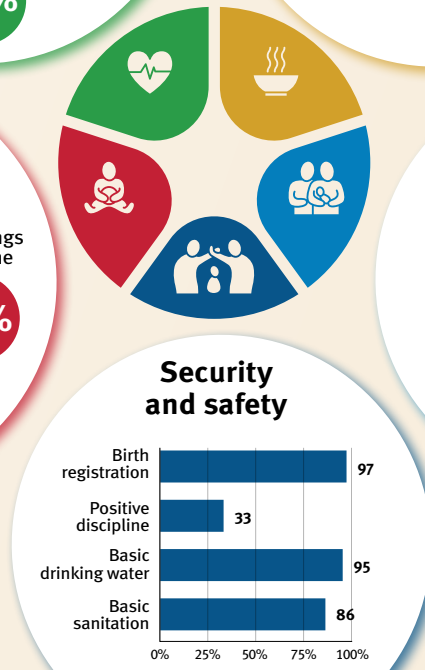

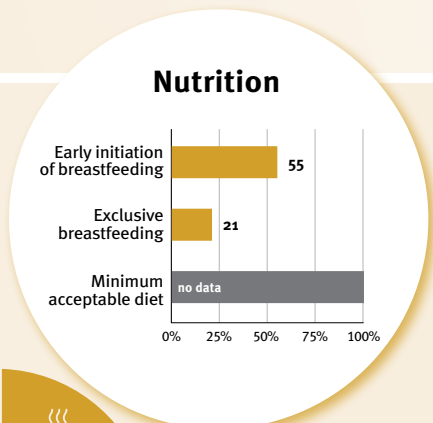
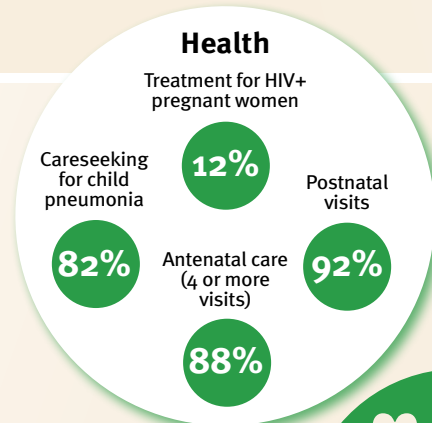
At risk in 2005, 2010 and 2015, using a composite indicator of under-five stunting or poverty

Support and services for early childhood development: Nurturing care

Parents and caregivers need a facilitating environment of laws, policies, services and community support to assist them in providing their young children with nurturing care.

Facilitating environments

Policies				
<20%	20-39%	40-59%	60-79%	≥80%
✓ Officially adopted national multisectoral ECD policy				
Child and family social protection				
None	<14	14 - <18	18 - <26	≥26
Maternity leave (weeks)				
None	<14	14 - <18	18 - <26	≥26
Paternity leave (weeks)				
Not	Slightly	Moderately	Substantially	
International Code of Marketing of Breastmilk Substitutes (alignment)				



International conventions

- ✓ Convention on the Rights of the Child
- ✓ Convention on the Rights of Persons with Disabilities
- ✓ CRC Optional Protocol on the Sale of Children, Child Prostitution and Child Pornography
- ✓ Hague Convention on Protection of Children and Cooperation in Respect of Intercountry Adoption



Pakistan

Countdown to 2030

Women's, Children's & Adolescents' Health

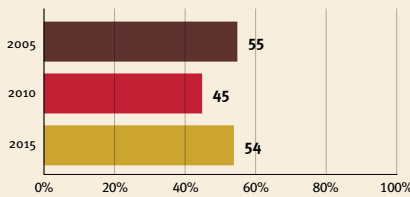
Demographics

Population	235,824,863
Annual births	6,424,944
Children under 5	29,798,188 (13%)
Under-five mortality	63/1,000

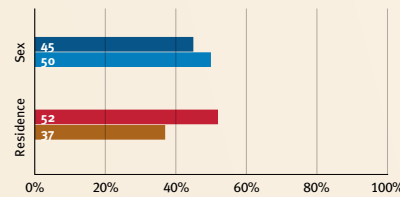
Threats to Early Childhood Development

Maternal mortality	154/100,000	Adolescent birth rate	54/1,000
Low birthweight	no data	Preterm births	16%
Child poverty	9%	Under-five stunting	34%
Violent discipline	no data	Inadequate supervision	no data

Young children at risk of poor development



Risk by sex and residence



Children with functional difficulty

no data

Children developmentally on-track

no data

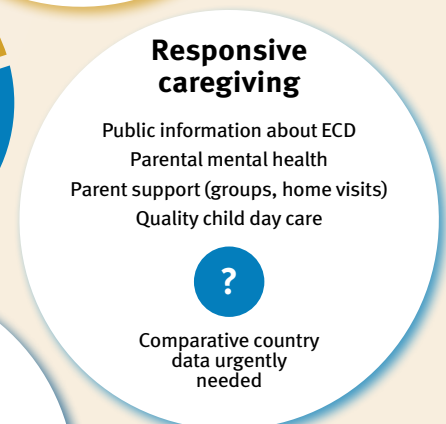
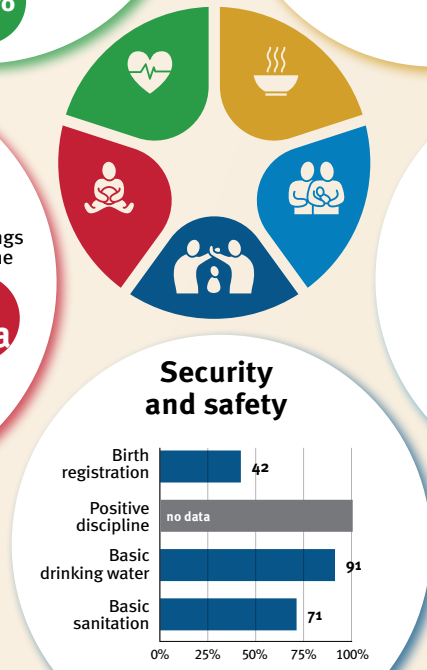
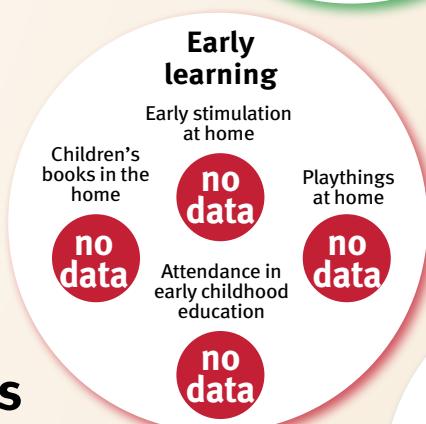
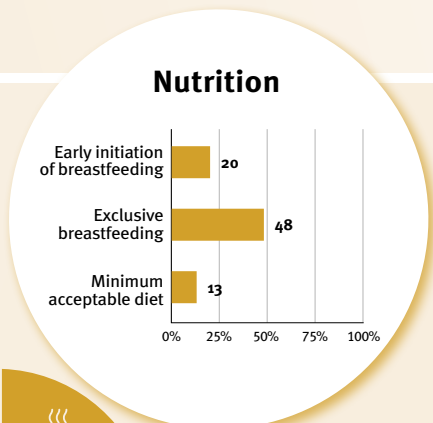
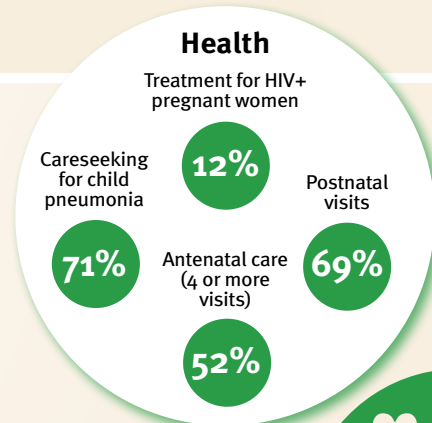
At risk in 2005, 2010 and 2015, using a composite indicator of under-five stunting or poverty

Support and services for early childhood development: Nurturing care

Parents and caregivers need a facilitating environment of laws, policies, services and community support to assist them in providing their young children with nurturing care.

Facilitating environments

Policies					
✓	<20%	20-39%	40-59%	60-79%	≥80%
Officially adopted national multisectoral ECD policy					
Child and family social protection					
None	<14	14 - <18	18 - <26	≥26	
Maternity leave (weeks)					
None	<14	14 - <18	18 - <26	≥26	
Paternity leave (weeks)					
Not	Slightly	Moderately	Substantially		
International Code of Marketing of Breastmilk Substitutes (alignment)					



International conventions

✓	Convention on the Rights of the Child
✓	Convention on the Rights of Persons with Disabilities
✓	CRC Optional Protocol on the Sale of Children, Child Prostitution and Child Pornography
✗	Hague Convention on Protection of Children and Cooperation in Respect of Intercountry Adoption



Papua New Guinea

Countdown to 2030

Women's, Children's & Adolescents' Health

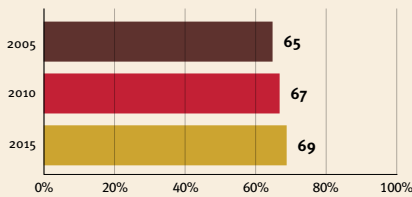
Demographics

Population	10,142,619
Annual births	254,718
Children under 5	1,213,742 (12%)
Under-five mortality	43/1,000

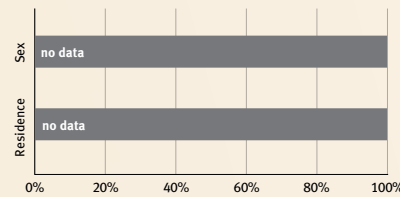
Threats to Early Childhood Development

Maternal mortality	192/100,000	Adolescent birth rate	68/1,000
Low birthweight	0.193802831	Preterm births	7%
Child poverty	no data	Under-five stunting	51%
Violent discipline	no data	Inadequate supervision	no data

Young children at risk of poor development



Risk by sex and residence



Children with functional difficulty

no data

Children developmentally on-track

no data

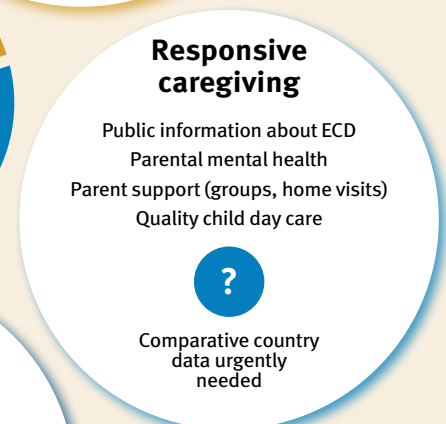
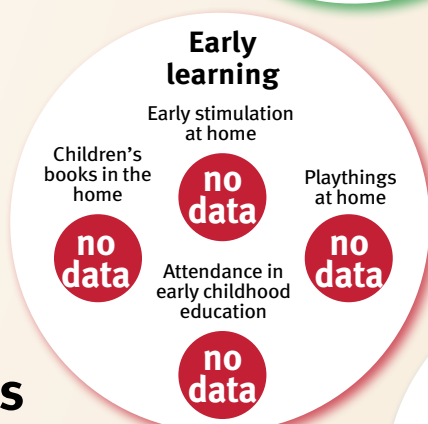
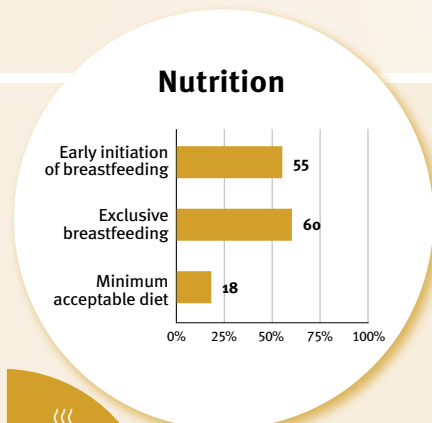
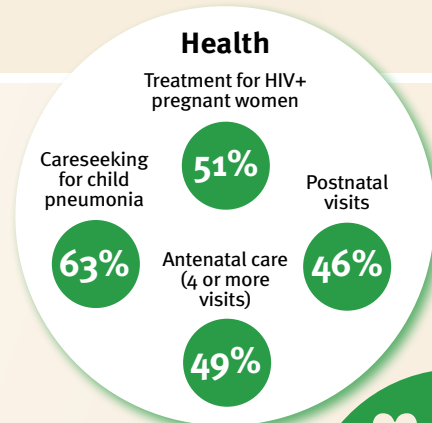
At risk in 2005, 2010 and 2015, using a composite indicator of under-five stunting or poverty

Support and services for early childhood development: Nurturing care

Parents and caregivers need a facilitating environment of laws, policies, services and community support to assist them in providing their young children with nurturing care.

Facilitating environments

Policies					
✓	Officially adopted national multisectoral ECD policy				
	<20%	20-39%	40-59%	60-79%	≥80%
Child and family social protection					
None	<14	14 - <18	18 - <26	≥26	
Maternity leave (weeks)					
None	<14	14 - <18	18 - <26	≥26	
Paternity leave (weeks)					
Not	Slightly	Moderately	Substantially		
International Code of Marketing of Breastmilk Substitutes (alignment)					



International conventions	
✓	Convention on the Rights of the Child
✓	Convention on the Rights of Persons with Disabilities
✗	CRC Optional Protocol on the Sale of Children, Child Prostitution and Child Pornography
✗	Hague Convention on Protection of Children and Cooperation in Respect of Intercountry Adoption



Paraguay

Countdown to 2030

Women's, Children's & Adolescents' Health

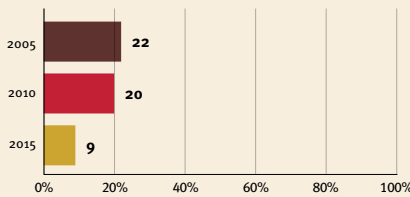
Demographics

Population	6,780,744
Annual births	137,960
Children under 5	680,697 (10%)
Under-five mortality	18/1,000

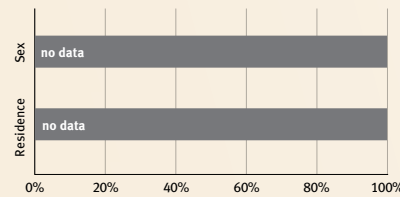
Threats to Early Childhood Development

Maternal mortality	71/100,000	Adolescent birth rate	52/1,000
Low birthweight	10%	Preterm births	8%
Child poverty	2%	Under-five stunting	3%
Violent discipline	61%	Inadequate supervision	3%

Young children at risk of poor development



Risk by sex and residence



Children with functional difficulty

no data

Children developmentally on-track

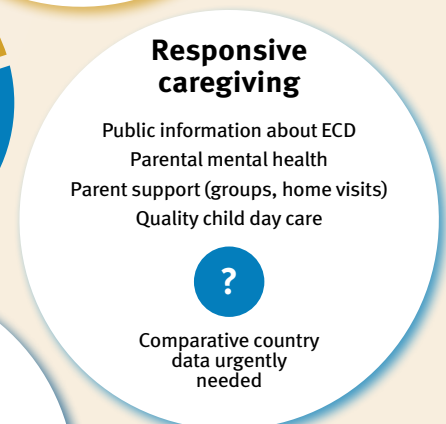
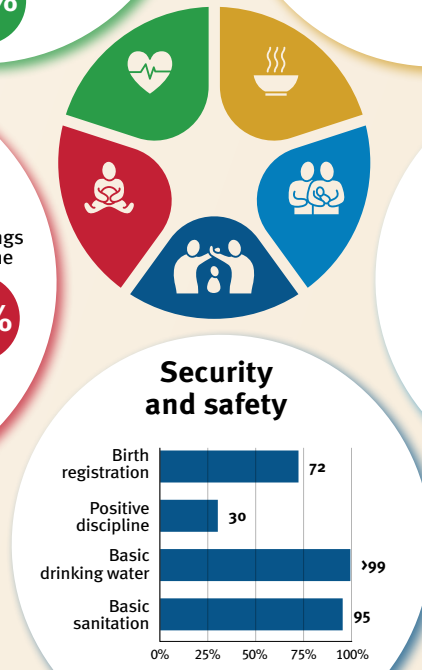

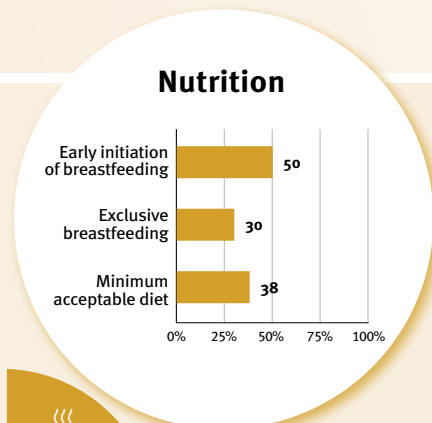
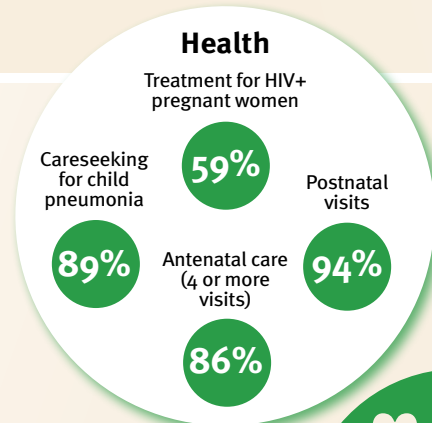
82%

At risk in 2005, 2010 and 2015, using a composite indicator of under-five stunting or poverty

Support and services for early childhood development: Nurturing care

Parents and caregivers need a facilitating environment of laws, policies, services and community support to assist them in providing their young children with nurturing care.

Facilitating environments



Policies					
✓	<20%	20-39%	40-59%	60-79%	≥80%
Officially adopted national multisectoral ECD policy					
Child and family social protection					
None	<14	14 - <18	18 - <26	≥26	
Maternity leave (weeks)					
None	<14	14 - <18	18 - <26	≥26	
Paternity leave (weeks)					
Not	Slightly	Moderately	Substantially		
International Code of Marketing of Breastmilk Substitutes (alignment)					

International conventions	
✓	Convention on the Rights of the Child
✓	Convention on the Rights of Persons with Disabilities
✓	CRC Optional Protocol on the Sale of Children, Child Prostitution and Child Pornography
✓	Hague Convention on Protection of Children and Cooperation in Respect of Intercountry Adoption



Peru

Countdown to 2030

Women's, Children's & Adolescents' Health

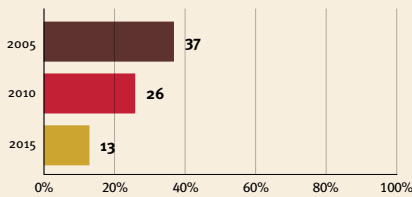
Demographics

Population	34,049,589
Annual births	592,156
Children under 5	2,927,120 (9%)
Under-five mortality	14/1,000

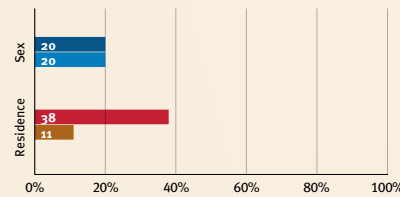
Threats to Early Childhood Development

Maternal mortality	69/100,000	Adolescent birth rate	34/1,000
Low birthweight	7%	Preterm births	7%
Child poverty	4%	Under-five stunting	10%
Violent discipline	no data	Inadequate supervision	no data

Young children at risk of poor development



Risk by sex and residence



Children with functional difficulty

no data

Children developmentally on-track

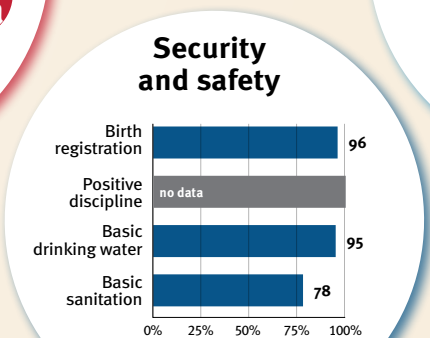
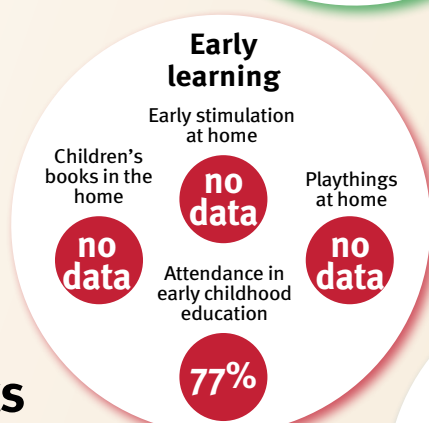
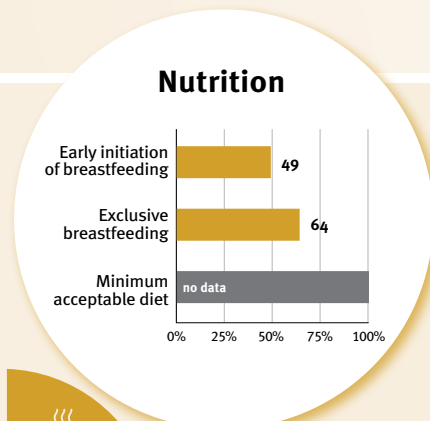
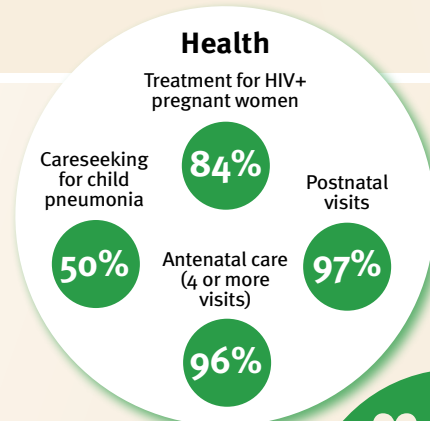
no data

At risk in 2005, 2010 and 2015, using a composite indicator of under-five stunting or poverty

Support and services for early childhood development: Nurturing care

Parents and caregivers need a facilitating environment of laws, policies, services and community support to assist them in providing their young children with nurturing care.

Facilitating environments



Policies				
✓	Officially adopted national multisectoral ECD policy			
<20%	20-39%	40-59%	60-79%	≥80%
Child and family social protection				
None	<14	14 - <18	18 - <26	≥26
Maternity leave (weeks)				
None	<14	14 - <18	18 - <26	≥26
Paternity leave (weeks)				
Not	Slightly	Moderately	Substantially	
International Code of Marketing of Breastmilk Substitutes (alignment)				

International conventions	
✓	Convention on the Rights of the Child
✓	Convention on the Rights of Persons with Disabilities
✓	CRC Optional Protocol on the Sale of Children, Child Prostitution and Child Pornography
✓	Hague Convention on Protection of Children and Cooperation in Respect of Intercountry Adoption



Philippines

Countdown to 2030

Women's, Children's & Adolescents' Health

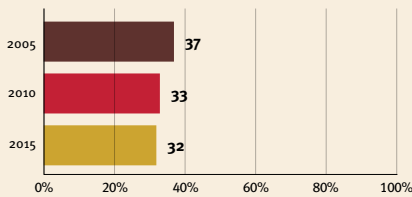
Demographics

Population	115,559,009
Annual births	2,499,081
Children under 5	12,008,424 (10%)
Under-five mortality	26/1,000

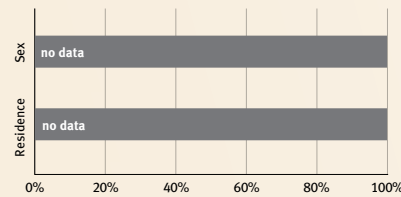
Threats to Early Childhood Development

Maternal mortality	78/100,000	Adolescent birth rate	35/1,000
Low birthweight	21%	Preterm births	15%
Child poverty	no data	Under-five stunting	29%
Violent discipline	no data	Inadequate supervision	no data

Young children at risk of poor development



Risk by sex and residence



Children with functional difficulty

no data

Children developmentally on-track

no data

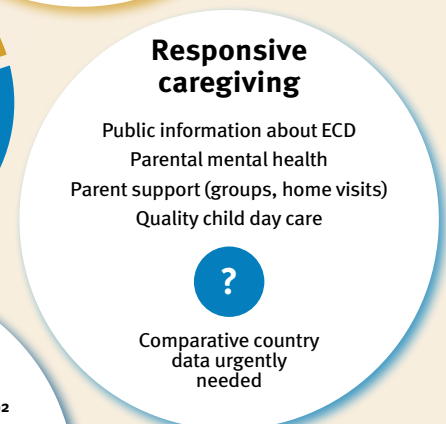
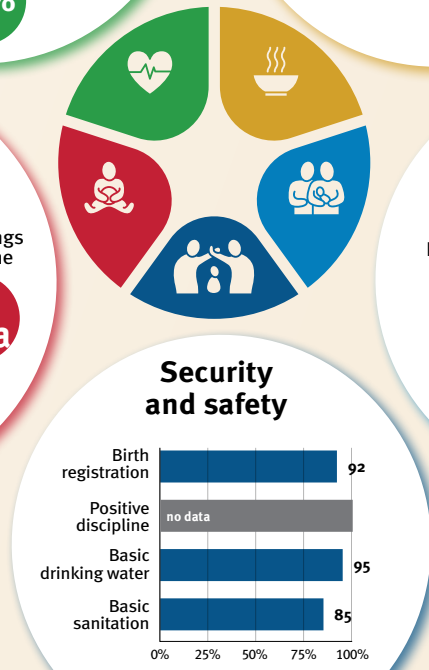
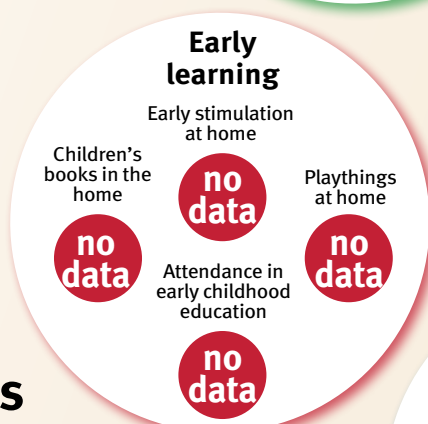
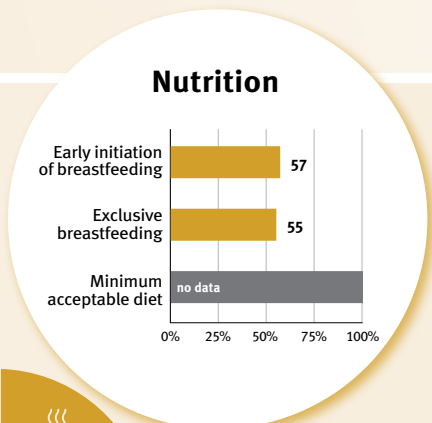
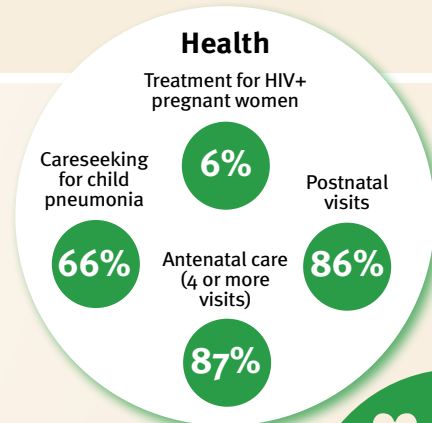
At risk in 2005, 2010 and 2015, using a composite indicator of under-five stunting or poverty

Support and services for early childhood development: Nurturing care

Parents and caregivers need a facilitating environment of laws, policies, services and community support to assist them in providing their young children with nurturing care.

Facilitating environments

Policies					
✓	<20%	20-39%	40-59%	60-79%	≥80%
Officially adopted national multisectoral ECD policy					
Child and family social protection					
None	<14	14 - <18	18 - <26	≥26	
Maternity leave (weeks)					
None	<14	14 - <18	18 - <26	≥26	
Paternity leave (weeks)					
Not	Slightly	Moderately	Substantially		
International Code of Marketing of Breastmilk Substitutes (alignment)					



International conventions

- ✓ Convention on the Rights of the Child
- ✓ Convention on the Rights of Persons with Disabilities
- ✓ CRC Optional Protocol on the Sale of Children, Child Prostitution and Child Pornography
- ✓ Hague Convention on Protection of Children and Cooperation in Respect of Intercountry Adoption



Poland

Countdown to 2030

Women's, Children's & Adolescents' Health

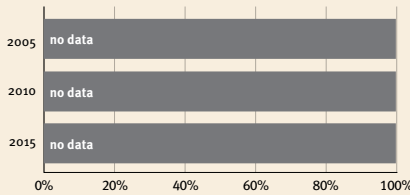
Demographics

Population	39,857,146
Annual births	353,840
Children under 5	1,963,674 (5%)
Under-five mortality	4/1,000

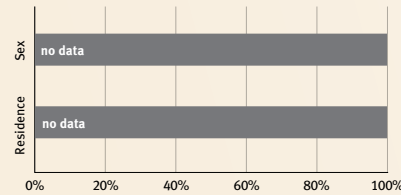
Threats to Early Childhood Development

Maternal mortality	2/100,000	Adolescent birth rate	8/1,000
Low birthweight	6%	Preterm births	7%
Child poverty	no data	Under-five stunting	2%
Violent discipline	no data	Inadequate supervision	no data

Young children at risk of poor development



Risk by sex and residence



Children with functional difficulty

no data

Children developmentally on-track

no data

At risk in 2005, 2010 and 2015, using a composite indicator of under-five stunting or poverty

Support and services for early childhood development: Nurturing care

Parents and caregivers need a facilitating environment of laws, policies, services and community support to assist them in providing their young children with nurturing care.

Facilitating environments

Health

Treatment for HIV+ pregnant women: **no data**

Careseeking for child pneumonia: **no data**

Postnatal visits: **no data**

Antenatal care (4 or more visits): **no data**

Nutrition

Early initiation of breastfeeding: **no data**

Exclusive breastfeeding: **no data**

Minimum acceptable diet: **no data**

Early learning

Early stimulation at home: **no data**

Children's books in the home: **no data**

Playthings at home: **no data**

Attendance in early childhood education: **no data**

Responsive caregiving

Public information about ECD

Parental mental health

Parent support (groups, home visits)

Quality child day care

Comparative country data urgently needed

Security and safety

Birth registration: 100

Positive discipline: **no data**

Basic drinking water: 90

Basic sanitation: 99

Policies					
	<20%	20-39%	40-59%	60-79%	≥80%
Officially adopted national multisectoral ECD policy	X				
Child and family social protection	None	<14	14 - <18	18 - <26	≥26
Maternity leave (weeks)	None	<14	14 - <18	18 - <26	≥26
Paternity leave (weeks)	None	<14	14 - <18	18 - <26	≥26
International Code of Marketing of Breastmilk Substitutes (alignment)	Not	Slightly	Moderately	Substantially	

International conventions	
✓	Convention on the Rights of the Child
✓	Convention on the Rights of Persons with Disabilities
✓	CRC Optional Protocol on the Sale of Children, Child Prostitution and Child Pornography
✓	Hague Convention on Protection of Children and Cooperation in Respect of Intercountry Adoption



Portugal

Countdown to 2030

Women's, Children's & Adolescents' Health

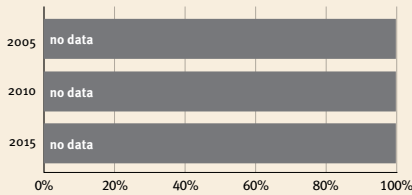
Demographics

Population	10,270,865
Annual births	80,033
Children under 5	425,476 (4%)
Under-five mortality	3/1,000

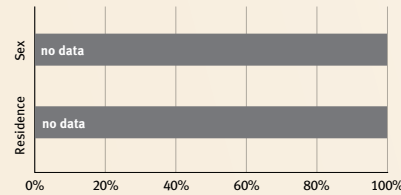
Threats to Early Childhood Development

Maternal mortality	12/100,000	Adolescent birth rate	6/1,000
Low birthweight	9%	Preterm births	8%
Child poverty	no data	Under-five stunting	3%
Violent discipline	no data	Inadequate supervision	no data

Young children at risk of poor development



Risk by sex and residence



Children with functional difficulty

no data

Children developmentally on-track

no data

At risk in 2005, 2010 and 2015, using a composite indicator of under-five stunting or poverty

Support and services for early childhood development: Nurturing care

Parents and caregivers need a facilitating environment of laws, policies, services and community support to assist them in providing their young children with nurturing care.

Facilitating environments

Health

- Treatment for HIV+ pregnant women: **no data**
- Careseeking for child pneumonia: **no data**
- Postnatal visits: **no data**
- Antenatal care (4 or more visits): **no data**

Nutrition

- Early initiation of breastfeeding: **no data**
- Exclusive breastfeeding: **no data**
- Minimum acceptable diet: **no data**

Early learning

- Early stimulation at home: **no data**
- Children's books in the home: **no data**
- Playthings at home: **no data**
- Attendance in early childhood education: **no data**



Responsive caregiving

- Public information about ECD
- Parental mental health
- Parent support (groups, home visits)
- Quality child day care
- Comparative country data urgently needed

Security and safety

- Birth registration: 100%
- Positive discipline: **no data**
- Basic drinking water: >99%
- Basic sanitation: >99%

Policies					
	<20%	20-39%	40-59%	60-79%	≥80%
Officially adopted national multisectoral ECD policy	X				
Child and family social protection	None	<14	14 - <18	18 - <26	≥26
Maternity leave (weeks)	None	<14	14 - <18	18 - <26	≥26
Paternity leave (weeks)	None	<14	14 - <18	18 - <26	≥26
International Code of Marketing of Breastmilk Substitutes (alignment)	Not	Slightly	Moderately	Substantially	

International conventions	
✓	Convention on the Rights of the Child
✓	Convention on the Rights of Persons with Disabilities
✓	CRC Optional Protocol on the Sale of Children, Child Prostitution and Child Pornography
✓	Hague Convention on Protection of Children and Cooperation in Respect of Intercountry Adoption



Qatar

Countdown to 2030

Women's, Children's & Adolescents' Health

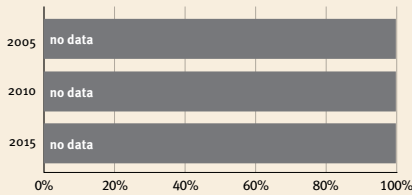
Demographics

Population	2,695,122
Annual births	24,497
Children under 5	139,784 (5%)
Under-five mortality	5/1,000

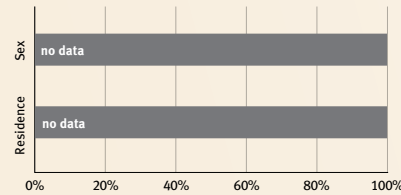
Threats to Early Childhood Development

Maternal mortality	8/100,000	Adolescent birth rate	8/1,000
Low birthweight	10%	Preterm births	11%
Child poverty	no data	Under-five stunting	4%
Violent discipline	47%	Inadequate supervision	12%

Young children at risk of poor development



Risk by sex and residence



Children with functional difficulty

no data

Children developmentally on-track

84%

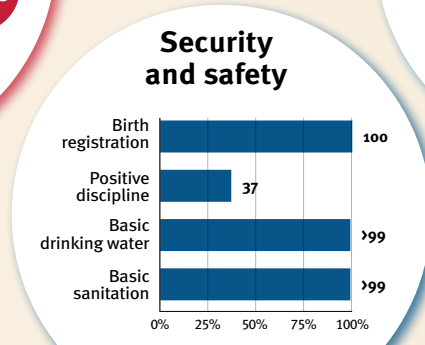
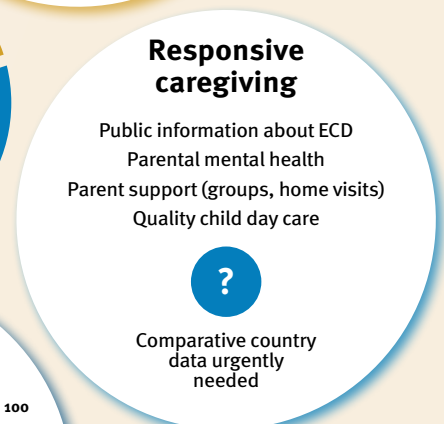

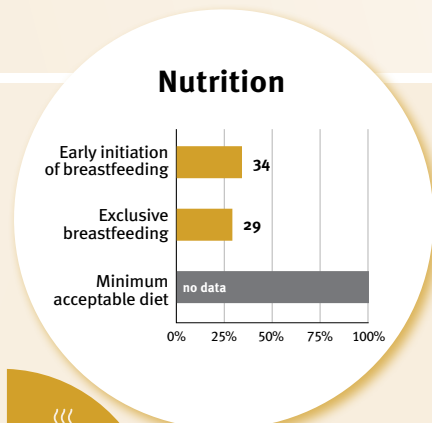
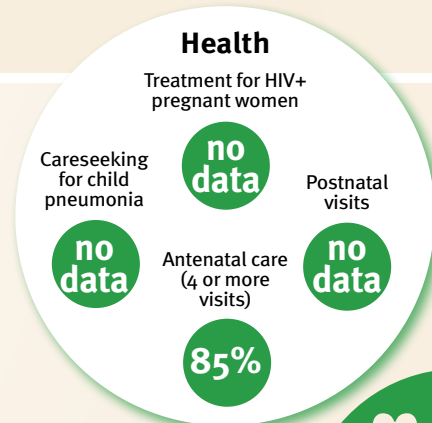
At risk in 2005, 2010 and 2015, using a composite indicator of under-five stunting or poverty

Support and services for early childhood development: Nurturing care

Parents and caregivers need a facilitating environment of laws, policies, services and community support to assist them in providing their young children with nurturing care.

Facilitating environments

Policies					
	<20%	20-39%	40-59%	60-79%	≥80%
Officially adopted national multisectoral ECD policy	X				
Child and family social protection					
Maternity leave (weeks)	None	<14	14 - <18	18 - <26	≥26
Paternity leave (weeks)	None	<14	14 - <18	18 - <26	≥26
International Code of Marketing of Breastmilk Substitutes (alignment)	Not	Slightly	Moderately	Substantially	



International conventions	
✓	Convention on the Rights of the Child
✓	Convention on the Rights of Persons with Disabilities
✓	CRC Optional Protocol on the Sale of Children, Child Prostitution and Child Pornography
X	Hague Convention on Protection of Children and Cooperation in Respect of Intercountry Adoption



Republic of Korea

Countdown to 2030

Women's, Children's & Adolescents' Health

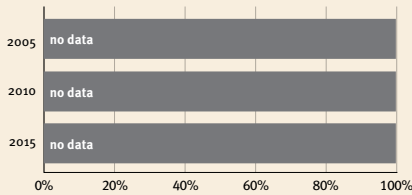
Demographics

Population	51,815,810
Annual births	285,686
Children under 5	1,553,523 (3%)
Under-five mortality	3/1,000

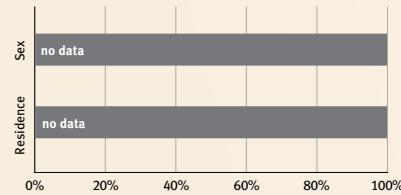
Threats to Early Childhood Development

Maternal mortality	8/100,000	Adolescent birth rate	1/1,000
Low birthweight	7%	Preterm births	9%
Child poverty	no data	Under-five stunting	2%
Violent discipline	no data	Inadequate supervision	no data

Young children at risk of poor development



Risk by sex and residence



Children with functional difficulty

no data

Children developmentally on-track

no data

At risk in 2005, 2010 and 2015, using a composite indicator of under-five stunting or poverty

Support and services for early childhood development: Nurturing care

Parents and caregivers need a facilitating environment of laws, policies, services and community support to assist them in providing their young children with nurturing care.

Facilitating environments

Policies				
X	Officially adopted national multisectoral ECD policy			
<20%	20-39%	40-59%	60-79%	≥80%
Child and family social protection				
None	<14	14 - <18	18 - <26	≥26
Maternity leave (weeks)				
None	<14	14 - <18	18 - <26	≥26
Paternity leave (weeks)				
Not	Slightly	Moderately	Substantially	
International Code of Marketing of Breastmilk Substitutes (alignment)				

Health

Treatment for HIV+ pregnant women

Careseeking for child pneumonia: **no data**

Postnatal visits: **no data**

Antenatal care (4 or more visits): **97%**

Nutrition

Early initiation of breastfeeding: **no data**

Exclusive breastfeeding: **no data**

Minimum acceptable diet: **no data**

Early learning

Early stimulation at home

Children's books in the home: **no data**

Playthings at home: **no data**

Attendance in early childhood education: **no data**

Security and safety

Birth registration: **no data**

Positive discipline: **no data**

Basic drinking water: >99%

Basic sanitation: >99%

Responsive caregiving

Public information about ECD

Parental mental health

Parent support (groups, home visits)

Quality child day care

Comparative country data urgently needed

International conventions

✓	Convention on the Rights of the Child
✓	Convention on the Rights of Persons with Disabilities
✓	CRC Optional Protocol on the Sale of Children, Child Prostitution and Child Pornography
✓	Hague Convention on Protection of Children and Cooperation in Respect of Intercountry Adoption



Republic of Moldova

Countdown to 2030

Women's, Children's & Adolescents' Health

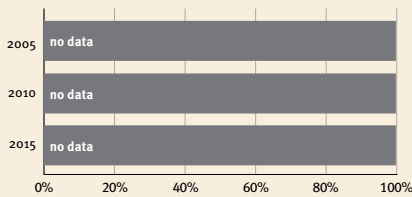
Demographics

Population	3,272,996
Annual births	36,943
Children under 5	208,991 (6%)
Under-five mortality	14/1,000

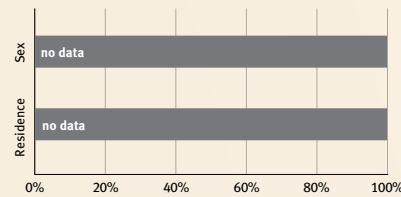
Threats to Early Childhood Development

Maternal mortality	12/100,000	Adolescent birth rate	25/1,000
Low birthweight	6%	Preterm births	12%
Child poverty	no data	Under-five stunting	4%
Violent discipline	76%	Inadequate supervision	6%

Young children at risk of poor development



Risk by sex and residence



Children with functional difficulty

no data

Children developmentally on-track

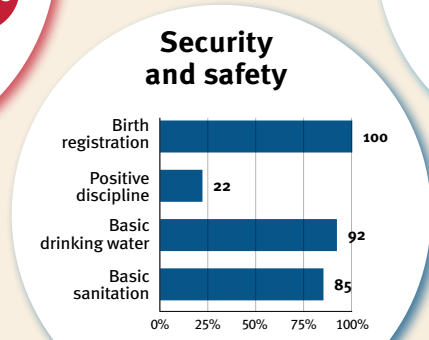
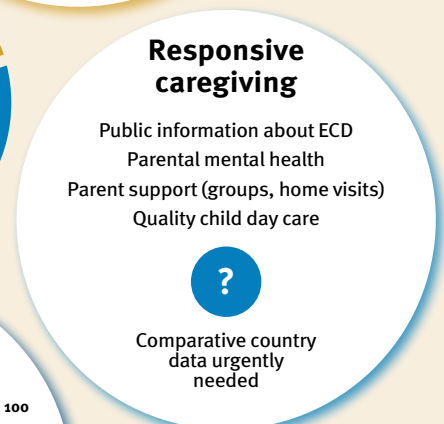

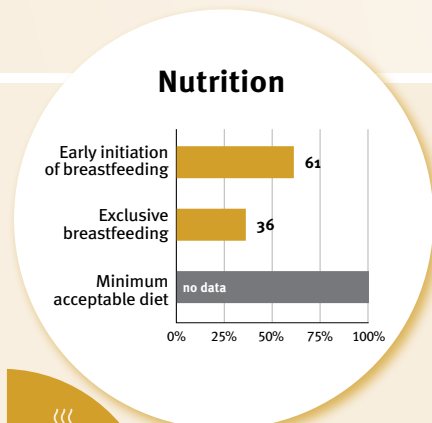
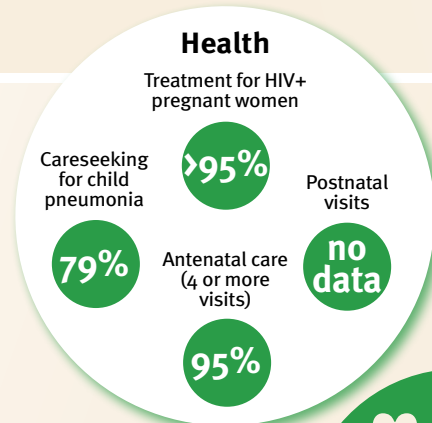
84%

At risk in 2005, 2010 and 2015, using a composite indicator of under-five stunting or poverty

Support and services for early childhood development: Nurturing care

Parents and caregivers need a facilitating environment of laws, policies, services and community support to assist them in providing their young children with nurturing care.

Facilitating environments



Policies					
	<20%	20-39%	40-59%	60-79%	≥80%
Officially adopted national multisectoral ECD policy	X				
Child and family social protection	None	<14	14 - <18	18 - <26	≥26
Maternity leave (weeks)	None	<14	14 - <18	18 - <26	≥26
Paternity leave (weeks)	Not	Slightly	Moderately	Substantially	
International Code of Marketing of Breastmilk Substitutes (alignment)					

International conventions	
✓	Convention on the Rights of the Child
✓	Convention on the Rights of Persons with Disabilities
✓	CRC Optional Protocol on the Sale of Children, Child Prostitution and Child Pornography
✓	Hague Convention on Protection of Children and Cooperation in Respect of Intercountry Adoption



Romania

Countdown to 2030

Women's, Children's & Adolescents' Health

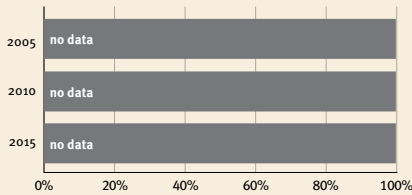
Demographics

Population	19,659,267
Annual births	191,763
Children under 5	1,034,576 (5%)
Under-five mortality	6/1,000

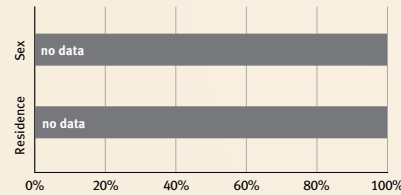
Threats to Early Childhood Development

Maternal mortality	10/100,000	Adolescent birth rate	35/1,000
Low birthweight	9%	Preterm births	7%
Child poverty	no data	Under-five stunting	8%
Violent discipline	no data	Inadequate supervision	no data

Young children at risk of poor development



Risk by sex and residence



Children with functional difficulty

no data

Children developmentally on-track

no data

At risk in 2005, 2010 and 2015, using a composite indicator of under-five stunting or poverty

Support and services for early childhood development: Nurturing care

Parents and caregivers need a facilitating environment of laws, policies, services and community support to assist them in providing their young children with nurturing care.

Facilitating environments

Policies					
	<20%	20-39%	40-59%	60-79%	≥80%
Officially adopted national multisectoral ECD policy	X				
Child and family social protection					
Maternity leave (weeks)	None	<14	14 - <18	18 - <26	≥26
Paternity leave (weeks)	None	<14	14 - <18	18 - <26	≥26
International Code of Marketing of Breastmilk Substitutes (alignment)	Not	Slightly	Moderately	Substantially	

Health

Treatment for HIV+ pregnant women

Careseeking for child pneumonia: no data

Postnatal visits: no data

Antenatal care (4 or more visits): 76%

Nutrition

Early initiation of breastfeeding: 58

Exclusive breastfeeding: 16

Minimum acceptable diet: no data

Early learning

Early stimulation at home

Children's books in the home: no data

Playthings at home: no data

Attendance in early childhood education: 77%



Responsive caregiving

Public information about ECD

Parental mental health

Parent support (groups, home visits)

Quality child day care

Comparative country data urgently needed

Security and safety

Birth registration: 100

Positive discipline: no data

Basic drinking water: >99

Basic sanitation: 88

International conventions	
✓	Convention on the Rights of the Child
✓	Convention on the Rights of Persons with Disabilities
✓	CRC Optional Protocol on the Sale of Children, Child Prostitution and Child Pornography
✓	Hague Convention on Protection of Children and Cooperation in Respect of Intercountry Adoption



Russian Federation

Countdown to 2030

Women's, Children's & Adolescents' Health

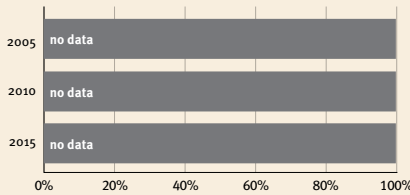
Demographics

Population	144,713,314
Annual births	1,375,808
Children under 5	7,509,069 (5%)
Under-five mortality	5/1,000

Threats to Early Childhood Development

Maternal mortality	14/100,000	Adolescent birth rate	16/1,000
Low birthweight	7%	Preterm births	7%
Child poverty	no data	Under-five stunting	no data
Violent discipline	no data	Inadequate supervision	no data

Young children at risk of poor development



Risk by sex and residence



Children with functional difficulty

no data

Children developmentally on-track

no data

At risk in 2005, 2010 and 2015, using a composite indicator of under-five stunting or poverty

Support and services for early childhood development: Nurturing care

Parents and caregivers need a facilitating environment of laws, policies, services and community support to assist them in providing their young children with nurturing care.

Facilitating environments

Health

- Treatment for HIV+ pregnant women: **no data**
- Careseeking for child pneumonia: **no data**
- Postnatal visits: **no data**
- Antenatal care (4 or more visits): **no data**

Nutrition

- Early initiation of breastfeeding: 25
- Exclusive breastfeeding: no data
- Minimum acceptable diet: no data

Early learning

- Early stimulation at home: **no data**
- Children's books in the home: **no data**
- Playthings at home: **no data**
- Attendance in early childhood education: **no data**



Responsive caregiving

- Public information about ECD
- Parental mental health
- Parent support (groups, home visits)
- Quality child day care
- Comparative country data urgently needed

Security and safety

- Birth registration: 100
- Positive discipline: no data
- Basic drinking water: 97
- Basic sanitation: 89

Policies					
	<20%	20-39%	40-59%	60-79%	≥80%
Officially adopted national multisectoral ECD policy	X				
Child and family social protection	None	<14	14 - <18	18 - <26	≥26
Maternity leave (weeks)	None	<14	14 - <18	18 - <26	≥26
Paternity leave (weeks)	None	<14	14 - <18	18 - <26	≥26
International Code of Marketing of Breastmilk Substitutes (alignment)	Not	Slightly	Moderately	Substantially	

International conventions	
✓	Convention on the Rights of the Child
✓	Convention on the Rights of Persons with Disabilities
✓	CRC Optional Protocol on the Sale of Children, Child Prostitution and Child Pornography
✓	Hague Convention on Protection of Children and Cooperation in Respect of Intercountry Adoption



Rwanda

Countdown to 2030

Women's, Children's & Adolescents' Health

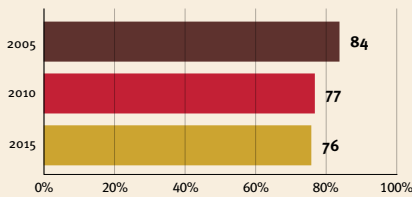
Demographics

Population	13,776,698
Annual births	406,214
Children under 5	1,913,732 (14%)
Under-five mortality	39/1,000

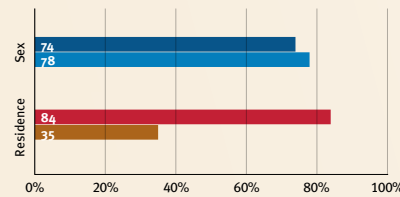
Threats to Early Childhood Development

Maternal mortality	259/100,000	Adolescent birth rate	31/1,000
Low birthweight	9%	Preterm births	10%
Child poverty	68%	Under-five stunting	30%
Violent discipline	no data	Inadequate supervision	28%

Young children at risk of poor development



Risk by sex and residence



Children with functional difficulty

no data

Children developmentally on-track

71%

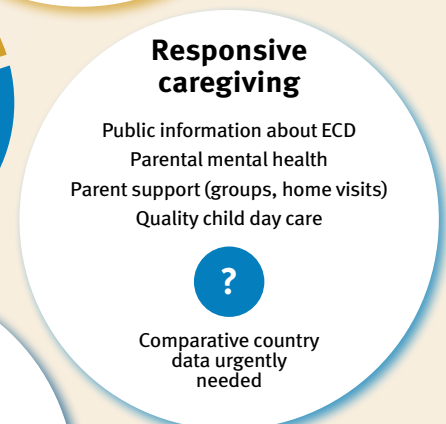
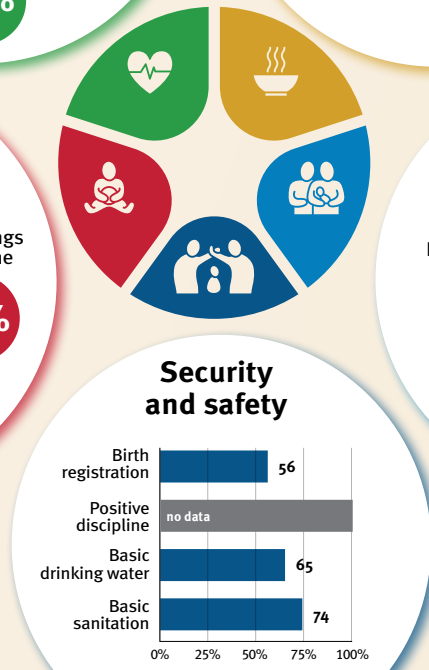

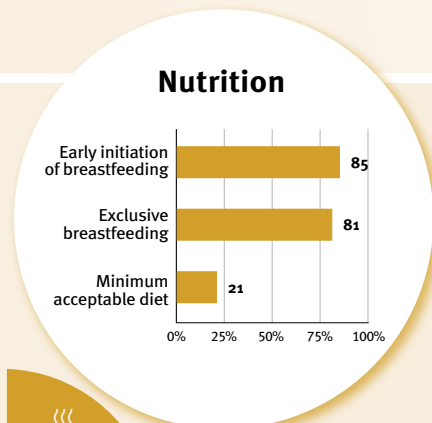
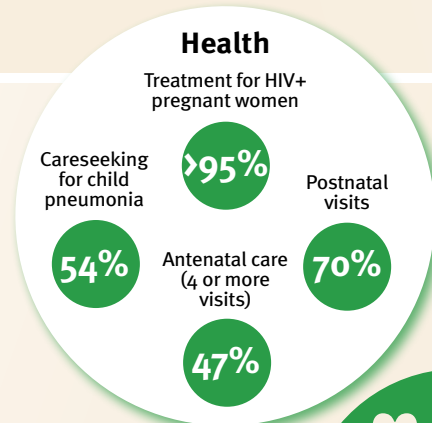
At risk in 2005, 2010 and 2015, using a composite indicator of under-five stunting or poverty

Support and services for early childhood development: Nurturing care

Parents and caregivers need a facilitating environment of laws, policies, services and community support to assist them in providing their young children with nurturing care.

Facilitating environments

Policies					
✓	<20%	20-39%	40-59%	60-79%	≥80%
Officially adopted national multisectoral ECD policy					
Child and family social protection					
None	<14	14 - <18	18 - <26	≥26	
Maternity leave (weeks)					
None	<14	14 - <18	18 - <26	≥26	
Paternity leave (weeks)					
Not	Slightly	Moderately	Substantially		
International Code of Marketing of Breastmilk Substitutes (alignment)					



International conventions

✓	Convention on the Rights of the Child
✓	Convention on the Rights of Persons with Disabilities
✓	CRC Optional Protocol on the Sale of Children, Child Prostitution and Child Pornography
✓	Hague Convention on Protection of Children and Cooperation in Respect of Intercountry Adoption



Saint Kitts and Nevis

Countdown to 2030

Women's, Children's & Adolescents' Health

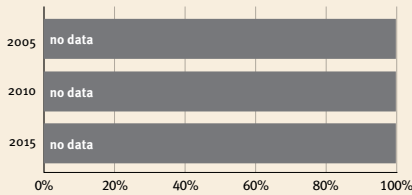
Demographics

Population	47,658
Annual births	563
Children under 5	2,948 (6%)
Under-five mortality	15/1,000

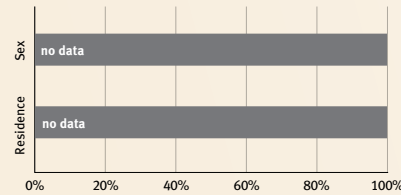
Threats to Early Childhood Development

Maternal mortality	-/100,000	Adolescent birth rate	no data/1,000
Low birthweight	no data	Preterm births	no data
Child poverty	no data	Under-five stunting	no data
Violent discipline	no data	Inadequate supervision	no data

Young children at risk of poor development



Risk by sex and residence



Children with functional difficulty

no data

Children developmentally on-track

no data

At risk in 2005, 2010 and 2015, using a composite indicator of under-five stunting or poverty

Support and services for early childhood development: Nurturing care

Parents and caregivers need a facilitating environment of laws, policies, services and community support to assist them in providing their young children with nurturing care.

Facilitating environments

Health

- Treatment for HIV+ pregnant women: no data
- Careseeking for child pneumonia: no data
- Postnatal visits: no data
- Antenatal care (4 or more visits): no data

Nutrition

- Early initiation of breastfeeding: no data
- Exclusive breastfeeding: no data
- Minimum acceptable diet: no data

Early learning

- Early stimulation at home: no data
- Children's books in the home: no data
- Playthings at home: no data
- Attendance in early childhood education: no data



Responsive caregiving

- Public information about ECD
- Parental mental health
- Parent support (groups, home visits)
- Quality child day care
- Comparative country data urgently needed

Security and safety

- Birth registration: no data
- Positive discipline: no data
- Basic drinking water: no data
- Basic sanitation: no data

Policies					
	<20%	20-39%	40-59%	60-79%	≥80%
Officially adopted national multisectoral ECD policy	X				
Child and family social protection	None	<14	14 - <18	18 - <26	≥26
Maternity leave (weeks)	None	<14	14 - <18	18 - <26	≥26
Paternity leave (weeks)	None	<14	14 - <18	18 - <26	≥26
International Code of Marketing of Breastmilk Substitutes (alignment)	Not	Slightly	Moderately	Substantially	

International conventions	
✓	Convention on the Rights of the Child
✓	Convention on the Rights of Persons with Disabilities
X	CRC Optional Protocol on the Sale of Children, Child Prostitution and Child Pornography
X	Hague Convention on Protection of Children and Cooperation in Respect of Intercountry Adoption



Saint Lucia

Countdown to 2030

Women's, Children's & Adolescents' Health

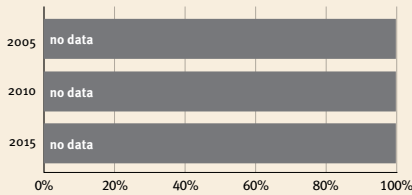
Demographics

Population	179,858
Annual births	2,035
Children under 5	10,355 (6%)
Under-five mortality	25/1,000

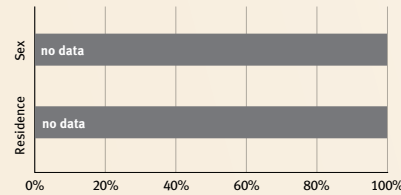
Threats to Early Childhood Development

Maternal mortality	73/100,000	Adolescent birth rate	38/1,000
Low birthweight	0.162511435	Preterm births	11%
Child poverty	no data	Under-five stunting	3%
Violent discipline	69%	Inadequate supervision	5%

Young children at risk of poor development



Risk by sex and residence



Children with functional difficulty

no data

Children developmentally on-track

91%

At risk in 2005, 2010 and 2015, using a composite indicator of under-five stunting or poverty

Support and services for early childhood development: Nurturing care

Parents and caregivers need a facilitating environment of laws, policies, services and community support to assist them in providing their young children with nurturing care.

Facilitating environments

Health

Treatment for HIV+ pregnant women

Careseeking for child pneumonia

no data

Postnatal visits

90%

Antenatal care (4 or more visits)

90%

Nutrition

Early initiation of breastfeeding

50%

Exclusive breastfeeding

3%

Minimum acceptable diet

no data

Early learning

Early stimulation at home

Children's books in the home

68%

Playthings at home

59%

Attendance in early childhood education

85%

Security and safety

Birth registration	92
Positive discipline	14
Basic drinking water	97
Basic sanitation	83

Responsive caregiving

Public information about ECD

Parental mental health

Parent support (groups, home visits)

Quality child day care

?

Comparative country data urgently needed

Policies					
	<20%	20-39%	40-59%	60-79%	≥80%
Officially adopted national multisectoral ECD policy	X				
Child and family social protection					
None	<14	14 - <18	18 - <26	≥26	
Maternity leave (weeks)					
None	<14	14 - <18	18 - <26	≥26	
Paternity leave (weeks)					
Not	Slightly	Moderately	Substantially		
International Code of Marketing of Breastmilk Substitutes (alignment)					

International conventions	
✓	Convention on the Rights of the Child
✓	Convention on the Rights of Persons with Disabilities
✓	CRC Optional Protocol on the Sale of Children, Child Prostitution and Child Pornography
X	Hague Convention on Protection of Children and Cooperation in Respect of Intercountry Adoption



Saint Vincent and the Grenadines

Countdown to 2030

Women's, Children's & Adolescents' Health

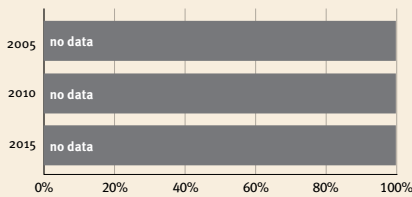
Demographics

Population	103,948
Annual births	1,324
Children under 5	6,835 (7%)
Under-five mortality	14/1,000

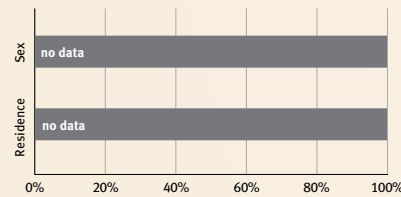
Threats to Early Childhood Development

Maternal mortality	62/100,000	Adolescent birth rate	55/1,000
Low birthweight	no data	Preterm births	12%
Child poverty	no data	Under-five stunting	no data
Violent discipline	no data	Inadequate supervision	no data

Young children at risk of poor development



Risk by sex and residence



Children with functional difficulty

no data

Children developmentally on-track

no data

At risk in 2005, 2010 and 2015, using a composite indicator of under-five stunting or poverty

Support and services for early childhood development: Nurturing care

Parents and caregivers need a facilitating environment of laws, policies, services and community support to assist them in providing their young children with nurturing care.

Facilitating environments

Health

- Treatment for HIV+ pregnant women: **no data**
- Careseeking for child pneumonia: **no data**
- Postnatal visits: **no data**
- Antenatal care (4 or more visits): **no data**
- 100%

Nutrition

- Early initiation of breastfeeding: **no data**
- Exclusive breastfeeding: **no data**
- Minimum acceptable diet: **no data**

Early learning

- Early stimulation at home: **no data**
- Children's books in the home: **no data**
- Playthings at home: **no data**
- Attendance in early childhood education: **no data**

Responsive caregiving

- Public information about ECD
- Parental mental health
- Parent support (groups, home visits)
- Quality child day care
- Comparative country data urgently needed

Security and safety

- Birth registration: **no data**
- Positive discipline: **no data**
- Basic drinking water: **no data**
- Basic sanitation: **no data**

Policies					
	<20%	20-39%	40-59%	60-79%	≥80%
Officially adopted national multisectoral ECD policy	X				
Child and family social protection	None	<14	14 - <18	18 - <26	≥26
Maternity leave (weeks)	None	<14	14 - <18	18 - <26	≥26
Paternity leave (weeks)	None	<14	14 - <18	18 - <26	≥26
International Code of Marketing of Breastmilk Substitutes (alignment)	Not	Slightly	Moderately	Substantially	

International conventions	
✓	Convention on the Rights of the Child
✓	Convention on the Rights of Persons with Disabilities
✓	CRC Optional Protocol on the Sale of Children, Child Prostitution and Child Pornography
X	Hague Convention on Protection of Children and Cooperation in Respect of Intercountry Adoption



Samoa

Countdown to 2030

Women's, Children's & Adolescents' Health

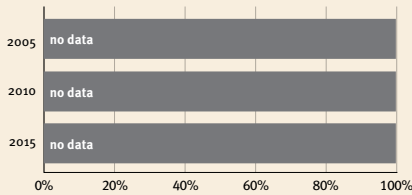
Demographics

Population	222,382
Annual births	6,024
Children under 5	29,229 (13%)
Under-five mortality	17/1,000

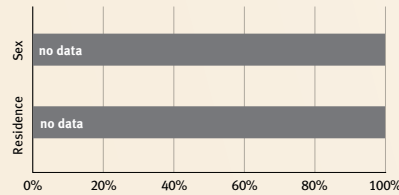
Threats to Early Childhood Development

Maternal mortality	59/100,000	Adolescent birth rate	55/1,000
Low birthweight	no data	Preterm births	6%
Child poverty	no data	Under-five stunting	7%
Violent discipline	82%	Inadequate supervision	16%

Young children at risk of poor development



Risk by sex and residence



Children with functional difficulty



Children developmentally on-track



At risk in 2005, 2010 and 2015, using a composite indicator of under-five stunting or poverty

Support and services for early childhood development: Nurturing care

Parents and caregivers need a facilitating environment of laws, policies, services and community support to assist them in providing their young children with nurturing care.

Facilitating environments

Policies					
	<20%	20-39%	40-59%	60-79%	≥80%
Officially adopted national multisectoral ECD policy	X				
Child and family social protection					
None	<14	14 - <18	18 - <26	≥26	
Maternity leave (weeks)					
None	<14	14 - <18	18 - <26	≥26	
Paternity leave (weeks)					
Not	Slightly	Moderately	Substantially		
International Code of Marketing of Breastmilk Substitutes (alignment)					

Health

Treatment for HIV+ pregnant women

Careseeking for child pneumonia: **72%**

Antenatal care (4 or more visits): **97%**

Postnatal visits: **83%**

no data

Nutrition

Early initiation of breastfeeding: **53**

Exclusive breastfeeding: **52**

Minimum acceptable diet: **12**

Early learning

Early stimulation at home

Children's books in the home: **9%**

Playthings at home: **51%**

Attendance in early childhood education: **26%**

87%

Security and safety

Birth registration: **67**

Positive discipline: **13**

Basic drinking water: **>99**

Basic sanitation: **98**

Responsive caregiving

Public information about ECD

Parental mental health

Parent support (groups, home visits)

Quality child day care

Comparative country data urgently needed

International conventions

✓	Convention on the Rights of the Child
✓	Convention on the Rights of Persons with Disabilities
✓	CRC Optional Protocol on the Sale of Children, Child Prostitution and Child Pornography
X	Hague Convention on Protection of Children and Cooperation in Respect of Intercountry Adoption



San Marino

Countdown to 2030

Women's, Children's & Adolescents' Health

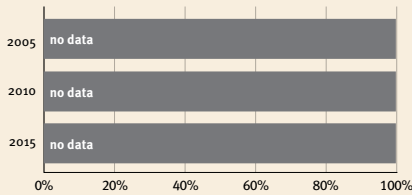
Demographics

Population	33,661
Annual births	200
Children under 5	1,044 (3%)
Under-five mortality	2/1,000

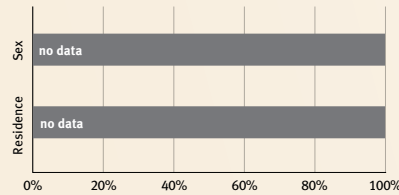
Threats to Early Childhood Development

Maternal mortality	-/100,000	Adolescent birth rate	1/1,000
Low birthweight	4%	Preterm births	no data
Child poverty	no data	Under-five stunting	no data
Violent discipline	no data	Inadequate supervision	no data

Young children at risk of poor development



Risk by sex and residence



Children with functional difficulty

no data

Children developmentally on-track

no data

At risk in 2005, 2010 and 2015, using a composite indicator of under-five stunting or poverty

Support and services for early childhood development: Nurturing care

Parents and caregivers need a facilitating environment of laws, policies, services and community support to assist them in providing their young children with nurturing care.

Facilitating environments

Health

Treatment for HIV+ pregnant women: **no data**

Careseeking for child pneumonia: **no data**

Postnatal visits: **no data**

Antenatal care (4 or more visits): **no data**

Nutrition

Early initiation of breastfeeding: **no data**

Exclusive breastfeeding: **no data**

Minimum acceptable diet: **no data**

Early learning

Early stimulation at home: **no data**

Children's books in the home: **no data**

Playthings at home: **no data**

Attendance in early childhood education: **no data**



Responsive caregiving

Public information about ECD

Parental mental health

Parent support (groups, home visits)

Quality child day care

Comparative country data urgently needed

Security and safety

Birth registration: 100%

Positive discipline: **no data**

Basic drinking water: >99%

Basic sanitation: >99%

Policies					
	<20%	20-39%	40-59%	60-79%	≥80%
Officially adopted national multisectoral ECD policy	X				
Child and family social protection					
Maternity leave (weeks)	None	<14	14 - <18	18 - <26	≥26
Paternity leave (weeks)	None	<14	14 - <18	18 - <26	≥26
International Code of Marketing of Breastmilk Substitutes (alignment)	Not	Slightly	Moderately	Substantially	

International conventions	
✓	Convention on the Rights of the Child
✓	Convention on the Rights of Persons with Disabilities
✓	CRC Optional Protocol on the Sale of Children, Child Prostitution and Child Pornography
✓	Hague Convention on Protection of Children and Cooperation in Respect of Intercountry Adoption



Sao Tome and Principe

Countdown to 2030

Women's, Children's & Adolescents' Health

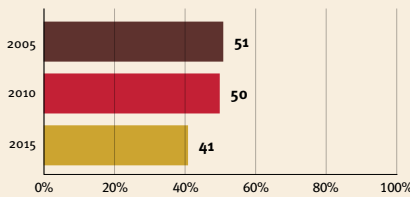
Demographics

Population	227,380
Annual births	6,370
Children under 5	30,498 (13%)
Under-five mortality	15/1,000

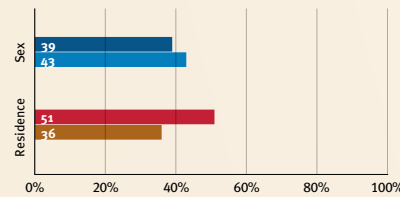
Threats to Early Childhood Development

Maternal mortality	146/100,000	Adolescent birth rate	86/1,000
Low birthweight	11%	Preterm births	11%
Child poverty	29%	Under-five stunting	10%
Violent discipline	80%	Inadequate supervision	21%

Young children at risk of poor development



Risk by sex and residence



Children with functional difficulty



Children developmentally on-track

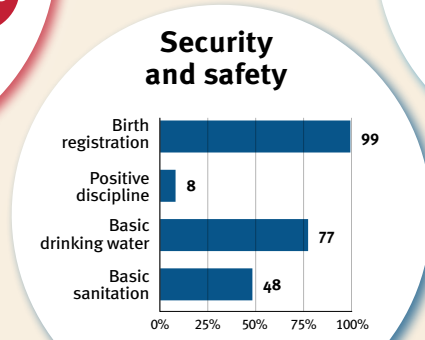
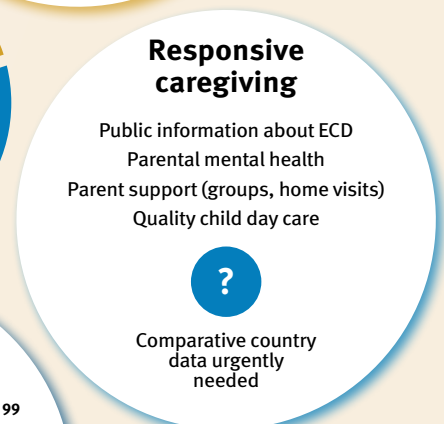

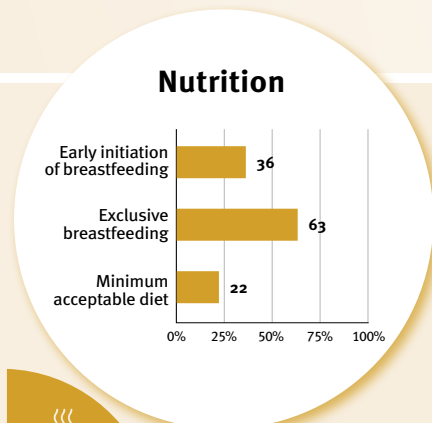
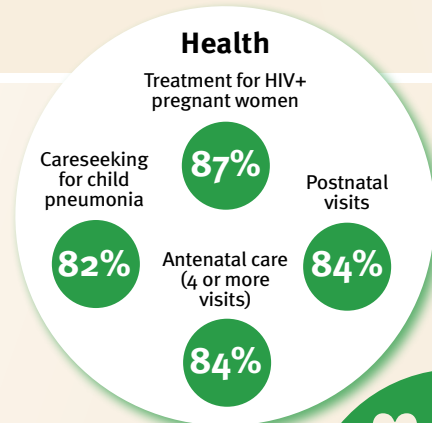


At risk in 2005, 2010 and 2015, using a composite indicator of under-five stunting or poverty

Support and services for early childhood development: Nurturing care

Parents and caregivers need a facilitating environment of laws, policies, services and community support to assist them in providing their young children with nurturing care.

Facilitating environments



Policies					
	<20%	20-39%	40-59%	60-79%	≥80%
Child and family social protection	None <14	14 - <18	18 - <26	≥26	
Maternity leave (weeks)	None <14	14 - <18	18 - <26	≥26	
Paternity leave (weeks)	None	Slightly	Moderately	Substantially	
International Code of Marketing of Breastmilk Substitutes (alignment)					

International conventions	
✓	Convention on the Rights of the Child
✓	Convention on the Rights of Persons with Disabilities
✓	CRC Optional Protocol on the Sale of Children, Child Prostitution and Child Pornography
✗	Hague Convention on Protection of Children and Cooperation in Respect of Intercountry Adoption



Saudi Arabia

Countdown to 2030

Women's, Children's & Adolescents' Health

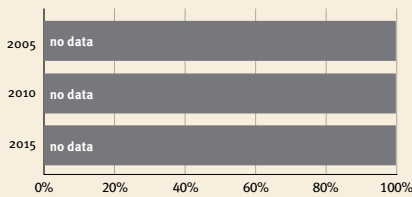
Demographics

Population	36,408,820
Annual births	615,690
Children under 5	3,176,739 (9%)
Under-five mortality	7/1,000

Threats to Early Childhood Development

Maternal mortality	16/100,000	Adolescent birth rate	9/1,000
Low birthweight	no data	Preterm births	6%
Child poverty	no data	Under-five stunting	12%
Violent discipline	no data	Inadequate supervision	no data

Young children at risk of poor development



Risk by sex and residence



Children with functional difficulty

no data

Children developmentally on-track

no data

At risk in 2005, 2010 and 2015, using a composite indicator of under-five stunting or poverty

Support and services for early childhood development: Nurturing care

Parents and caregivers need a facilitating environment of laws, policies, services and community support to assist them in providing their young children with nurturing care.

Facilitating environments

Policies					
	<20%	20-39%	40-59%	60-79%	≥80%
Officially adopted national multisectoral ECD policy	X				
Child and family social protection	None	<14	14 - <18	18 - <26	≥26
Maternity leave (weeks)	None	<14	14 - <18	18 - <26	≥26
Paternity leave (weeks)	None	<14	14 - <18	18 - <26	≥26
International Code of Marketing of Breastmilk Substitutes (alignment)	Not	Slightly	Moderately	Substantially	

Health

- Treatment for HIV+ pregnant women: 48%
- Careseeking for child pneumonia: no data
- Antenatal care (4 or more visits): no data
- Postnatal visits: no data

Nutrition

- Early initiation of breastfeeding: no data
- Exclusive breastfeeding: no data
- Minimum acceptable diet: no data

Early learning

- Early stimulation at home: no data
- Children's books in the home: no data
- Playthings at home: no data
- Attendance in early childhood education: no data

Security and safety

- Birth registration: 99
- Positive discipline: no data
- Basic drinking water: 99
- Basic sanitation: 95

Responsive caregiving

- Public information about ECD
- Parental mental health
- Parent support (groups, home visits)
- Quality child day care
- Comparative country data urgently needed

International conventions	
✓	Convention on the Rights of the Child
✓	Convention on the Rights of Persons with Disabilities
✓	CRC Optional Protocol on the Sale of Children, Child Prostitution and Child Pornography
X	Hague Convention on Protection of Children and Cooperation in Respect of Intercountry Adoption



Senegal

Countdown to 2030

Women's, Children's & Adolescents' Health

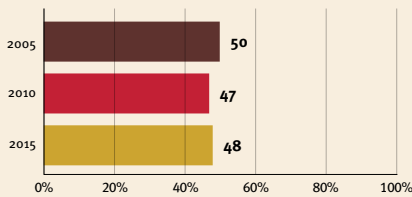
Demographics

Population	17,316,449
Annual births	555,696
Children under 5	2,611,432 (15%)
Under-five mortality	39/1,000

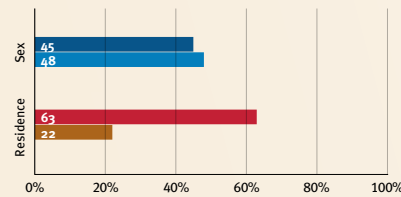
Threats to Early Childhood Development

Maternal mortality	261/100,000	Adolescent birth rate	71/1,000
Low birthweight	17%	Preterm births	10%
Child poverty	32%	Under-five stunting	17%
Violent discipline	no data	Inadequate supervision	39%

Young children at risk of poor development



Risk by sex and residence



Children with functional difficulty

no data

Children developmentally on-track

67%

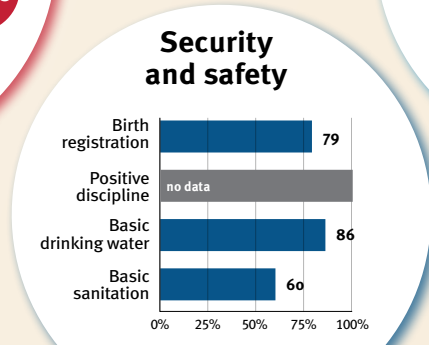

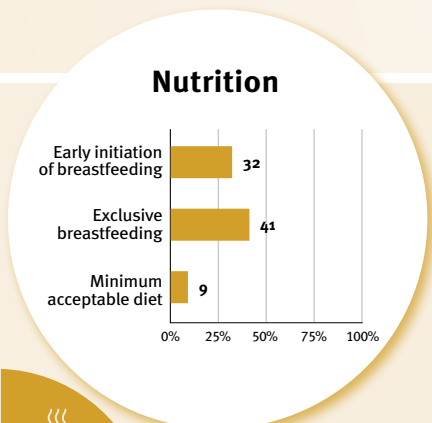
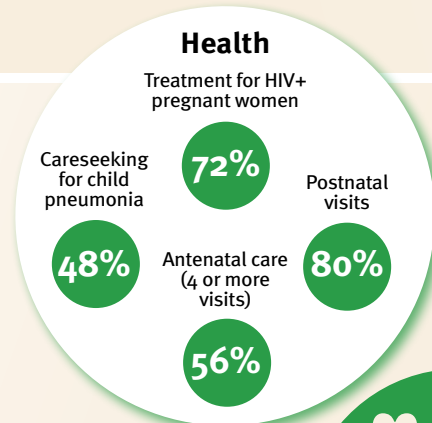
At risk in 2005, 2010 and 2015, using a composite indicator of under-five stunting or poverty

Support and services for early childhood development: Nurturing care

Parents and caregivers need a facilitating environment of laws, policies, services and community support to assist them in providing their young children with nurturing care.

Facilitating environments

Policies				
✓	Officially adopted national multisectoral ECD policy			
<20%	20-39%	40-59%	60-79%	≥80%
Child and family social protection				
None	<14	14 - <18	18 - <26	≥26
Maternity leave (weeks)				
None	<14	14 - <18	18 - <26	≥26
Paternity leave (weeks)				
Not	Slightly	Moderately	Substantially	
International Code of Marketing of Breastmilk Substitutes (alignment)				



International conventions	
✓	Convention on the Rights of the Child
✓	Convention on the Rights of Persons with Disabilities
✓	CRC Optional Protocol on the Sale of Children, Child Prostitution and Child Pornography
✓	Hague Convention on Protection of Children and Cooperation in Respect of Intercountry Adoption



Serbia

Countdown to 2030

Women's, Children's & Adolescents' Health

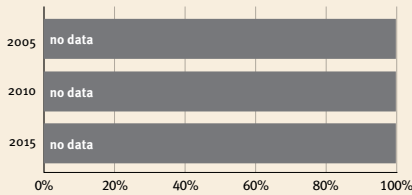
Demographics

Population	7,221,366
Annual births	66,557
Children under 5	341,735 (5%)
Under-five mortality	5/1,000

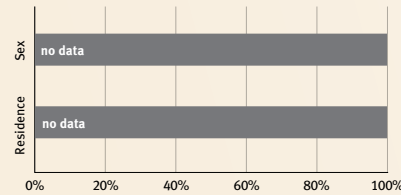
Threats to Early Childhood Development

Maternal mortality	10/100,000	Adolescent birth rate	14/1,000
Low birthweight	6%	Preterm births	7%
Child poverty	no data	Under-five stunting	5%
Violent discipline	44%	Inadequate supervision	4%

Young children at risk of poor development



Risk by sex and residence



Children with functional difficulty



Children developmentally on-track

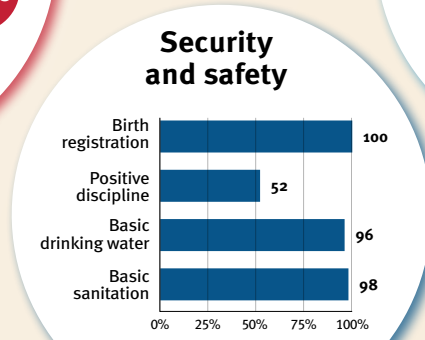
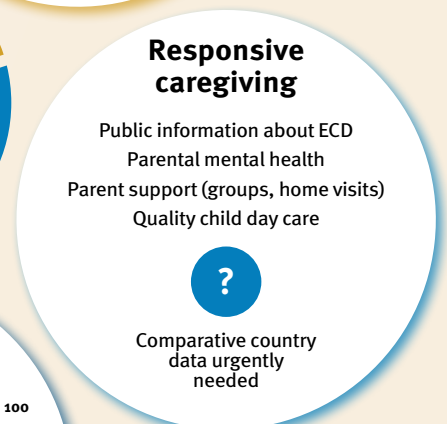

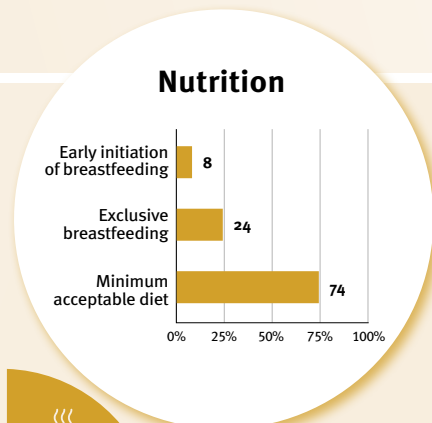
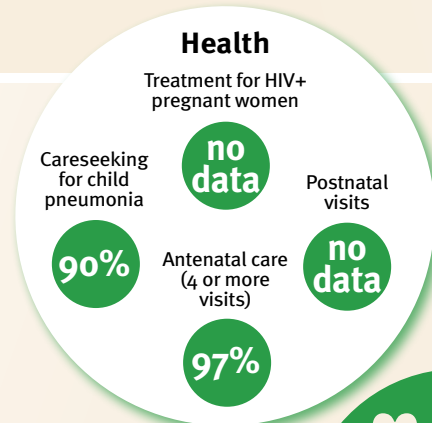


At risk in 2005, 2010 and 2015, using a composite indicator of under-five stunting or poverty

Support and services for early childhood development: Nurturing care

Parents and caregivers need a facilitating environment of laws, policies, services and community support to assist them in providing their young children with nurturing care.

Facilitating environments



Policies

X Officially adopted national multisectoral ECD policy

	<20%	20-39%	40-59%	60-79%	≥80%
Child and family social protection					
Maternity leave (weeks)	None	<14	14 - <18	18 - <26	≥26
Paternity leave (weeks)	None	<14	14 - <18	18 - <26	≥26
International Code of Marketing of Breastmilk Substitutes (alignment)	Not	Slightly	Moderately	Substantially	

International conventions

- ✓ Convention on the Rights of the Child
- ✓ Convention on the Rights of Persons with Disabilities
- ✓ CRC Optional Protocol on the Sale of Children, Child Prostitution and Child Pornography
- ✓ Hague Convention on Protection of Children and Cooperation in Respect of Intercountry Adoption



Seychelles

Countdown to 2030

Women's, Children's & Adolescents' Health

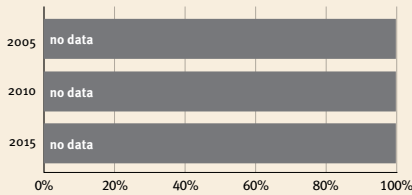
Demographics

Population	107,119
Annual births	1,611
Children under 5	8,371 (8%)
Under-five mortality	14/1,000

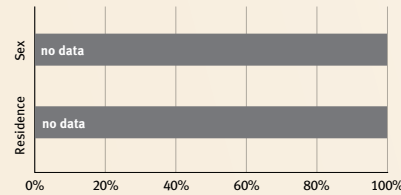
Threats to Early Childhood Development

Maternal mortality	3/100,000	Adolescent birth rate	61/1,000
Low birthweight	12%	Preterm births	12%
Child poverty	no data	Under-five stunting	7%
Violent discipline	no data	Inadequate supervision	no data

Young children at risk of poor development



Risk by sex and residence



Children with functional difficulty

no data

Children developmentally on-track

no data

At risk in 2005, 2010 and 2015, using a composite indicator of under-five stunting or poverty

Support and services for early childhood development: Nurturing care

Parents and caregivers need a facilitating environment of laws, policies, services and community support to assist them in providing their young children with nurturing care.

Facilitating environments

Policies					
✓	Officially adopted national multisectoral ECD policy				
	<20%	20-39%	40-59%	60-79%	≥80%
Child and family social protection					
None	<14	14 - <18	18 - <26	≥26	
Maternity leave (weeks)					
None	<14	14 - <18	18 - <26	≥26	
Paternity leave (weeks)					
Not	Slightly	Moderately	Substantially		
International Code of Marketing of Breastmilk Substitutes (alignment)					

Health

- Treatment for HIV+ pregnant women: no data
- Careseeking for child pneumonia: no data
- Postnatal visits: no data
- Antenatal care (4 or more visits): no data

Nutrition

- Early initiation of breastfeeding: no data
- Exclusive breastfeeding: no data
- Minimum acceptable diet: no data

Early learning

- Early stimulation at home: no data
- Children's books in the home: no data
- Playthings at home: no data
- Attendance in early childhood education: no data

Security and safety

- Birth registration: no data
- Positive discipline: no data
- Basic drinking water: 96%
- Basic sanitation: >99%

Responsive caregiving

- Public information about ECD
- Parental mental health
- Parent support (groups, home visits)
- Quality child day care
- Comparative country data urgently needed

International conventions	
✓	Convention on the Rights of the Child
✓	Convention on the Rights of Persons with Disabilities
✓	CRC Optional Protocol on the Sale of Children, Child Prostitution and Child Pornography
✓	Hague Convention on Protection of Children and Cooperation in Respect of Intercountry Adoption



Sierra Leone

Countdown to 2030

Women's, Children's & Adolescents' Health

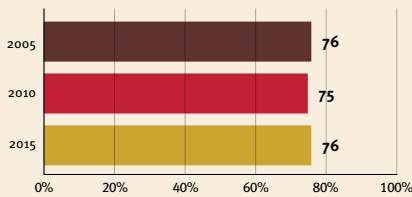
Demographics

Population	8,605,718
Annual births	265,023
Children under 5	1,199,103 (14%)
Under-five mortality	105/1,000

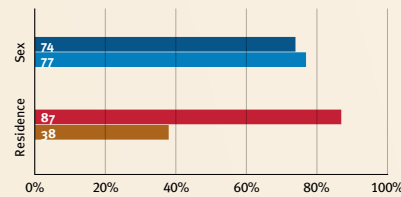
Threats to Early Childhood Development

Maternal mortality	443/100,000	Adolescent birth rate	102/1,000
Low birthweight	10%	Preterm births	10%
Child poverty	60%	Under-five stunting	26%
Violent discipline	76%	Inadequate supervision	30%

Young children at risk of poor development



Risk by sex and residence



Children with functional difficulty



Children developmentally on-track

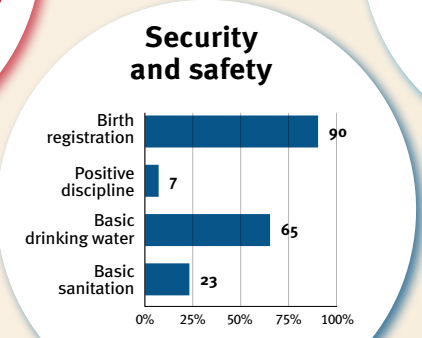
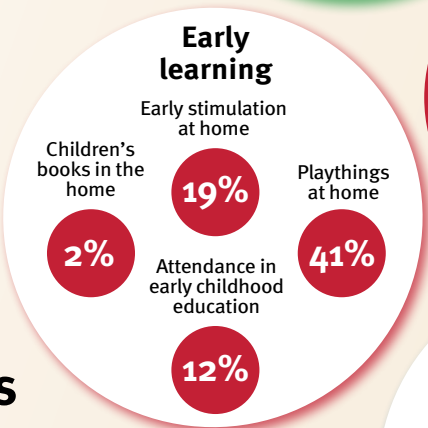
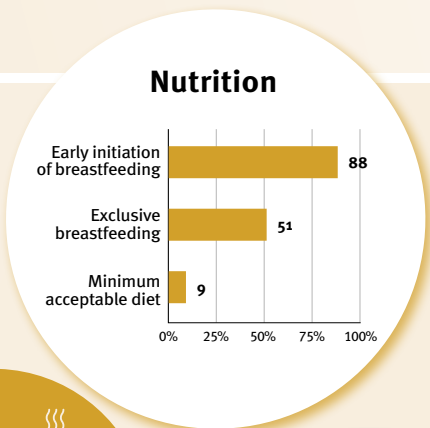
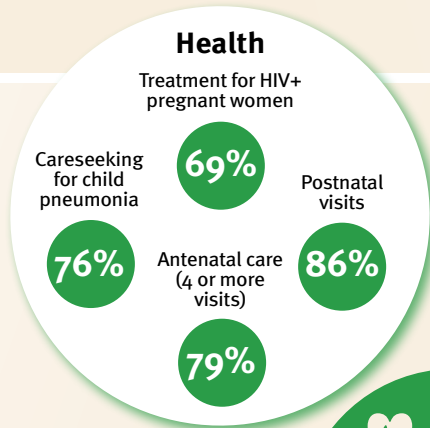


At risk in 2005, 2010 and 2015, using a composite indicator of under-five stunting or poverty

Support and services for early childhood development: Nurturing care

Parents and caregivers need a facilitating environment of laws, policies, services and community support to assist them in providing their young children with nurturing care.

Facilitating environments



Policies					
✓	<20%	20-39%	40-59%	60-79%	≥80%
Officially adopted national multisectoral ECD policy					
Child and family social protection					
None	<14	14 - <18	18 - <26	≥26	
Maternity leave (weeks)					
None	<14	14 - <18	18 - <26	≥26	
Paternity leave (weeks)					
Not	Slightly	Moderately	Substantially		
International Code of Marketing of Breastmilk Substitutes (alignment)					

International conventions	
✓	Convention on the Rights of the Child
✓	Convention on the Rights of Persons with Disabilities
✓	CRC Optional Protocol on the Sale of Children, Child Prostitution and Child Pornography
✗	Hague Convention on Protection of Children and Cooperation in Respect of Inter-country Adoption



Singapore

Countdown to 2030

Women's, Children's & Adolescents' Health

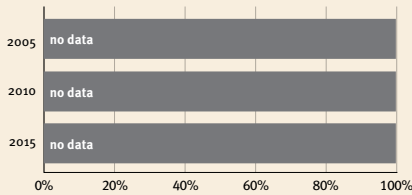
Demographics

Population	5,975,689
Annual births	42,333
Children under 5	239,246 (4%)
Under-five mortality	2/1,000

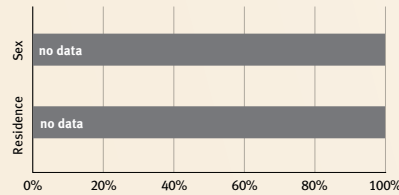
Threats to Early Childhood Development

Maternal mortality	7/100,000	Adolescent birth rate	2/1,000
Low birthweight	11%	Preterm births	12%
Child poverty	no data	Under-five stunting	3%
Violent discipline	no data	Inadequate supervision	no data

Young children at risk of poor development



Risk by sex and residence



Children with functional difficulty

no data

Children developmentally on-track

no data

At risk in 2005, 2010 and 2015, using a composite indicator of under-five stunting or poverty

Support and services for early childhood development: Nurturing care

Parents and caregivers need a facilitating environment of laws, policies, services and community support to assist them in providing their young children with nurturing care.

Facilitating environments

Health

Treatment for HIV+ pregnant women: **no data**

Careseeking for child pneumonia: **no data**

Postnatal visits: **no data**

Antenatal care (4 or more visits): **no data**

Nutrition

Early initiation of breastfeeding: **no data**

Exclusive breastfeeding: **no data**

Minimum acceptable diet: **no data**

Early learning

Early stimulation at home: **no data**

Children's books in the home: **no data**

Playthings at home: **no data**

Attendance in early childhood education: **no data**



Responsive caregiving

Public information about ECD

Parental mental health

Parent support (groups, home visits)

Quality child day care

Comparative country data urgently needed

Security and safety

Birth registration: 100%

Positive discipline: **no data**

Basic drinking water: >99%

Basic sanitation: >99%

Policies					
	<20%	20-39%	40-59%	60-79%	≥80%
Officially adopted national multisectoral ECD policy	X				
Child and family social protection					
Maternity leave (weeks)	None	<14	14 - <18	18 - <26	≥26
Paternity leave (weeks)	None	<14	14 - <18	18 - <26	≥26
International Code of Marketing of Breastmilk Substitutes (alignment)	Not	Slightly	Moderately	Substantially	

International conventions	
✓	Convention on the Rights of the Child
✓	Convention on the Rights of Persons with Disabilities
X	CRC Optional Protocol on the Sale of Children, Child Prostitution and Child Pornography
X	Hague Convention on Protection of Children and Cooperation in Respect of Intercountry Adoption



Slovakia

Countdown to 2030

Women's, Children's & Adolescents' Health

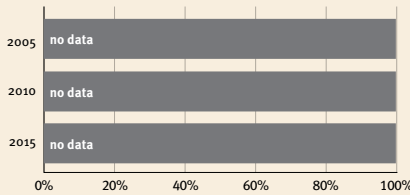
Demographics

Population	5,643,453
Annual births	53,357
Children under 5	295,831 (5%)
Under-five mortality	6/1,000

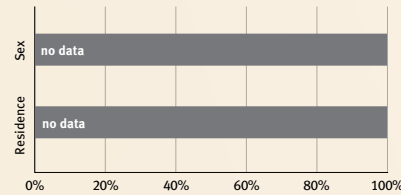
Threats to Early Childhood Development

Maternal mortality	5/100,000	Adolescent birth rate	27/1,000
Low birthweight	8%	Preterm births	6%
Child poverty	no data	Under-five stunting	no data
Violent discipline	no data	Inadequate supervision	no data

Young children at risk of poor development



Risk by sex and residence



Children with functional difficulty

no data

Children developmentally on-track

no data

At risk in 2005, 2010 and 2015, using a composite indicator of under-five stunting or poverty

Support and services for early childhood development: Nurturing care

Parents and caregivers need a facilitating environment of laws, policies, services and community support to assist them in providing their young children with nurturing care.

Facilitating environments

Health

Treatment for HIV+ pregnant women: **no data**

Careseeking for child pneumonia: **no data**

Postnatal visits: **no data**

Antenatal care (4 or more visits): **no data**

Nutrition

Early initiation of breastfeeding: **no data**

Exclusive breastfeeding: **no data**

Minimum acceptable diet: **no data**

Early learning

Early stimulation at home: **no data**

Children's books in the home: **no data**

Playthings at home: **no data**

Attendance in early childhood education: **no data**



Responsive caregiving

Public information about ECD

Parental mental health

Parent support (groups, home visits)

Quality child day care

Comparative country data urgently needed

Security and safety

Birth registration: 100

Positive discipline: **no data**

Basic drinking water: >99

Basic sanitation: 98

Policies					
	<20%	20-39%	40-59%	60-79%	≥80%
Officially adopted national multisectoral ECD policy	X				
Child and family social protection	None	<14	14 - <18	18 - <26	≥26
Maternity leave (weeks)	None	<14	14 - <18	18 - <26	≥26
Paternity leave (weeks)	None	<14	14 - <18	18 - <26	≥26
International Code of Marketing of Breastmilk Substitutes (alignment)	Not	Slightly	Moderately	Substantially	

International conventions	
✓	Convention on the Rights of the Child
✓	Convention on the Rights of Persons with Disabilities
✓	CRC Optional Protocol on the Sale of Children, Child Prostitution and Child Pornography
✓	Hague Convention on Protection of Children and Cooperation in Respect of Intercountry Adoption



Slovenia

Countdown to 2030

Women's, Children's & Adolescents' Health

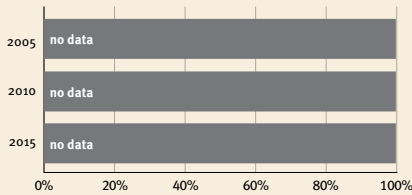
Demographics

Population	2,119,844
Annual births	18,836
Children under 5	99,007 (5%)
Under-five mortality	2/1,000

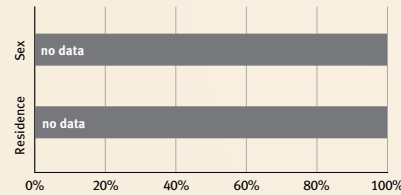
Threats to Early Childhood Development

Maternal mortality	5/100,000	Adolescent birth rate	4/1,000
Low birthweight	6%	Preterm births	8%
Child poverty	no data	Under-five stunting	no data
Violent discipline	no data	Inadequate supervision	no data

Young children at risk of poor development



Risk by sex and residence



Children with functional difficulty

no data

Children developmentally on-track

no data

At risk in 2005, 2010 and 2015, using a composite indicator of under-five stunting or poverty

Support and services for early childhood development: Nurturing care

Parents and caregivers need a facilitating environment of laws, policies, services and community support to assist them in providing their young children with nurturing care.

Facilitating environments

Health

Treatment for HIV+ pregnant women: **no data**

Careseeking for child pneumonia: **no data**

Postnatal visits: **no data**

Antenatal care (4 or more visits): **no data**

Nutrition

Early initiation of breastfeeding: **no data**

Exclusive breastfeeding: **no data**

Minimum acceptable diet: **no data**

Early learning

Early stimulation at home: **no data**

Children's books in the home: **no data**

Playthings at home: **no data**

Attendance in early childhood education: **no data**



Responsive caregiving

Public information about ECD

Parental mental health

Parent support (groups, home visits)

Quality child day care

Comparative country data urgently needed

Security and safety

Birth registration: 100

Positive discipline: **no data**

Basic drinking water: >99

Basic sanitation: 98

Policies				
<20%	20-39%	40-59%	60-79%	≥80%
X Officially adopted national multisectoral ECD policy				
Child and family social protection				
None	<14	14 - <18	18 - <26	≥26
Maternity leave (weeks)				
None	<14	14 - <18	18 - <26	≥26
Paternity leave (weeks)				
Not	Slightly	Moderately	Substantially	
International Code of Marketing of Breastmilk Substitutes (alignment)				

International conventions	
✓	Convention on the Rights of the Child
✓	Convention on the Rights of Persons with Disabilities
✓	CRC Optional Protocol on the Sale of Children, Child Prostitution and Child Pornography
✓	Hague Convention on Protection of Children and Cooperation in Respect of Intercountry Adoption



Solomon Islands

Countdown to 2030

Women's, Children's & Adolescents' Health

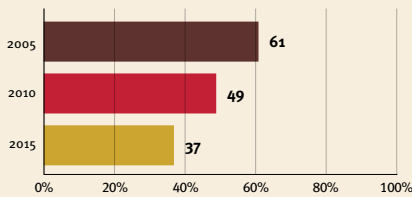
Demographics

Population	724,273
Annual births	21,262
Children under 5	102,155 (14%)
Under-five mortality	19/1,000

Threats to Early Childhood Development

Maternal mortality	122/100,000	Adolescent birth rate	78/1,000
Low birthweight	0.132339312	Preterm births	12%
Child poverty	no data	Under-five stunting	30%
Violent discipline	85%	Inadequate supervision	no data

Young children at risk of poor development



Risk by sex and residence



Children with functional difficulty

no data

Children developmentally on-track

no data

At risk in 2005, 2010 and 2015, using a composite indicator of under-five stunting or poverty

Support and services for early childhood development: Nurturing care

Parents and caregivers need a facilitating environment of laws, policies, services and community support to assist them in providing their young children with nurturing care.

Facilitating environments

Policies					
	<20%	20-39%	40-59%	60-79%	≥80%
Officially adopted national multisectoral ECD policy	✓				
Child and family social protection	None	<14	14 - <18	18 - <26	≥26
Maternity leave (weeks)	None	<14	14 - <18	18 - <26	≥26
Paternity leave (weeks)	None	<14	14 - <18	18 - <26	≥26
International Code of Marketing of Breastmilk Substitutes (alignment)	Not	Slightly	Moderately	Substantially	

Health

Treatment for HIV+ pregnant women

- Careseeking for child pneumonia: 79%
- Antenatal care (4 or more visits): 69%
- Postnatal visits: 69%
- no data

Nutrition

- Early initiation of breastfeeding: 79%
- Exclusive breastfeeding: 76%
- Minimum acceptable diet: no data

Early learning

- Early stimulation at home: no data
- Children's books in the home: no data
- Playthings at home: no data
- Attendance in early childhood education: no data

Security and safety

- Birth registration: 88%
- Positive discipline: 43%
- Basic drinking water: no data
- Basic sanitation: no data

Responsive caregiving

- Public information about ECD
- Parental mental health
- Parent support (groups, home visits)
- Quality child day care
- Comparative country data urgently needed

International conventions	
✓	Convention on the Rights of the Child
✓	Convention on the Rights of Persons with Disabilities
✓	CRC Optional Protocol on the Sale of Children, Child Prostitution and Child Pornography
✗	Hague Convention on Protection of Children and Cooperation in Respect of Intercountry Adoption



Somalia

Countdown to 2030

Women's, Children's & Adolescents' Health

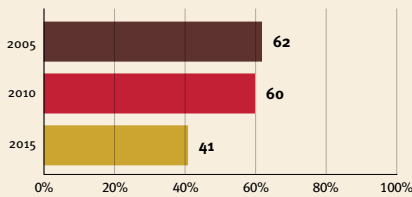
Demographics

Population	17,597,511
Annual births	759,044
Children under 5	3,277,528 (19%)
Under-five mortality	112/1,000

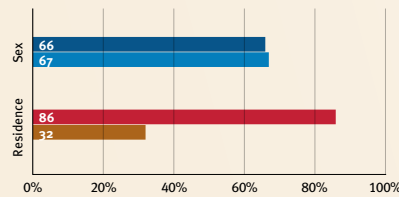
Threats to Early Childhood Development

Maternal mortality	621/100,000	Adolescent birth rate	128/1,000
Low birthweight	no data	Preterm births	12%
Child poverty	no data	Under-five stunting	18%
Violent discipline	no data	Inadequate supervision	no data

Young children at risk of poor development



Risk by sex and residence



Children with functional difficulty

no data

Children developmentally on-track

no data

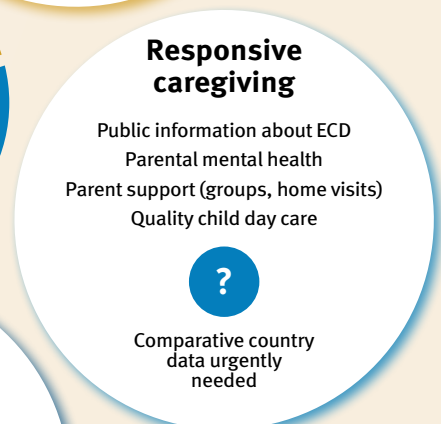
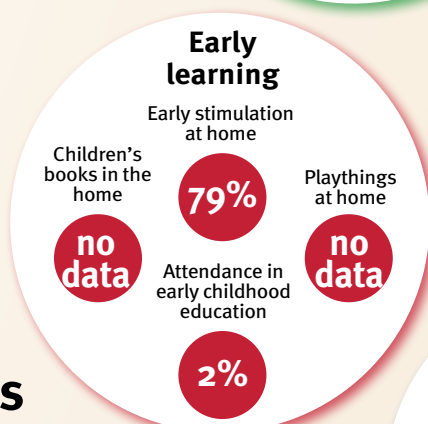
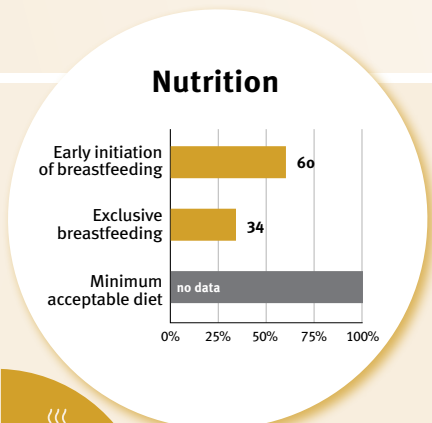
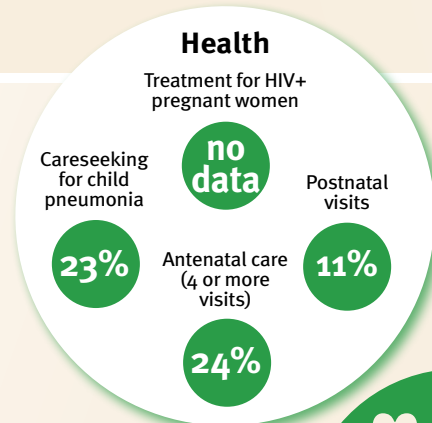
At risk in 2005, 2010 and 2015, using a composite indicator of under-five stunting or poverty

Support and services for early childhood development: Nurturing care

Parents and caregivers need a facilitating environment of laws, policies, services and community support to assist them in providing their young children with nurturing care.

Facilitating environments

Policies					
	<20%	20-39%	40-59%	60-79%	≥80%
Officially adopted national multisectoral ECD policy	X				
Child and family social protection	None	<14	14 - <18	18 - <26	≥26
Maternity leave (weeks)	None	<14	14 - <18	18 - <26	≥26
Paternity leave (weeks)	None	<14	14 - <18	18 - <26	≥26
International Code of Marketing of Breastmilk Substitutes (alignment)	Not	Slightly	Moderately	Substantially	



International conventions

✓	Convention on the Rights of the Child
✓	Convention on the Rights of Persons with Disabilities
X	CRC Optional Protocol on the Sale of Children, Child Prostitution and Child Pornography
X	Hague Convention on Protection of Children and Cooperation in Respect of Intercountry Adoption



South Africa

Countdown to 2030

Women's, Children's & Adolescents' Health

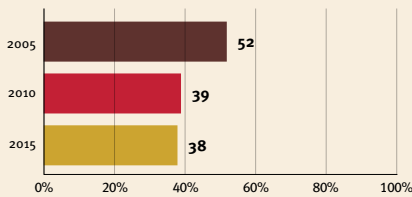
Demographics

Population	59,893,886
Annual births	1,155,858
Children under 5	5,818,687 (10%)
Under-five mortality	33/1,000

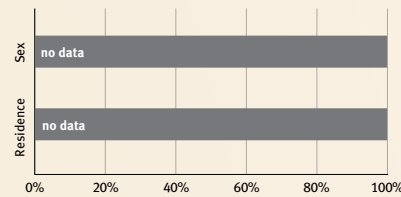
Threats to Early Childhood Development

Maternal mortality	127/100,000	Adolescent birth rate	41/1,000
Low birthweight	17%	Preterm births	8%
Child poverty	no data	Under-five stunting	23%
Violent discipline	no data	Inadequate supervision	no data

Young children at risk of poor development



Risk by sex and residence



Children with functional difficulty

no data

Children developmentally on-track

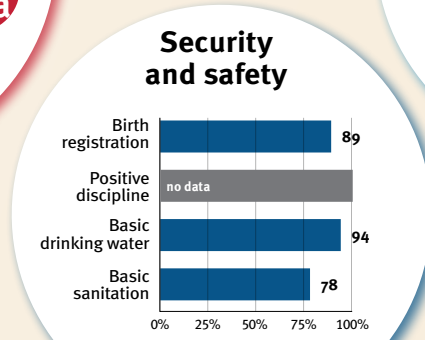
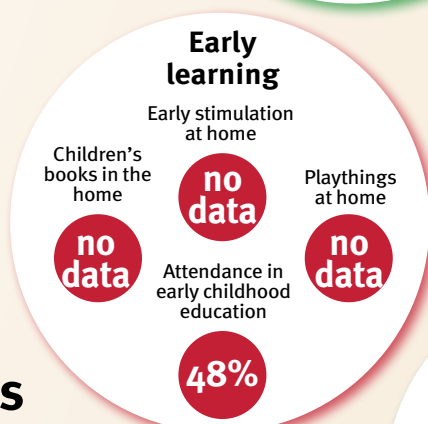
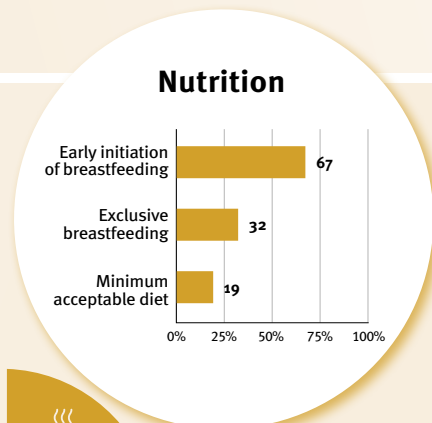
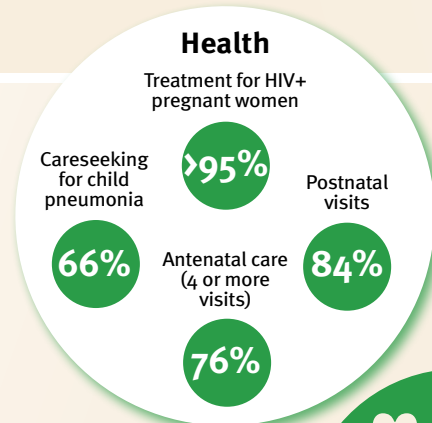
no data

At risk in 2005, 2010 and 2015, using a composite indicator of under-five stunting or poverty

Support and services for early childhood development: Nurturing care

Parents and caregivers need a facilitating environment of laws, policies, services and community support to assist them in providing their young children with nurturing care.

Facilitating environments



Policies				
✔	20-39%	40-59%	60-79%	≥80%
Officially adopted national multisectoral ECD policy				
Child and family social protection	None <14	14 - <18	18 - <26	≥26
Maternity leave (weeks)	None <14	14 - <18	18 - <26	≥26
Paternity leave (weeks)	None	Slightly	Moderately	Substantially
International Code of Marketing of Breastmilk Substitutes (alignment)				

International conventions	
✔	Convention on the Rights of the Child
✔	Convention on the Rights of Persons with Disabilities
✔	CRC Optional Protocol on the Sale of Children, Child Prostitution and Child Pornography
✔	Hague Convention on Protection of Children and Cooperation in Respect of Intercountry Adoption



South Sudan

Countdown to 2030

Women's, Children's & Adolescents' Health

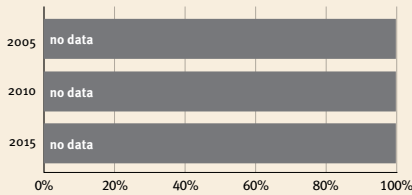
Demographics

Population	10,913,164
Annual births	315,390
Children under 5	1,444,726 (13%)
Under-five mortality	99/1,000

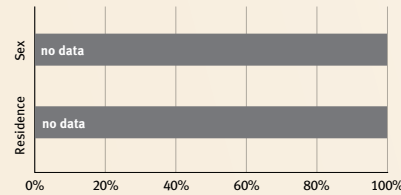
Threats to Early Childhood Development

Maternal mortality	1223/100,000	Adolescent birth rate	158/1,000
Low birthweight	no data	Preterm births	no data
Child poverty	no data	Under-five stunting	28%
Violent discipline	no data	Inadequate supervision	no data

Young children at risk of poor development



Risk by sex and residence



Children with functional difficulty

no data

Children developmentally on-track

no data

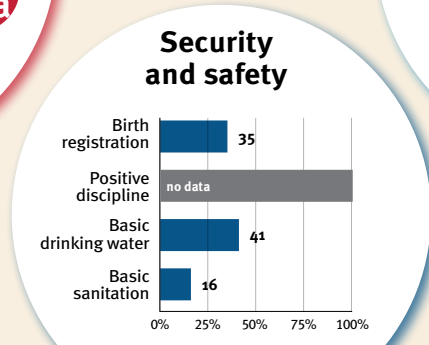

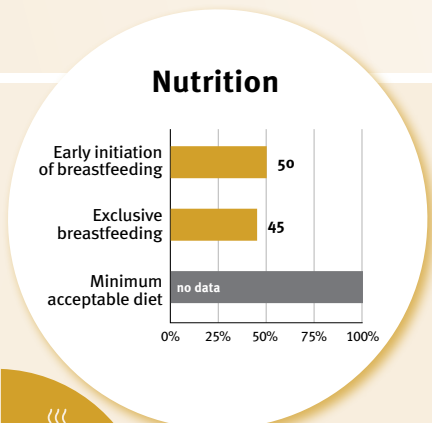
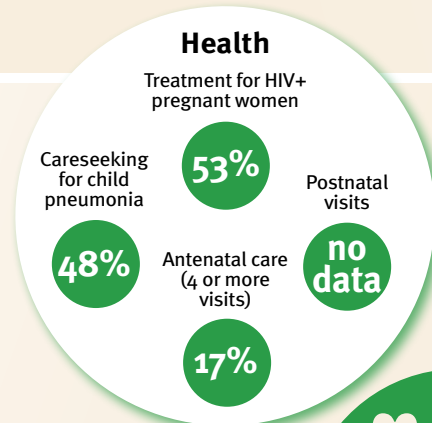
At risk in 2005, 2010 and 2015, using a composite indicator of under-five stunting or poverty

Support and services for early childhood development: Nurturing care

Parents and caregivers need a facilitating environment of laws, policies, services and community support to assist them in providing their young children with nurturing care.

Facilitating environments

Policies				
X	Officially adopted national multisectoral ECD policy			
<20%	20-39%	40-59%	60-79%	≥80%
Child and family social protection				
None	<14	14 - <18	18 - <26	≥26
Maternity leave (weeks)				
None	<14	14 - <18	18 - <26	≥26
Paternity leave (weeks)				
Not	Slightly	Moderately	Substantially	
International Code of Marketing of Breastmilk Substitutes (alignment)				



International conventions	
✓	Convention on the Rights of the Child
X	Convention on the Rights of Persons with Disabilities
✓	CRC Optional Protocol on the Sale of Children, Child Prostitution and Child Pornography
X	Hague Convention on Protection of Children and Cooperation in Respect of Intercountry Adoption



Spain

Countdown to 2030

Women's, Children's & Adolescents' Health

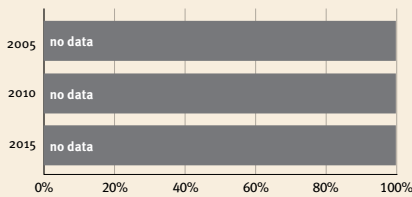
Demographics

Population	47,558,630
Annual births	356,359
Children under 5	1,841,261 (4%)
Under-five mortality	3/1,000

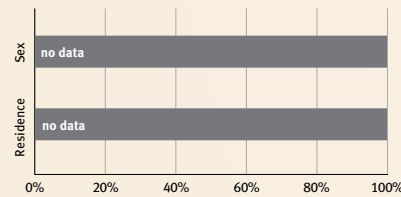
Threats to Early Childhood Development

Maternal mortality	3/100,000	Adolescent birth rate	5/1,000
Low birthweight	10%	Preterm births	7%
Child poverty	no data	Under-five stunting	no data
Violent discipline	no data	Inadequate supervision	no data

Young children at risk of poor development



Risk by sex and residence



Children with functional difficulty

no data

Children developmentally on-track

no data

At risk in 2005, 2010 and 2015, using a composite indicator of under-five stunting or poverty

Support and services for early childhood development: Nurturing care

Parents and caregivers need a facilitating environment of laws, policies, services and community support to assist them in providing their young children with nurturing care.

Facilitating environments

Health

Treatment for HIV+ pregnant women

Careseeking for child pneumonia: no data

Postnatal visits: no data

Antenatal care (4 or more visits): no data

Nutrition

Early initiation of breastfeeding: no data

Exclusive breastfeeding: no data

Minimum acceptable diet: no data

Early learning

Early stimulation at home

Children's books in the home: no data

Playthings at home: no data

Attendance in early childhood education: no data

Security and safety

Birth registration: 100%

Positive discipline: 0%

Basic drinking water: >99%

Basic sanitation: >99%

Responsive caregiving

Public information about ECD

Parental mental health

Parent support (groups, home visits)

Quality child day care

Comparative country data urgently needed

Policies					
	<20%	20-39%	40-59%	60-79%	≥80%
Officially adopted national multisectoral ECD policy	X				
Child and family social protection	None	<14	14 - <18	18 - <26	≥26
Maternity leave (weeks)	None	<14	14 - <18	18 - <26	≥26
Paternity leave (weeks)	None	<14	14 - <18	18 - <26	≥26
International Code of Marketing of Breastmilk Substitutes (alignment)	Not	Slightly	Moderately	Substantially	

International conventions	
✓	Convention on the Rights of the Child
✓	Convention on the Rights of Persons with Disabilities
✓	CRC Optional Protocol on the Sale of Children, Child Prostitution and Child Pornography
✓	Hague Convention on Protection of Children and Cooperation in Respect of Intercountry Adoption



Sri Lanka

Countdown to 2030

Women's, Children's & Adolescents' Health

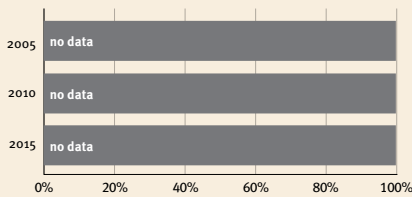
Demographics

Population	21,832,143
Annual births	301,383
Children under 5	1,537,343 (7%)
Under-five mortality	7/1,000

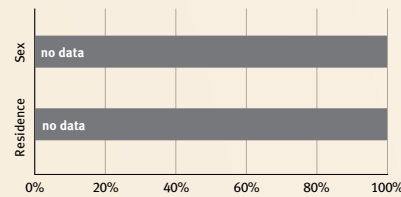
Threats to Early Childhood Development

Maternal mortality	29/100,000	Adolescent birth rate	17/1,000
Low birthweight	18%	Preterm births	11%
Child poverty	no data	Under-five stunting	16%
Violent discipline	no data	Inadequate supervision	no data

Young children at risk of poor development



Risk by sex and residence



Children with functional difficulty

no data

Children developmentally on-track

no data

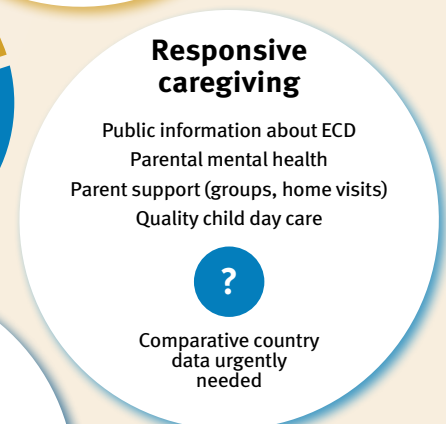
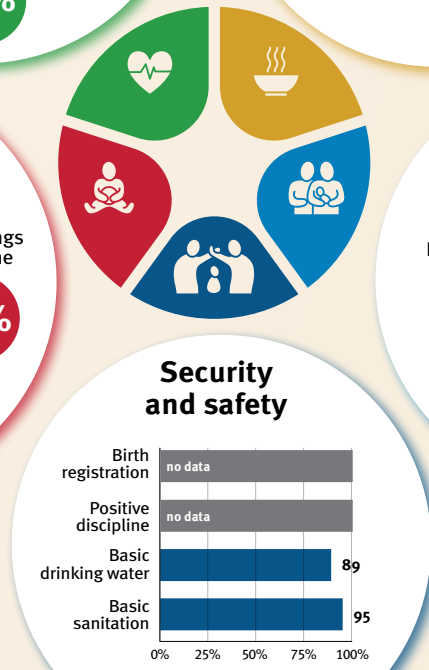

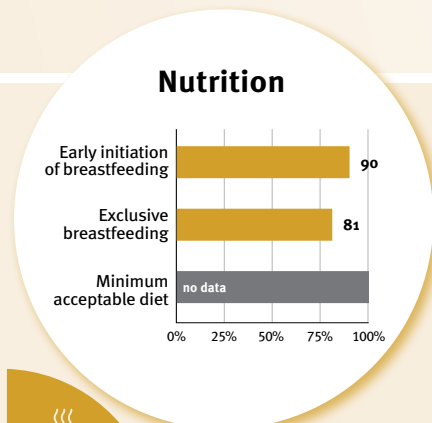
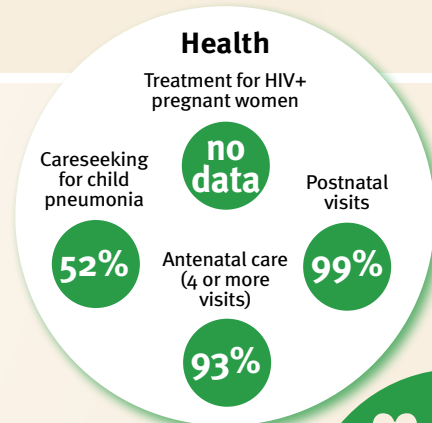
At risk in 2005, 2010 and 2015, using a composite indicator of under-five stunting or poverty

Support and services for early childhood development: Nurturing care

Parents and caregivers need a facilitating environment of laws, policies, services and community support to assist them in providing their young children with nurturing care.

Facilitating environments

Policies				
✓	Officially adopted national multisectoral ECD policy			
<20%	20-39%	40-59%	60-79%	≥80%
Child and family social protection				
None	<14	14 - <18	18 - <26	≥26
Maternity leave (weeks)				
None	<14	14 - <18	18 - <26	≥26
Paternity leave (weeks)				
Not	Slightly	Moderately	Substantially	
International Code of Marketing of Breastmilk Substitutes (alignment)				



International conventions	
✓	Convention on the Rights of the Child
✓	Convention on the Rights of Persons with Disabilities
✓	CRC Optional Protocol on the Sale of Children, Child Prostitution and Child Pornography
✓	Hague Convention on Protection of Children and Cooperation in Respect of Intercountry Adoption



State of Palestine

Countdown to 2030

Women's, Children's & Adolescents' Health

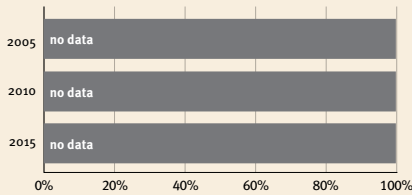
Demographics

Population	5,250,072
Annual births	145,449
Children under 5	711,631 (14%)
Under-five mortality	15/1,000

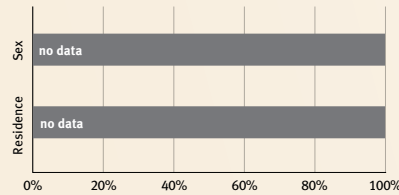
Threats to Early Childhood Development

Maternal mortality	20/100,000	Adolescent birth rate	43/1,000
Low birthweight	10%	Preterm births	no data
Child poverty	no data	Under-five stunting	8%
Violent discipline	85%	Inadequate supervision	14%

Young children at risk of poor development



Risk by sex and residence



Children with functional difficulty



Children developmentally on-track



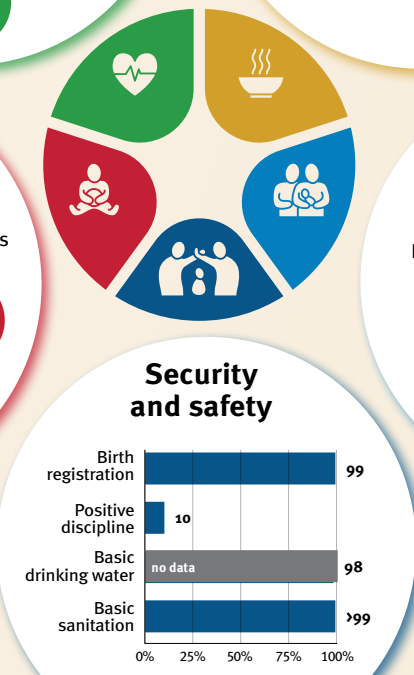
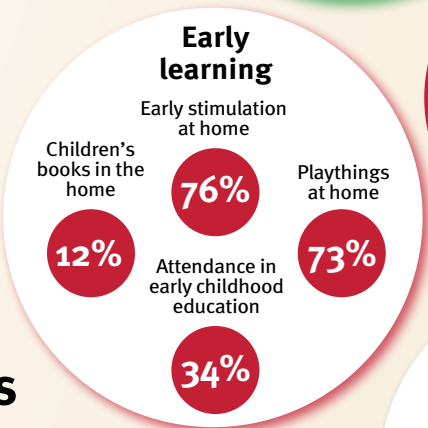
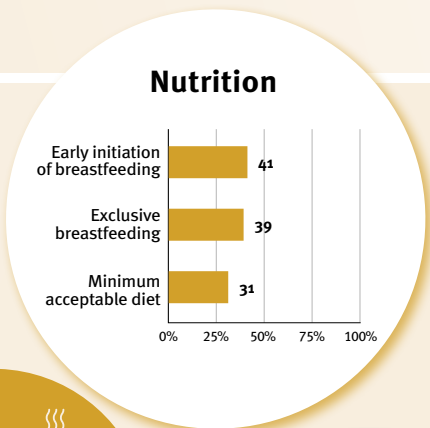
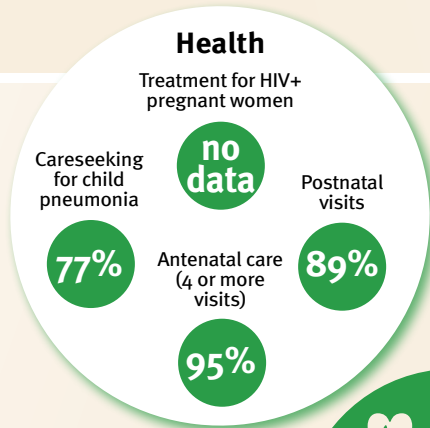
At risk in 2005, 2010 and 2015, using a composite indicator of under-five stunting or poverty

Support and services for early childhood development: Nurturing care

Parents and caregivers need a facilitating environment of laws, policies, services and community support to assist them in providing their young children with nurturing care.

Facilitating environments

Policies				
✓	20-39%	40-59%	60-79%	≥80%
Officially adopted national multisectoral ECD policy				
Child and family social protection				
None	<14	14 - <18	18 - <26	≥26
Maternity leave (weeks)				
None	<14	14 - <18	18 - <26	≥26
Paternity leave (weeks)				
Not	Slightly	Moderately	Substantially	
International Code of Marketing of Breastmilk Substitutes (alignment)				



International conventions

✓	Convention on the Rights of the Child
✓	Convention on the Rights of Persons with Disabilities
✓	CRC Optional Protocol on the Sale of Children, Child Prostitution and Child Pornography
✗	Hague Convention on Protection of Children and Cooperation in Respect of Intercountry Adoption



Sudan

Countdown to 2030

Women's, Children's & Adolescents' Health

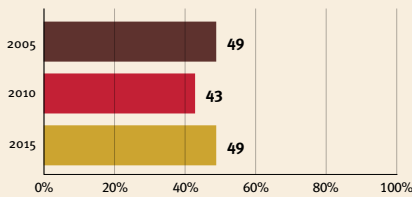
Demographics

Population	46,874,204
Annual births	1,548,473
Children under 5	7,192,566 (15%)
Under-five mortality	55/1,000

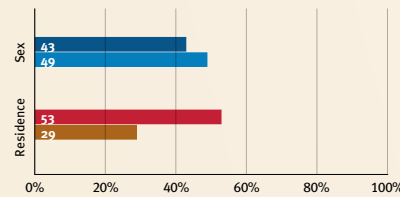
Threats to Early Childhood Development

Maternal mortality	270/100,000	Adolescent birth rate	91/1,000
Low birthweight	no data	Preterm births	13%
Child poverty	17%	Under-five stunting	36%
Violent discipline	62%	Inadequate supervision	no data

Young children at risk of poor development



Risk by sex and residence



Children with functional difficulty

no data

Children developmentally on-track

no data

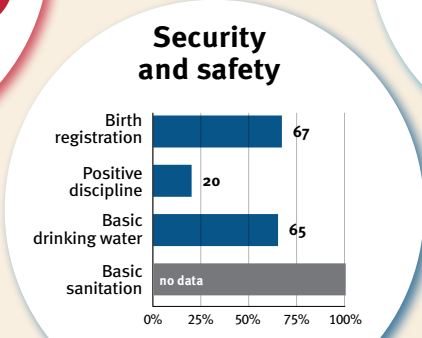
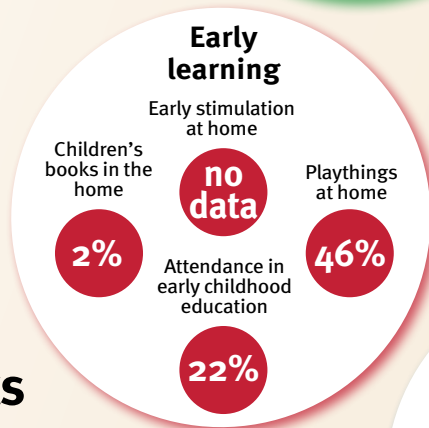
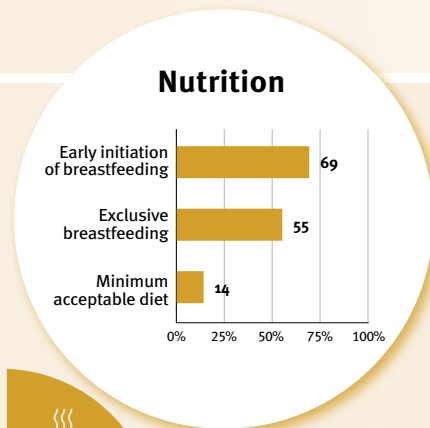
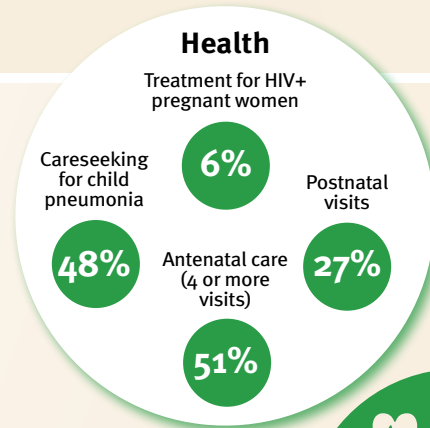
At risk in 2005, 2010 and 2015, using a composite indicator of under-five stunting or poverty

Support and services for early childhood development: Nurturing care

Parents and caregivers need a facilitating environment of laws, policies, services and community support to assist them in providing their young children with nurturing care.

Facilitating environments

Policies				
X	Officially adopted national multisectoral ECD policy			
<20%	20-39%	40-59%	60-79%	≥80%
Child and family social protection				
None	<14	14 - <18	18 - <26	≥26
Maternity leave (weeks)				
None	<14	14 - <18	18 - <26	≥26
Paternity leave (weeks)				
Not	Slightly	Moderately	Substantially	
International Code of Marketing of Breastmilk Substitutes (alignment)				



International conventions	
✓	Convention on the Rights of the Child
✓	Convention on the Rights of Persons with Disabilities
✓	CRC Optional Protocol on the Sale of Children, Child Prostitution and Child Pornography
X	Hague Convention on Protection of Children and Cooperation in Respect of Intercountry Adoption



Suriname

Countdown to 2030

Women's, Children's & Adolescents' Health

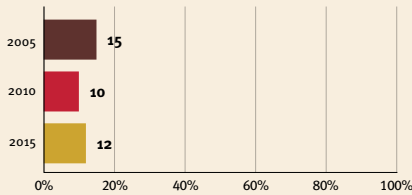
Demographics

Population	618,041
Annual births	11,123
Children under 5	54,415 (9%)
Under-five mortality	17/1,000

Threats to Early Childhood Development

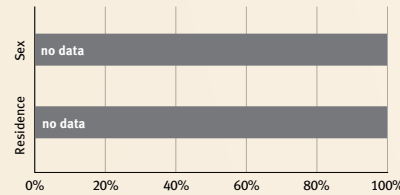
Maternal mortality	96/100,000	Adolescent birth rate	49/1,000
Low birthweight	16%	Preterm births	9%
Child poverty	no data	Under-five stunting	8%
Violent discipline	87%	Inadequate supervision	6%

Young children at risk of poor development



At risk in 2005, 2010 and 2015, using a composite indicator of under-five stunting or poverty

Risk by sex and residence



Children with functional difficulty



Children developmentally on-track

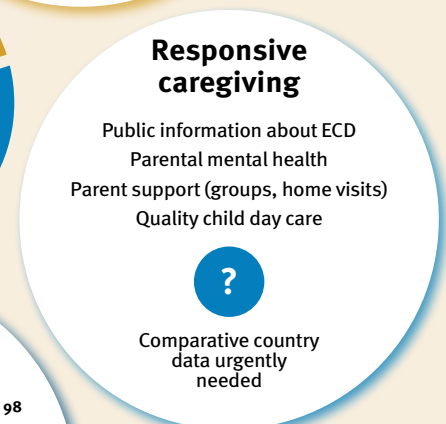
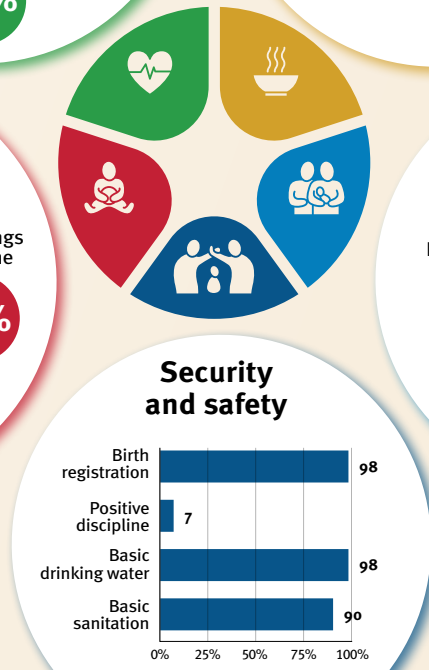

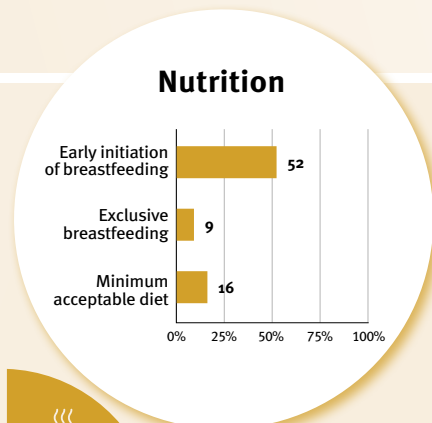
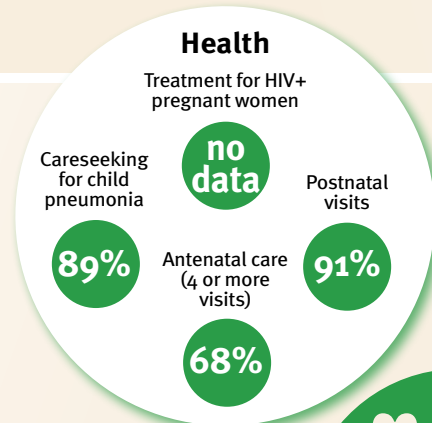


Support and services for early childhood development: Nurturing care

Parents and caregivers need a facilitating environment of laws, policies, services and community support to assist them in providing their young children with nurturing care.

Facilitating environments

Policies				
<20%	20-39%	40-59%	60-79%	≥80%
X Officially adopted national multisectoral ECD policy				
Child and family social protection				
None	<14	14 - <18	18 - <26	≥26
Maternity leave (weeks)				
None	<14	14 - <18	18 - <26	≥26
Paternity leave (weeks)				
Not	Slightly	Moderately	Substantially	
International Code of Marketing of Breastmilk Substitutes (alignment)				



International conventions

✓	Convention on the Rights of the Child
✓	Convention on the Rights of Persons with Disabilities
✓	CRC Optional Protocol on the Sale of Children, Child Prostitution and Child Pornography
X	Hague Convention on Protection of Children and Cooperation in Respect of Intercountry Adoption



Sweden

Countdown to 2030

Women's, Children's & Adolescents' Health

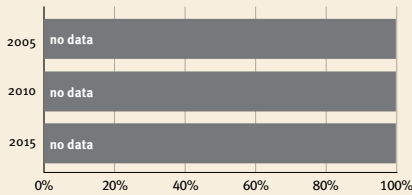
Demographics

Population	10,549,347
Annual births	114,080
Children under 5	590,051 (6%)
Under-five mortality	2/1,000

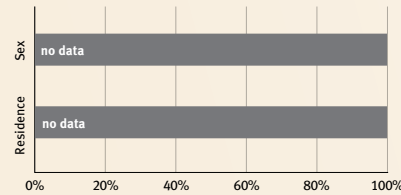
Threats to Early Childhood Development

Maternal mortality	5/100,000	Adolescent birth rate	2/1,000
Low birthweight	4%	Preterm births	6%
Child poverty	no data	Under-five stunting	no data
Violent discipline	no data	Inadequate supervision	no data

Young children at risk of poor development



Risk by sex and residence



Children with functional difficulty

no data

Children developmentally on-track

no data

At risk in 2005, 2010 and 2015, using a composite indicator of under-five stunting or poverty

Support and services for early childhood development: Nurturing care

Parents and caregivers need a facilitating environment of laws, policies, services and community support to assist them in providing their young children with nurturing care.

Facilitating environments

Health

Treatment for HIV+ pregnant women

Careseeking for child pneumonia: no data

Postnatal visits: no data

Antenatal care (4 or more visits): no data

Nutrition

Early initiation of breastfeeding: no data

Exclusive breastfeeding: no data

Minimum acceptable diet: no data

Early learning

Early stimulation at home

Children's books in the home: no data

Playthings at home: no data

Attendance in early childhood education: no data

Security and safety

Birth registration: 100

Positive discipline: no data

Basic drinking water: >99

Basic sanitation: 99

Responsive caregiving

Public information about ECD

Parental mental health

Parent support (groups, home visits)

Quality child day care

Comparative country data urgently needed

Policies					
	<20%	20-39%	40-59%	60-79%	≥80%
Officially adopted national multisectoral ECD policy	X				
Child and family social protection	None	<14	14 - <18	18 - <26	≥26
Maternity leave (weeks)	None	<14	14 - <18	18 - <26	≥26
Paternity leave (weeks)	None	<14	14 - <18	18 - <26	≥26
International Code of Marketing of Breastmilk Substitutes (alignment)	Not	Slightly	Moderately	Substantially	

International conventions	
✓	Convention on the Rights of the Child
✓	Convention on the Rights of Persons with Disabilities
✓	CRC Optional Protocol on the Sale of Children, Child Prostitution and Child Pornography
✓	Hague Convention on Protection of Children and Cooperation in Respect of Intercountry Adoption



Switzerland

Countdown to 2030

Women's, Children's & Adolescents' Health

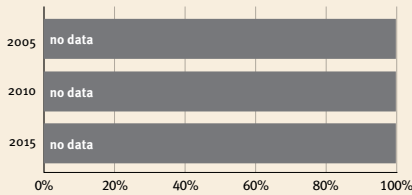
Demographics

Population	8,740,472
Annual births	86,479
Children under 5	435,705 (5%)
Under-five mortality	4/1,000

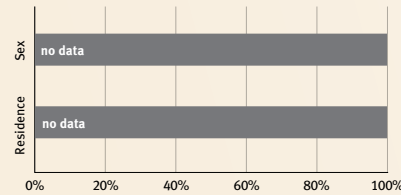
Threats to Early Childhood Development

Maternal mortality	7/100,000	Adolescent birth rate	1/1,000
Low birthweight	6%	Preterm births	7%
Child poverty	no data	Under-five stunting	no data
Violent discipline	no data	Inadequate supervision	no data

Young children at risk of poor development



Risk by sex and residence



Children with functional difficulty

no data

Children developmentally on-track

no data

At risk in 2005, 2010 and 2015, using a composite indicator of under-five stunting or poverty

Support and services for early childhood development: Nurturing care

Parents and caregivers need a facilitating environment of laws, policies, services and community support to assist them in providing their young children with nurturing care.

Facilitating environments

Health

Treatment for HIV+ pregnant women: **no data**

Careseeking for child pneumonia: **no data**

Postnatal visits: **no data**

Antenatal care (4 or more visits): **no data**

Nutrition

Early initiation of breastfeeding: **no data**

Exclusive breastfeeding: **no data**

Minimum acceptable diet: **no data**

Early learning

Early stimulation at home: **no data**

Children's books in the home: **no data**

Playthings at home: **no data**

Attendance in early childhood education: **no data**



Responsive caregiving

Public information about ECD

Parental mental health

Parent support (groups, home visits)

Quality child day care

Comparative country data urgently needed

Security and safety

Birth registration: 100%

Positive discipline: **no data**

Basic drinking water: >99%

Basic sanitation: >99%

Policies					
	<20%	20-39%	40-59%	60-79%	≥80%
Officially adopted national multisectoral ECD policy	X				
Child and family social protection	None	<14	14 - <18	18 - <26	≥26
Maternity leave (weeks)	None	<14	14 - <18	18 - <26	≥26
Paternity leave (weeks)	None	<14	14 - <18	18 - <26	≥26
International Code of Marketing of Breastmilk Substitutes (alignment)	Not	Slightly	Moderately	Substantially	

International conventions	
✓	Convention on the Rights of the Child
✓	Convention on the Rights of Persons with Disabilities
✓	CRC Optional Protocol on the Sale of Children, Child Prostitution and Child Pornography
✓	Hague Convention on Protection of Children and Cooperation in Respect of Intercountry Adoption



Syrian Arab Republic

Countdown to 2030

Women's, Children's & Adolescents' Health

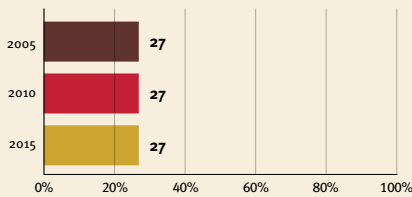
Demographics

Population	22,125,249
Annual births	446,859
Children under 5	1,990,679 (9%)
Under-five mortality	22/1,000

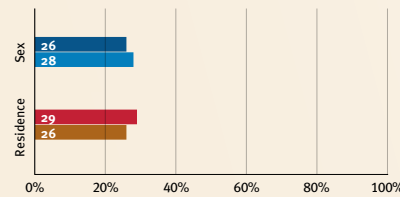
Threats to Early Childhood Development

Maternal mortality	30/100,000	Adolescent birth rate	54/1,000
Low birthweight	no data	Preterm births	11%
Child poverty	2%	Under-five stunting	25%
Violent discipline	84%	Inadequate supervision	17%

Young children at risk of poor development



Risk by sex and residence



Children with functional difficulty

no data

Children developmentally on-track

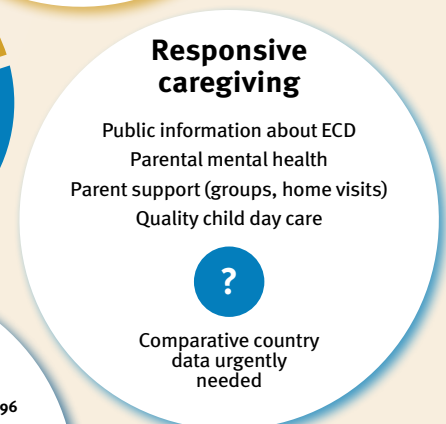
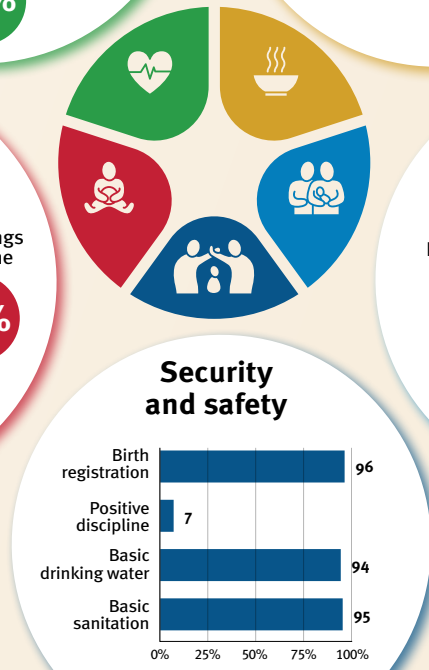

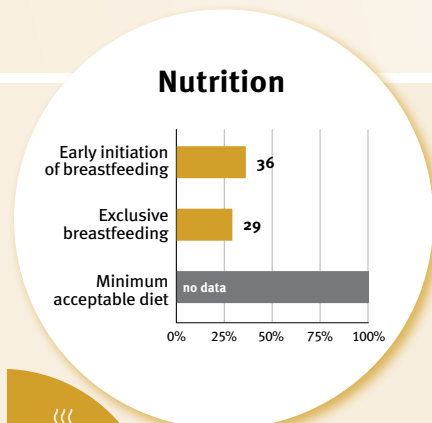
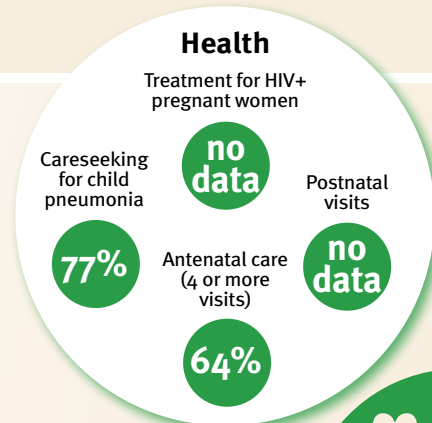
no data

At risk in 2005, 2010 and 2015, using a composite indicator of under-five stunting or poverty

Support and services for early childhood development: Nurturing care

Parents and caregivers need a facilitating environment of laws, policies, services and community support to assist them in providing their young children with nurturing care.

Facilitating environments



Policies				
✓	20-39%	40-59%	60-79%	≥80%
Officially adopted national multisectoral ECD policy				
Child and family social protection				
None	<14	14 - <18	18 - <26	≥26
Maternity leave (weeks)				
None	<14	14 - <18	18 - <26	≥26
Paternity leave (weeks)				
Not	Slightly	Moderately	Substantially	
International Code of Marketing of Breastmilk Substitutes (alignment)				

International conventions	
✓	Convention on the Rights of the Child
✓	Convention on the Rights of Persons with Disabilities
✓	CRC Optional Protocol on the Sale of Children, Child Prostitution and Child Pornography
✗	Hague Convention on Protection of Children and Cooperation in Respect of Intercountry Adoption



Tajikistan

Countdown to 2030

Women's, Children's & Adolescents' Health

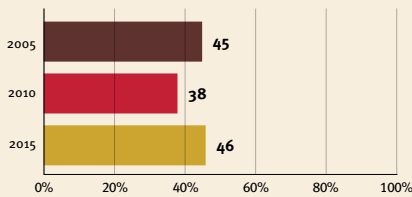
Demographics

Population	9,952,787
Annual births	259,276
Children under 5	1,269,089 (13%)
Under-five mortality	31/1,000

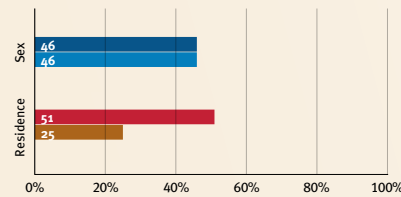
Threats to Early Childhood Development

Maternal mortality	17/100,000	Adolescent birth rate	42/1,000
Low birthweight	9%	Preterm births	11%
Child poverty	29%	Under-five stunting	13%
Violent discipline	62%	Inadequate supervision	13%

Young children at risk of poor development



Risk by sex and residence



Children with functional difficulty

no data

Children developmentally on-track

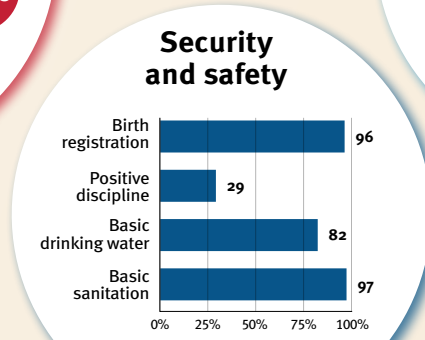
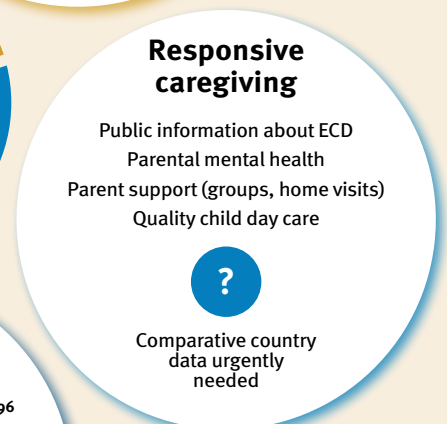

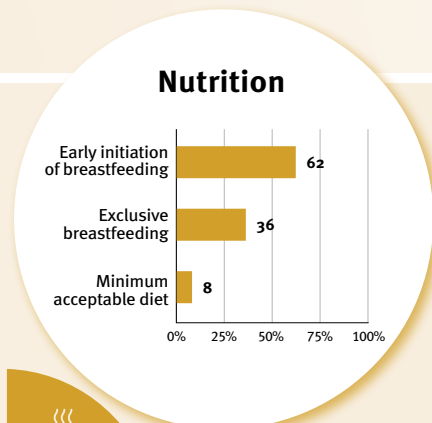
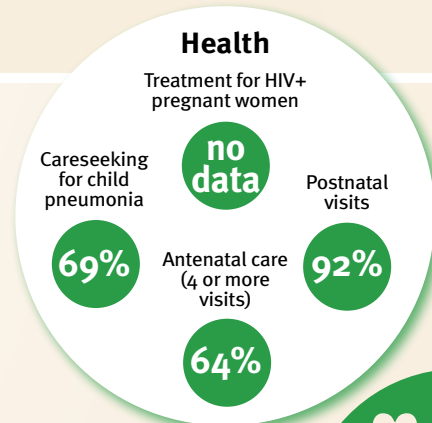
no data

At risk in 2005, 2010 and 2015, using a composite indicator of under-five stunting or poverty

Support and services for early childhood development: Nurturing care

Parents and caregivers need a facilitating environment of laws, policies, services and community support to assist them in providing their young children with nurturing care.

Facilitating environments



Policies				
<20%	20-39%	40-59%	60-79%	≥80%
X Officially adopted national multisectoral ECD policy				
Child and family social protection				
None	<14	14 - <18	18 - <26	≥26
Maternity leave (weeks)				
None	<14	14 - <18	18 - <26	≥26
Paternity leave (weeks)				
Not	Slightly	Moderately	Substantially	
International Code of Marketing of Breastmilk Substitutes (alignment)				

International conventions	
✓	Convention on the Rights of the Child
✓	Convention on the Rights of Persons with Disabilities
✓	CRC Optional Protocol on the Sale of Children, Child Prostitution and Child Pornography
X	Hague Convention on Protection of Children and Cooperation in Respect of Intercountry Adoption



Thailand

Countdown to 2030

Women's, Children's & Adolescents' Health

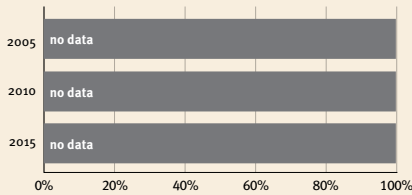
Demographics

Population	71,697,030
Annual births	631,239
Children under 5	3,301,763 (5%)
Under-five mortality	8/1,000

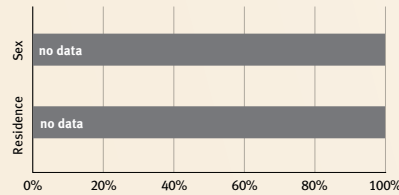
Threats to Early Childhood Development

Maternal mortality	29/100,000	Adolescent birth rate	27/1,000
Low birthweight	10%	Preterm births	12%
Child poverty	no data	Under-five stunting	12%
Violent discipline	59%	Inadequate supervision	5%

Young children at risk of poor development



Risk by sex and residence



Children with functional difficulty

no data

Children developmentally on-track

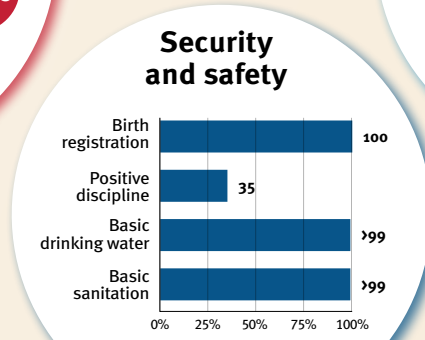
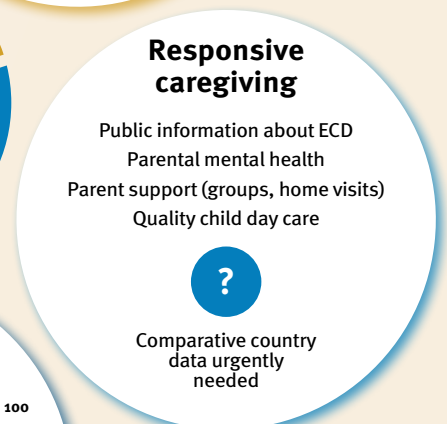

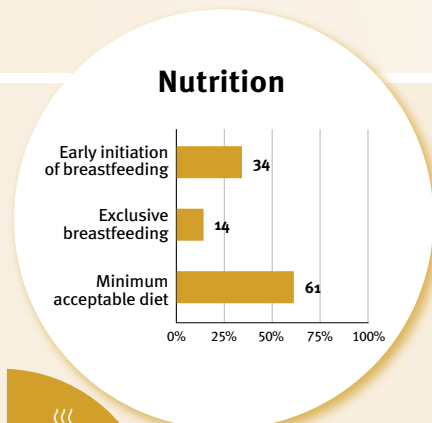
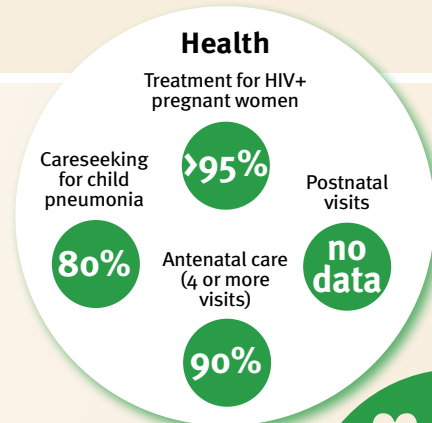
93%

At risk in 2005, 2010 and 2015, using a composite indicator of under-five stunting or poverty

Support and services for early childhood development: Nurturing care

Parents and caregivers need a facilitating environment of laws, policies, services and community support to assist them in providing their young children with nurturing care.

Facilitating environments



Policies					
✔	Officially adopted national multisectoral ECD policy				
	<20%	20-39%	40-59%	60-79%	≥80%
	Child and family social protection				
	None	<14	14 - <18	18 - <26	≥26
	Maternity leave (weeks)				
	None	<14	14 - <18	18 - <26	≥26
	Paternity leave (weeks)				
	Not	Slightly	Moderately	Substantially	
	International Code of Marketing of Breastmilk Substitutes (alignment)				

International conventions	
✔	Convention on the Rights of the Child
✔	Convention on the Rights of Persons with Disabilities
✔	CRC Optional Protocol on the Sale of Children, Child Prostitution and Child Pornography
✔	Hague Convention on Protection of Children and Cooperation in Respect of Intercountry Adoption



Timor-Leste

Countdown to 2030

Women's, Children's & Adolescents' Health

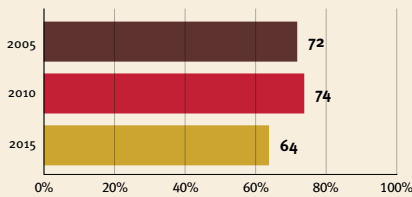
Demographics

Population	1,341,296
Annual births	33,074
Children under 5	157,542 (12%)
Under-five mortality	51/1,000

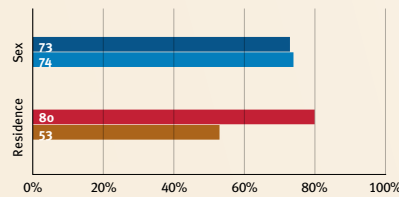
Threats to Early Childhood Development

Maternal mortality	204/100,000	Adolescent birth rate	48/1,000
Low birthweight	0.182120182	Preterm births	12%
Child poverty	44%	Under-five stunting	45%
Violent discipline	no data	Inadequate supervision	29%

Young children at risk of poor development



Risk by sex and residence



Children with functional difficulty

no data

Children developmentally on-track

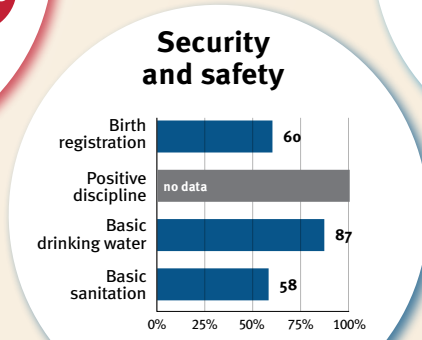

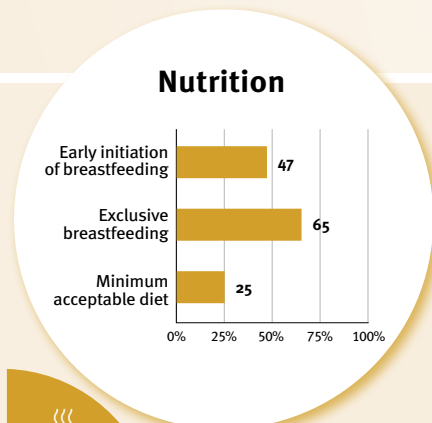
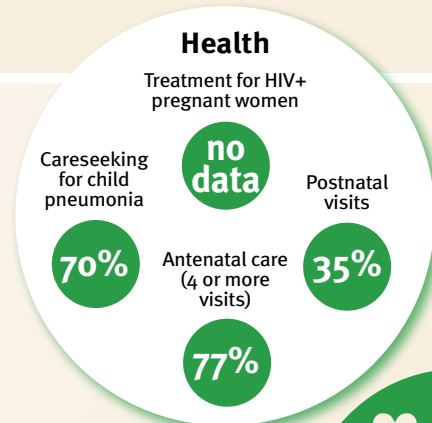
53%

At risk in 2005, 2010 and 2015, using a composite indicator of under-five stunting or poverty

Support and services for early childhood development: Nurturing care

Parents and caregivers need a facilitating environment of laws, policies, services and community support to assist them in providing their young children with nurturing care.

Facilitating environments



Policies				
X	Officially adopted national multisectoral ECD policy			
<20%	20-39%	40-59%	60-79%	≥80%
Child and family social protection				
None	<14	14 - <18	18 - <26	≥26
Maternity leave (weeks)				
None	<14	14 - <18	18 - <26	≥26
Paternity leave (weeks)				
Not	Slightly	Moderately	Substantially	
International Code of Marketing of Breastmilk Substitutes (alignment)				

International conventions	
✓	Convention on the Rights of the Child
✓	Convention on the Rights of Persons with Disabilities
✓	CRC Optional Protocol on the Sale of Children, Child Prostitution and Child Pornography
X	Hague Convention on Protection of Children and Cooperation in Respect of Intercountry Adoption



Togo

Countdown to 2030

Women's, Children's & Adolescents' Health

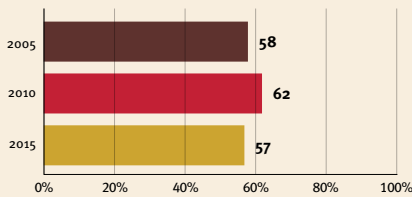
Demographics

Population	8,848,699
Annual births	278,618
Children under 5	1,285,752 (15%)
Under-five mortality	63/1,000

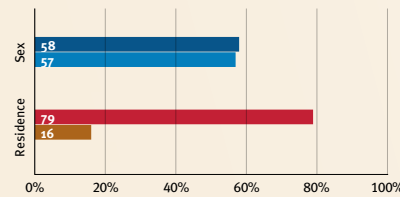
Threats to Early Childhood Development

Maternal mortality	399/100,000	Adolescent birth rate	79/1,000
Low birthweight	14%	Preterm births	13%
Child poverty	45%	Under-five stunting	22%
Violent discipline	86%	Inadequate supervision	29%

Young children at risk of poor development



Risk by sex and residence



Children with functional difficulty



Children developmentally on-track



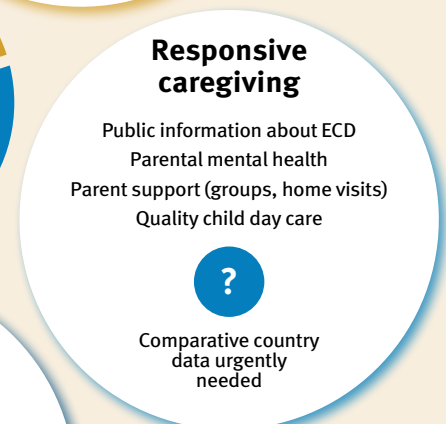


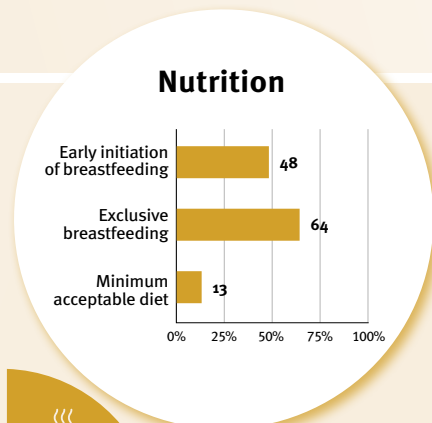
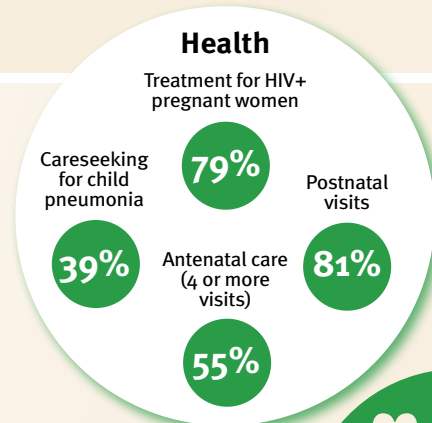
At risk in 2005, 2010 and 2015, using a composite indicator of under-five stunting or poverty

Support and services for early childhood development: Nurturing care

Parents and caregivers need a facilitating environment of laws, policies, services and community support to assist them in providing their young children with nurturing care.

Facilitating environments

Policies				
<20%	20-39%	40-59%	60-79%	≥80%
X Officially adopted national multisectoral ECD policy				
Child and family social protection				
None	<14	14 - <18	18 - <26	≥26
Maternity leave (weeks)				
None	<14	14 - <18	18 - <26	≥26
Paternity leave (weeks)				
Not	Slightly	Moderately	Substantially	
International Code of Marketing of Breastmilk Substitutes (alignment)				



International conventions	
✓	Convention on the Rights of the Child
✓	Convention on the Rights of Persons with Disabilities
✓	CRC Optional Protocol on the Sale of Children, Child Prostitution and Child Pornography
✓	Hague Convention on Protection of Children and Cooperation in Respect of Intercountry Adoption



Tonga

Countdown to 2030

Women's, Children's & Adolescents' Health

Demographics

Population	106,858
Annual births	2,456
Children under 5	12,096 (11%)
Under-five mortality	11/1,000

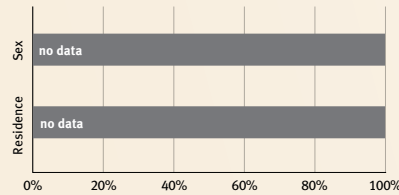
Threats to Early Childhood Development

Maternal mortality	126/100,000	Adolescent birth rate	21/1,000
Low birthweight	no data	Preterm births	8%
Child poverty	no data	Under-five stunting	2%
Violent discipline	83%	Inadequate supervision	9%

Young children at risk of poor development



Risk by sex and residence



Children with functional difficulty



Children developmentally on-track

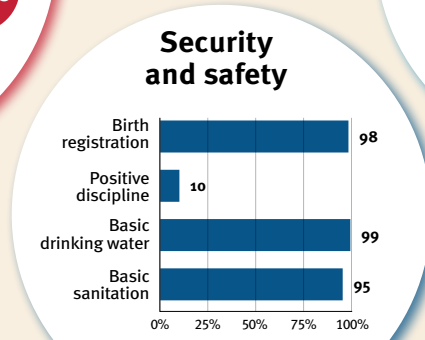
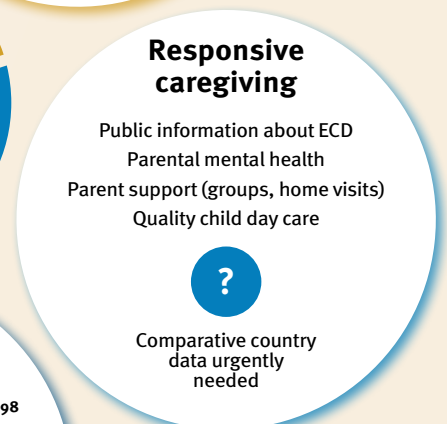

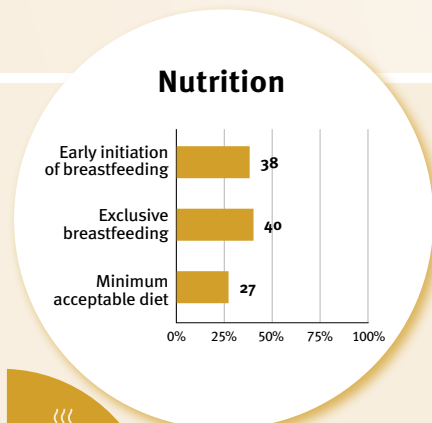
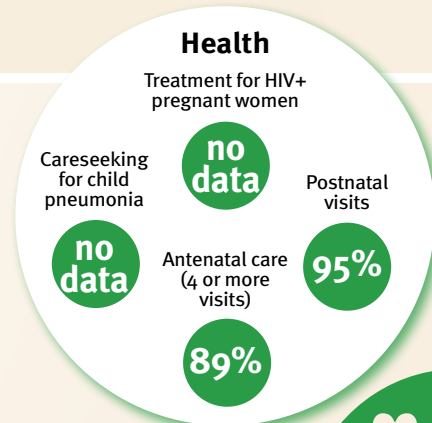


At risk in 2005, 2010 and 2015, using a composite indicator of under-five stunting or poverty

Support and services for early childhood development: Nurturing care

Parents and caregivers need a facilitating environment of laws, policies, services and community support to assist them in providing their young children with nurturing care.

Facilitating environments



Policies					
	<20%	20-39%	40-59%	60-79%	≥80%
Officially adopted national multisectoral ECD policy	X				
Child and family social protection	None	<14	14 - <18	18 - <26	≥26
Maternity leave (weeks)	None	<14	14 - <18	18 - <26	≥26
Paternity leave (weeks)	Not	Slightly	Moderately	Substantially	
International Code of Marketing of Breastmilk Substitutes (alignment)	X				

International conventions	
✓	Convention on the Rights of the Child
✓	Convention on the Rights of Persons with Disabilities
✓	CRC Optional Protocol on the Sale of Children, Child Prostitution and Child Pornography
X	Hague Convention on Protection of Children and Cooperation in Respect of Intercountry Adoption



Trinidad and Tobago

Countdown to 2030

Women's, Children's & Adolescents' Health

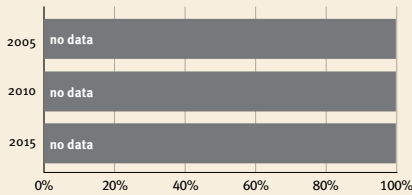
Demographics

Population	1,531,045
Annual births	17,429
Children under 5	90,539 (6%)
Under-five mortality	16/1,000

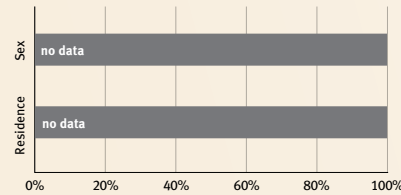
Threats to Early Childhood Development

Maternal mortality	27/100,000	Adolescent birth rate	36/1,000
Low birthweight	16%	Preterm births	8%
Child poverty	no data	Under-five stunting	9%
Violent discipline	74%	Inadequate supervision	2%

Young children at risk of poor development



Risk by sex and residence



Children with functional difficulty

no data

Children developmentally on-track

91%

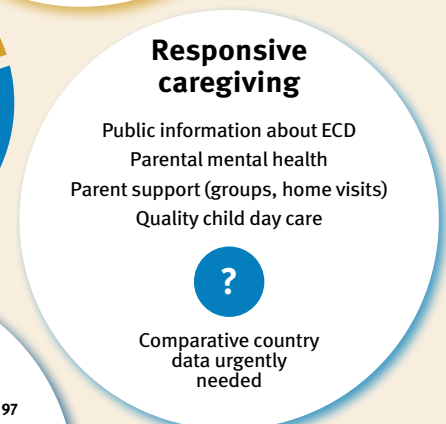
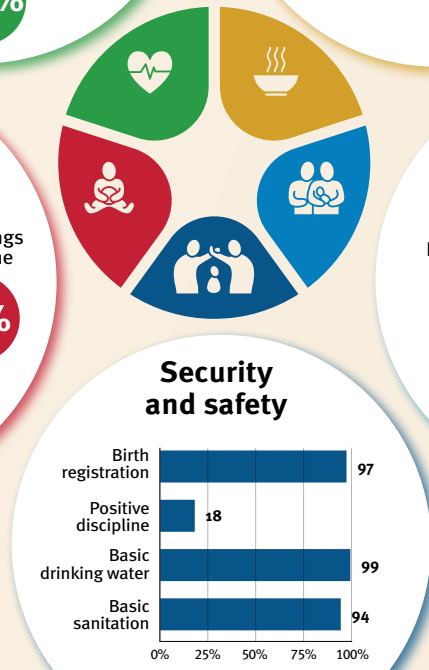

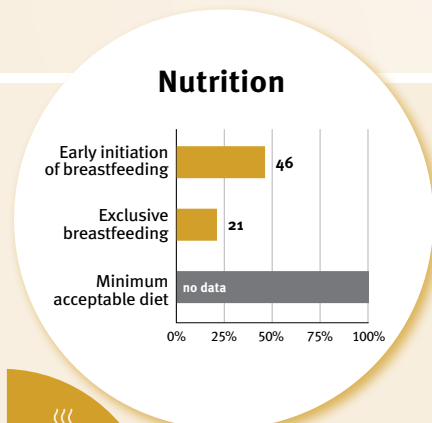
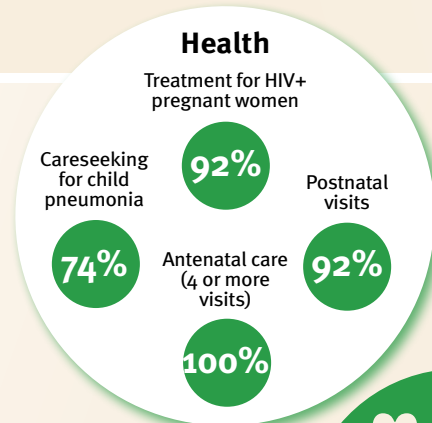
At risk in 2005, 2010 and 2015, using a composite indicator of under-five stunting or poverty

Support and services for early childhood development: Nurturing care

Parents and caregivers need a facilitating environment of laws, policies, services and community support to assist them in providing their young children with nurturing care.

Facilitating environments

Policies					
	<20%	20-39%	40-59%	60-79%	≥80%
Officially adopted national multisectoral ECD policy	X				
Child and family social protection					
None	<14	14 - <18	18 - <26	≥26	
Maternity leave (weeks)					
None	<14	14 - <18	18 - <26	≥26	
Paternity leave (weeks)					
Not	Slightly	Moderately	Substantially		
International Code of Marketing of Breastmilk Substitutes (alignment)					



International conventions	
✓	Convention on the Rights of the Child
✓	Convention on the Rights of Persons with Disabilities
X	CRC Optional Protocol on the Sale of Children, Child Prostitution and Child Pornography
X	Hague Convention on Protection of Children and Cooperation in Respect of Intercountry Adoption



Tunisia

Countdown to 2030

Women's, Children's & Adolescents' Health

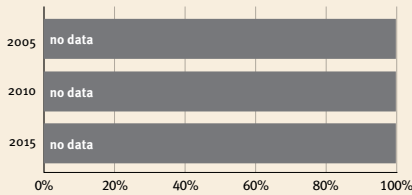
Demographics

Population	12,356,117
Annual births	192,759
Children under 5	1,010,787 (8%)
Under-five mortality	16/1,000

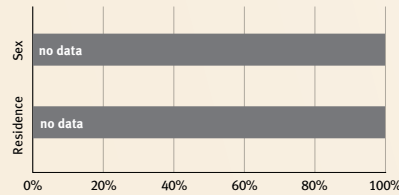
Threats to Early Childhood Development

Maternal mortality	37/100,000	Adolescent birth rate	4/1,000
Low birthweight	8%	Preterm births	9%
Child poverty	no data	Under-five stunting	9%
Violent discipline	84%	Inadequate supervision	13%

Young children at risk of poor development



Risk by sex and residence



Children with functional difficulty



Children developmentally on-track



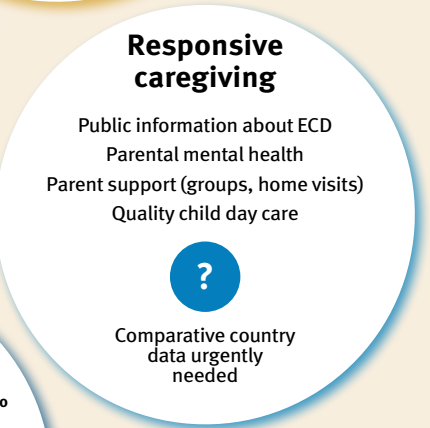
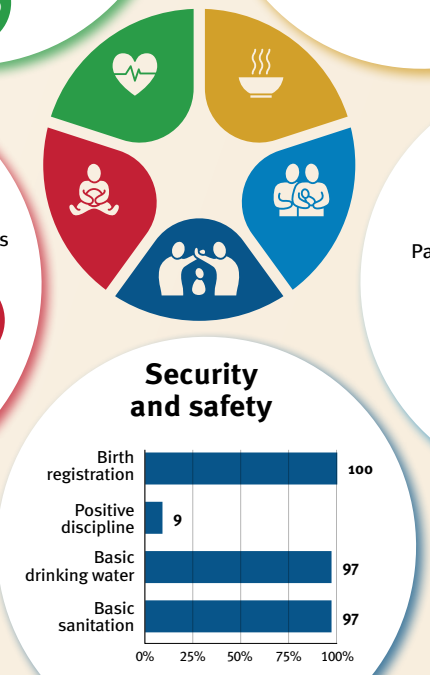
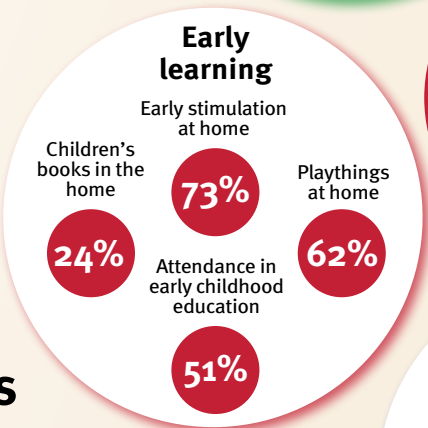
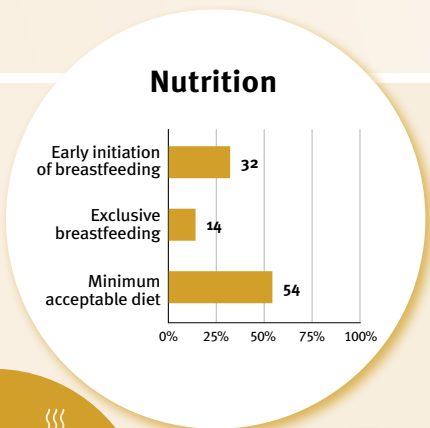
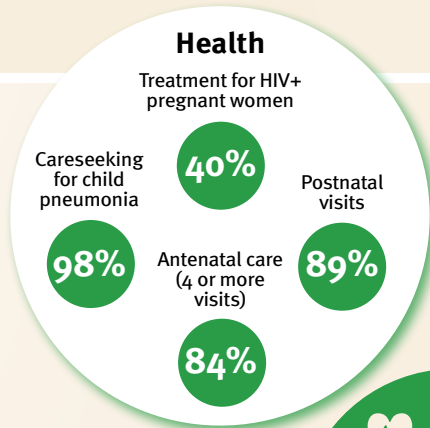
At risk in 2005, 2010 and 2015, using a composite indicator of under-five stunting or poverty

Support and services for early childhood development: Nurturing care

Parents and caregivers need a facilitating environment of laws, policies, services and community support to assist them in providing their young children with nurturing care.

Facilitating environments

Policies				
✔	20-39%	40-59%	60-79%	≥80%
Officially adopted national multisectoral ECD policy				
Child and family social protection				
None	<14	14 - <18	18 - <26	≥26
Maternity leave (weeks)				
None	<14	14 - <18	18 - <26	≥26
Paternity leave (weeks)				
Not	Slightly	Moderately	Substantially	
International Code of Marketing of Breastmilk Substitutes (alignment)				



International conventions

✔	Convention on the Rights of the Child
✔	Convention on the Rights of Persons with Disabilities
✔	CRC Optional Protocol on the Sale of Children, Child Prostitution and Child Pornography
✘	Hague Convention on Protection of Children and Cooperation in Respect of Inter-country Adoption



Türkiye

Countdown to 2030

Women's, Children's & Adolescents' Health

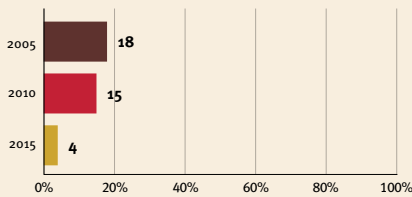
Demographics

Population	85,341,241
Annual births	1,236,900
Children under 5	6,421,178 (8%)
Under-five mortality	9/1,000

Threats to Early Childhood Development

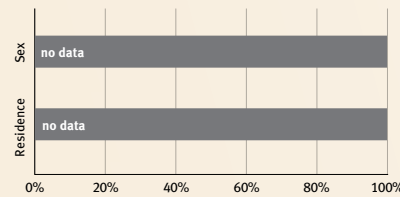
Maternal mortality	17/100,000	Adolescent birth rate	15/1,000
Low birthweight	13%	Preterm births	12%
Child poverty	no data	Under-five stunting	6%
Violent discipline	no data	Inadequate supervision	6%

Young children at risk of poor development



At risk in 2005, 2010 and 2015, using a composite indicator of under-five stunting or poverty

Risk by sex and residence



Children with functional difficulty

no data

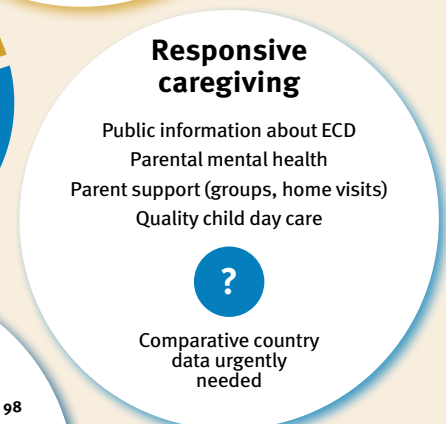

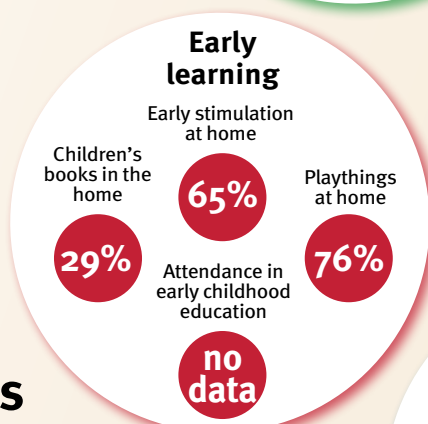
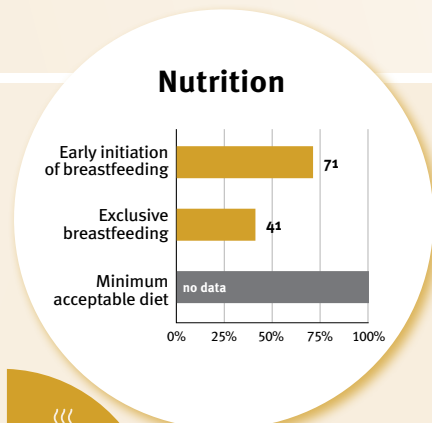
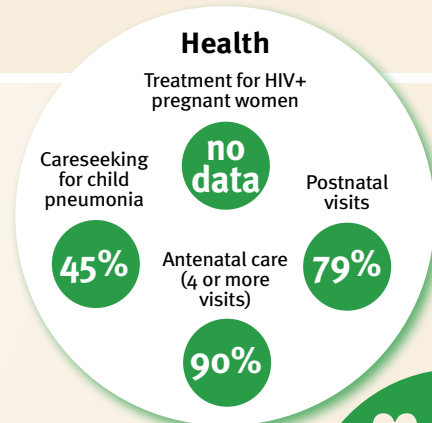
Children developmentally on-track

74%

Support and services for early childhood development: Nurturing care

Parents and caregivers need a facilitating environment of laws, policies, services and community support to assist them in providing their young children with nurturing care.

Facilitating environments



Policies					
	<20%	20-39%	40-59%	60-79%	≥80%
Officially adopted national multisectoral ECD policy	X				
Child and family social protection	None	<14	14 - <18	18 - <26	≥26
Maternity leave (weeks)	None	<14	14 - <18	18 - <26	≥26
Paternity leave (weeks)	None	<14	14 - <18	18 - <26	≥26
International Code of Marketing of Breastmilk Substitutes (alignment)	Not	Slightly	Moderately	Substantially	

International conventions	
✓	Convention on the Rights of the Child
✓	Convention on the Rights of Persons with Disabilities
✓	CRC Optional Protocol on the Sale of Children, Child Prostitution and Child Pornography
✓	Hague Convention on Protection of Children and Cooperation in Respect of Intercountry Adoption



Turkmenistan

Countdown to 2030

Women's, Children's & Adolescents' Health

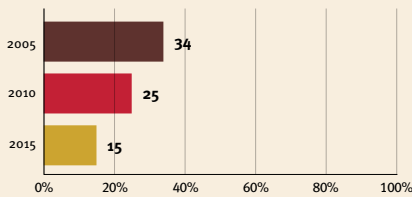
Demographics

Population	6,430,771
Annual births	133,491
Children under 5	675,841 (11%)
Under-five mortality	41/1,000

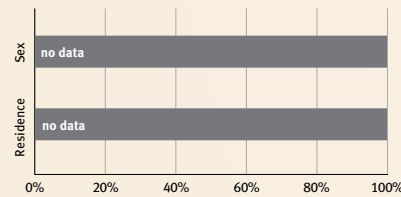
Threats to Early Childhood Development

Maternal mortality	5/100,000	Adolescent birth rate	27/1,000
Low birthweight	4%	Preterm births	10%
Child poverty	no data	Under-five stunting	7%
Violent discipline	60%	Inadequate supervision	2%

Young children at risk of poor development



Risk by sex and residence



Children with functional difficulty



Children developmentally on-track



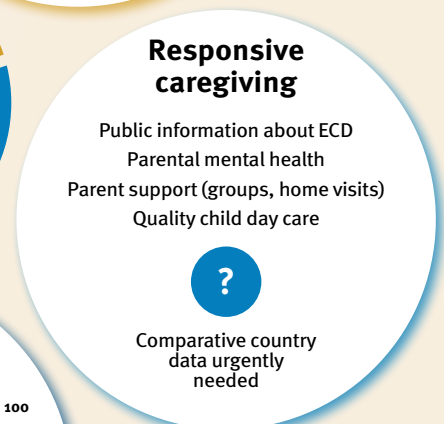
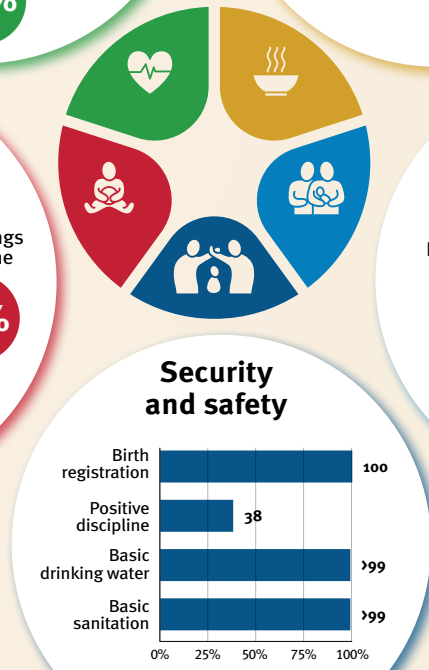

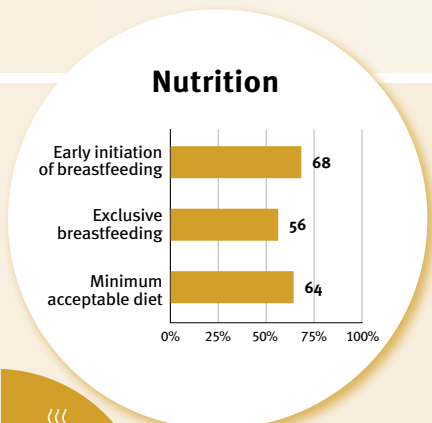
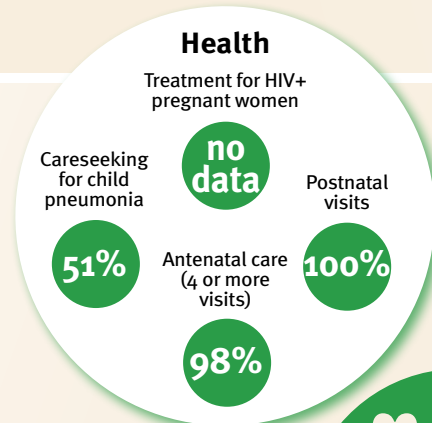
At risk in 2005, 2010 and 2015, using a composite indicator of under-five stunting or poverty

Support and services for early childhood development: Nurturing care

Parents and caregivers need a facilitating environment of laws, policies, services and community support to assist them in providing their young children with nurturing care.

Facilitating environments

Policies					
	<20%	20-39%	40-59%	60-79%	≥80%
Officially adopted national multisectoral ECD policy	X				
Child and family social protection	None	<14	14 - <18	18 - <26	≥26
Maternity leave (weeks)	None	<14	14 - <18	18 - <26	≥26
Paternity leave (weeks)	Not	Slightly	Moderately	Substantially	
International Code of Marketing of Breastmilk Substitutes (alignment)	X				



International conventions

✓	Convention on the Rights of the Child
✓	Convention on the Rights of Persons with Disabilities
✓	CRC Optional Protocol on the Sale of Children, Child Prostitution and Child Pornography
X	Hague Convention on Protection of Children and Cooperation in Respect of Intercountry Adoption



Turks and Caicos Islands

Countdown to 2030

Women's, Children's & Adolescents' Health

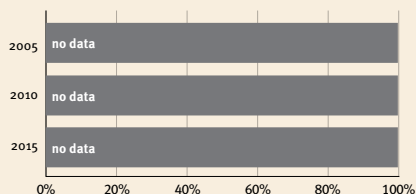
Demographics

Population	45,703
Annual births	560
Children under 5	2,738 (6%)
Under-five mortality	5/1,000

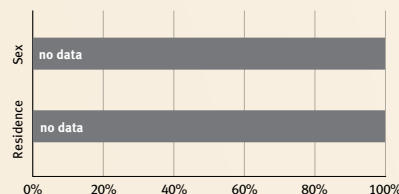
Threats to Early Childhood Development

Maternal mortality	-/100,000	Adolescent birth rate	16/1,000
Low birthweight	no data	Preterm births	no data
Child poverty	no data	Under-five stunting	3%
Violent discipline	79%	Inadequate supervision	0.006

Young children at risk of poor development



Risk by sex and residence



Children with functional difficulty



Children developmentally on-track



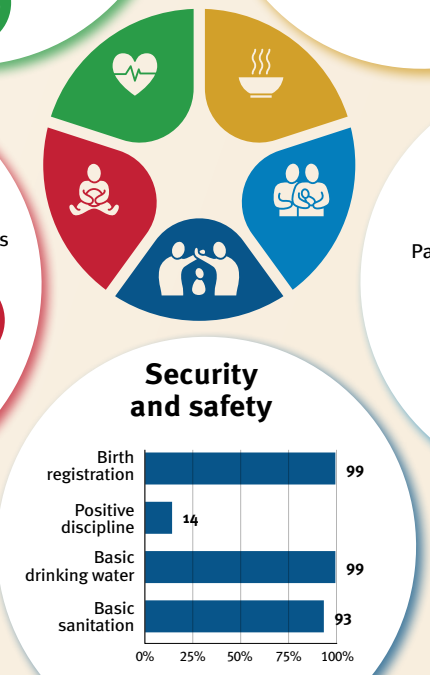
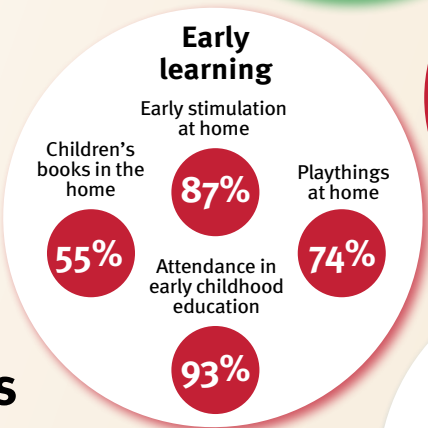
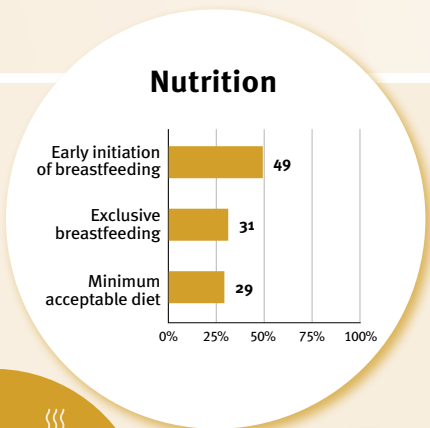
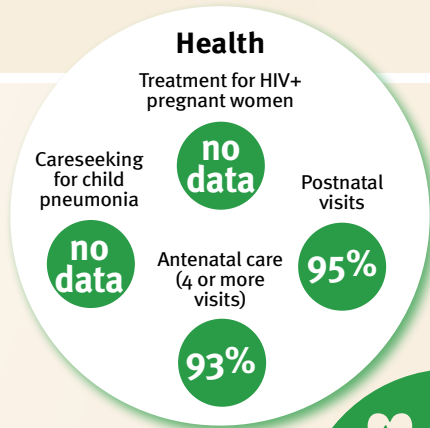
At risk in 2005, 2010 and 2015, using a composite indicator of under-five stunting or poverty

Support and services for early childhood development: Nurturing care

Parents and caregivers need a facilitating environment of laws, policies, services and community support to assist them in providing their young children with nurturing care.

Facilitating environments

Policies					
	<20%	20-39%	40-59%	60-79%	≥80%
Officially adopted national multisectoral ECD policy	X				
Child and family social protection					
Maternity leave (weeks)	None	<14	14 - <18	18 - <26	≥26
Paternity leave (weeks)	None	<14	14 - <18	18 - <26	≥26
International Code of Marketing of Breastmilk Substitutes (alignment)	Not	Slightly	Moderately	Substantially	



International conventions

no data	Convention on the Rights of the Child
no data	Convention on the Rights of Persons with Disabilities
no data	CRC Optional Protocol on the Sale of Children, Child Prostitution and Child Pornography
X	Hague Convention on Protection of Children and Cooperation in Respect of Intercountry Adoption



Tuvalu

Countdown to 2030

Women's, Children's & Adolescents' Health

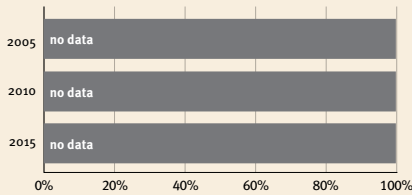
Demographics

Population	11,312
Annual births	265
Children under 5	1,270 (11%)
Under-five mortality	21/1,000

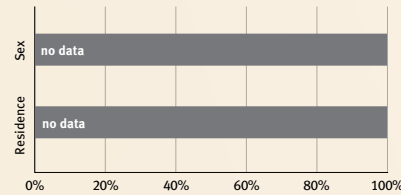
Threats to Early Childhood Development

Maternal mortality	-/100,000	Adolescent birth rate	40/1,000
Low birthweight	no data	Preterm births	no data
Child poverty	no data	Under-five stunting	5%
Violent discipline	75%	Inadequate supervision	0.168

Young children at risk of poor development



Risk by sex and residence



Children with functional difficulty



Children developmentally on-track

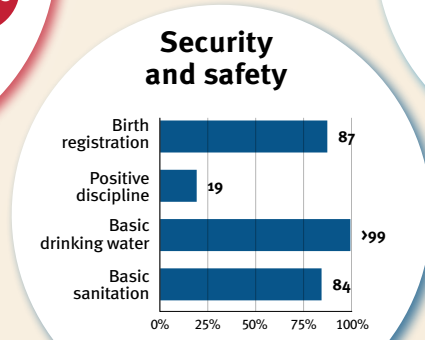

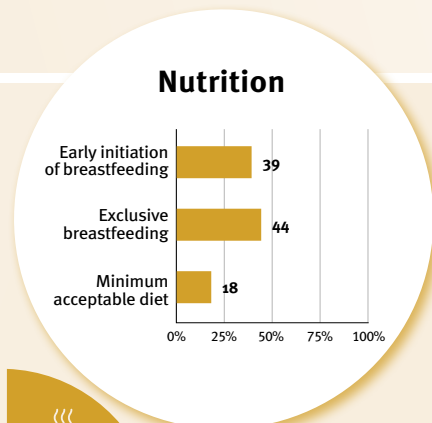
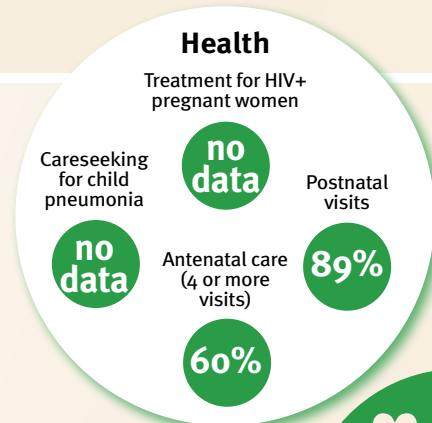


At risk in 2005, 2010 and 2015, using a composite indicator of under-five stunting or poverty

Support and services for early childhood development: Nurturing care

Parents and caregivers need a facilitating environment of laws, policies, services and community support to assist them in providing their young children with nurturing care.

Facilitating environments



Policies					
	<20%	20-39%	40-59%	60-79%	≥80%
Officially adopted national multisectoral ECD policy	X				
Child and family social protection					
Maternity leave (weeks)	None	<14	14 - <18	18 - <26	≥26
Paternity leave (weeks)	None	<14	14 - <18	18 - <26	≥26
International Code of Marketing of Breastmilk Substitutes (alignment)	Not	Slightly	Moderately	Substantially	

International conventions	
✓	Convention on the Rights of the Child
✓	Convention on the Rights of Persons with Disabilities
✓	CRC Optional Protocol on the Sale of Children, Child Prostitution and Child Pornography
X	Hague Convention on Protection of Children and Cooperation in Respect of Intercountry Adoption



Uganda

Countdown to 2030

Women's, Children's & Adolescents' Health

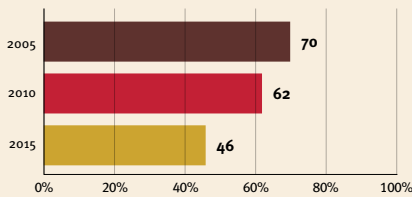
Demographics

Population	47,249,585
Annual births	1,713,605
Children under 5	7,868,838 (17%)
Under-five mortality	42/1,000

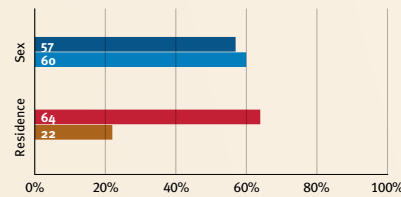
Threats to Early Childhood Development

Maternal mortality	284/100,000	Adolescent birth rate	128/1,000
Low birthweight	no data	Preterm births	14%
Child poverty	38%	Under-five stunting	23%
Violent discipline	83%	Inadequate supervision	37%

Young children at risk of poor development



Risk by sex and residence



Children with functional difficulty

no data

Children developmentally on-track

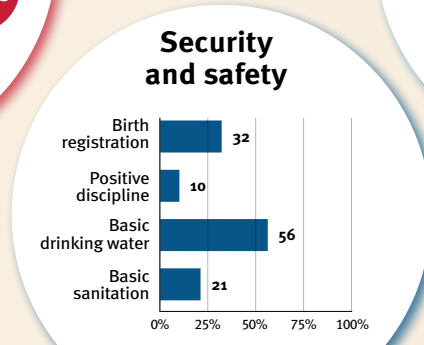
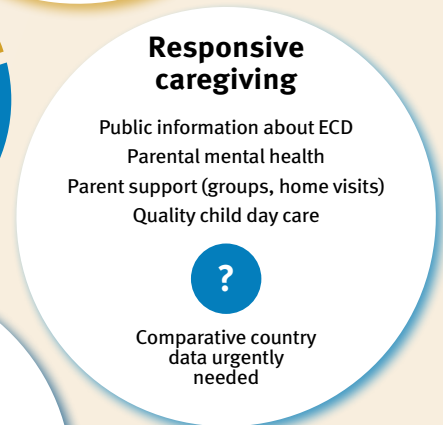

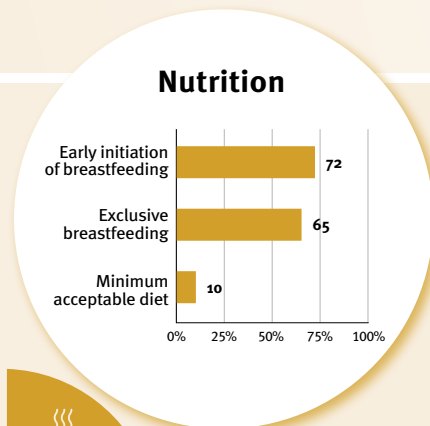
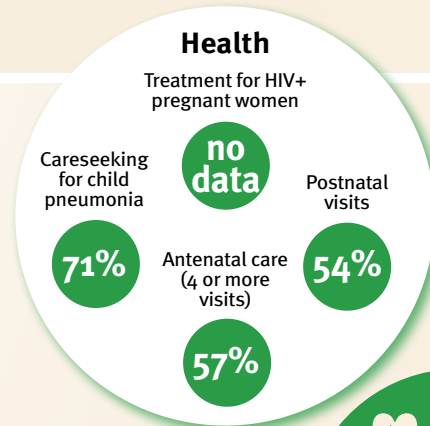
65%

At risk in 2005, 2010 and 2015, using a composite indicator of under-five stunting or poverty

Support and services for early childhood development: Nurturing care

Parents and caregivers need a facilitating environment of laws, policies, services and community support to assist them in providing their young children with nurturing care.

Facilitating environments



Policies				
✓	Officially adopted national multisectoral ECD policy			
	<20%	20-39%	40-59%	60-79%
	≥80%			
	Child and family social protection			
None	<14	14 - <18	18 - <26	≥26
	Maternity leave (weeks)			
None	<14	14 - <18	18 - <26	≥26
	Paternity leave (weeks)			
Not	Slightly	Moderately	Substantially	
	International Code of Marketing of Breastmilk Substitutes (alignment)			

International conventions	
✓	Convention on the Rights of the Child
✓	Convention on the Rights of Persons with Disabilities
✓	CRC Optional Protocol on the Sale of Children, Child Prostitution and Child Pornography
✗	Hague Convention on Protection of Children and Cooperation in Respect of Intercountry Adoption



Ukraine

Countdown to 2030

Women's, Children's & Adolescents' Health

Demographics

Population	39,701,739
Annual births	329,618
Children under 5	1,531,038 (4%)
Under-five mortality	8/1,000

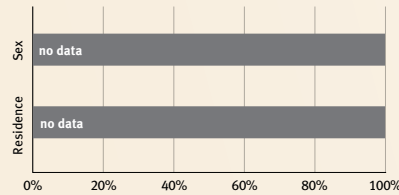
Threats to Early Childhood Development

Maternal mortality	17/100,000	Adolescent birth rate	14/1,000
Low birthweight	6%	Preterm births	7%
Child poverty	no data	Under-five stunting	12%
Violent discipline	53%	Inadequate supervision	7%

Young children at risk of poor development



Risk by sex and residence



Children with functional difficulty

no data

Children developmentally on-track

89%

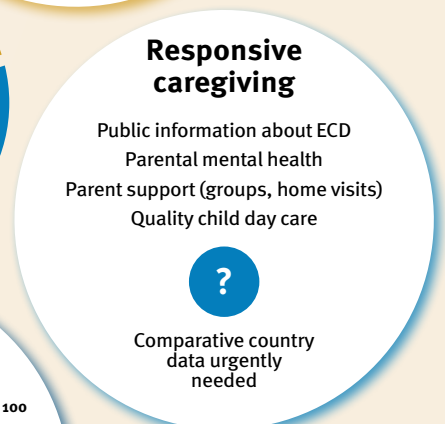
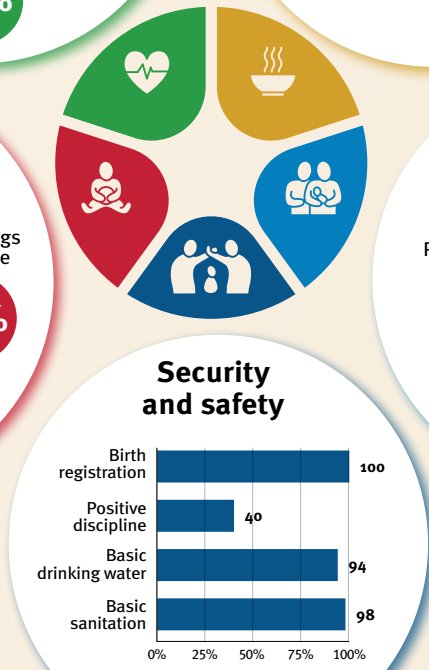

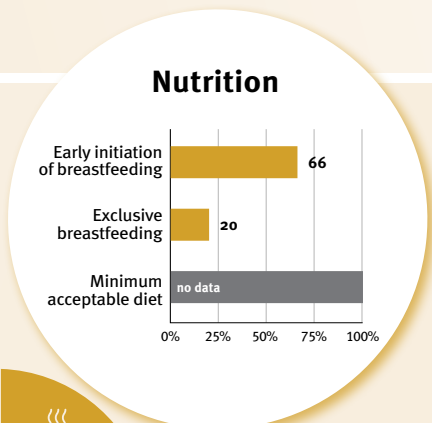
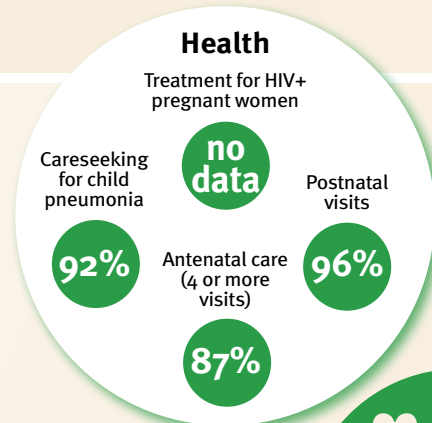
At risk in 2005, 2010 and 2015, using a composite indicator of under-five stunting or poverty

Support and services for early childhood development: Nurturing care

Parents and caregivers need a facilitating environment of laws, policies, services and community support to assist them in providing their young children with nurturing care.

Facilitating environments

Policies					
	<20%	20-39%	40-59%	60-79%	≥80%
Officially adopted national multisectoral ECD policy	X				
Child and family social protection					
Maternity leave (weeks)	None	<14	14 - <18	18 - <26	≥26
Paternity leave (weeks)	None	<14	14 - <18	18 - <26	≥26
International Code of Marketing of Breastmilk Substitutes (alignment)	Not	Slightly	Moderately	Substantially	



International conventions

✓	Convention on the Rights of the Child
✓	Convention on the Rights of Persons with Disabilities
✓	CRC Optional Protocol on the Sale of Children, Child Prostitution and Child Pornography
X	Hague Convention on Protection of Children and Cooperation in Respect of Intercountry Adoption



United Arab Emirates

Countdown to 2030

Women's, Children's & Adolescents' Health

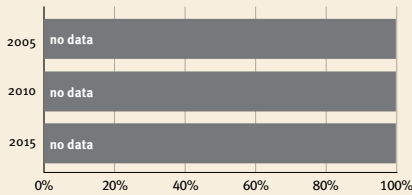
Demographics

Population	9,441,129
Annual births	93,343
Children under 5	481,140 (5%)
Under-five mortality	6/1,000

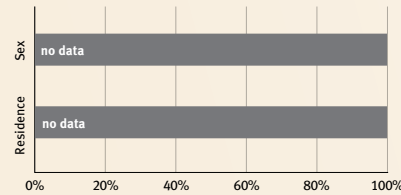
Threats to Early Childhood Development

Maternal mortality	9/100,000	Adolescent birth rate	5/1,000
Low birthweight	14%	Preterm births	8%
Child poverty	no data	Under-five stunting	no data
Violent discipline	no data	Inadequate supervision	no data

Young children at risk of poor development



Risk by sex and residence



Children with functional difficulty

no data

Children developmentally on-track

no data

At risk in 2005, 2010 and 2015, using a composite indicator of under-five stunting or poverty

Support and services for early childhood development: Nurturing care

Parents and caregivers need a facilitating environment of laws, policies, services and community support to assist them in providing their young children with nurturing care.

Facilitating environments

Health

- Treatment for HIV+ pregnant women: no data
- Careseeking for child pneumonia: no data
- Postnatal visits: no data
- Antenatal care (4 or more visits): no data

Nutrition

- Early initiation of breastfeeding: no data
- Exclusive breastfeeding: no data
- Minimum acceptable diet: no data

Early learning

- Early stimulation at home: no data
- Children's books in the home: no data
- Playthings at home: no data
- Attendance in early childhood education: no data



Responsive caregiving

- Public information about ECD
- Parental mental health
- Parent support (groups, home visits)
- Quality child day care
- Comparative country data urgently needed

Security and safety

- Birth registration: 100%
- Positive discipline: no data
- Basic drinking water: >99%
- Basic sanitation: >99%

Policies					
	<20%	20-39%	40-59%	60-79%	≥80%
Officially adopted national multisectoral ECD policy	X				
Child and family social protection	None	<14	14 - <18	18 - <26	≥26
Maternity leave (weeks)	None	<14	14 - <18	18 - <26	≥26
Paternity leave (weeks)	None	<14	14 - <18	18 - <26	≥26
International Code of Marketing of Breastmilk Substitutes (alignment)	Not	Slightly	Moderately	Substantially	

International conventions	
✓	Convention on the Rights of the Child
✓	Convention on the Rights of Persons with Disabilities
✓	CRC Optional Protocol on the Sale of Children, Child Prostitution and Child Pornography
X	Hague Convention on Protection of Children and Cooperation in Respect of Intercountry Adoption



United Kingdom

Countdown to 2030

Women's, Children's & Adolescents' Health

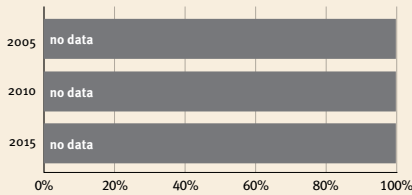
Demographics

Population	67,508,936
Annual births	676,887
Children under 5	3,553,111 (5%)
Under-five mortality	4/1,000

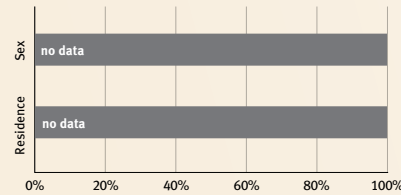
Threats to Early Childhood Development

Maternal mortality	10/100,000	Adolescent birth rate	10/1,000
Low birthweight	7%	Preterm births	8%
Child poverty	no data	Under-five stunting	no data
Violent discipline	no data	Inadequate supervision	no data

Young children at risk of poor development



Risk by sex and residence



Children with functional difficulty

no data

Children developmentally on-track

no data

At risk in 2005, 2010 and 2015, using a composite indicator of under-five stunting or poverty

Support and services for early childhood development: Nurturing care

Parents and caregivers need a facilitating environment of laws, policies, services and community support to assist them in providing their young children with nurturing care.

Facilitating environments

Health

Treatment for HIV+ pregnant women: **no data**

Careseeking for child pneumonia: **no data**

Postnatal visits: **no data**

Antenatal care (4 or more visits): **no data**

Nutrition

Early initiation of breastfeeding: **no data**

Exclusive breastfeeding: **no data**

Minimum acceptable diet: **no data**

Early learning

Early stimulation at home: **no data**

Children's books in the home: **no data**

Playthings at home: **no data**

Attendance in early childhood education: **no data**



Responsive caregiving

Public information about ECD

Parental mental health

Parent support (groups, home visits)

Quality child day care

Comparative country data urgently needed

Security and safety

Birth registration: 100%

Positive discipline: **no data**

Basic drinking water: >99%

Basic sanitation: >99%

Policies					
	<20%	20-39%	40-59%	60-79%	≥80%
Officially adopted national multisectoral ECD policy	X				
Child and family social protection					
Maternity leave (weeks)	None	<14	14 - <18	18 - <26	≥26
Paternity leave (weeks)	None	<14	14 - <18	18 - <26	≥26
International Code of Marketing of Breastmilk Substitutes (alignment)	Not	Slightly	Moderately	Substantially	

International conventions	
✓	Convention on the Rights of the Child
✓	Convention on the Rights of Persons with Disabilities
✓	CRC Optional Protocol on the Sale of Children, Child Prostitution and Child Pornography
✓	Hague Convention on Protection of Children and Cooperation in Respect of Intercountry Adoption



United Republic of Tanzania

Countdown to 2030

Women's, Children's & Adolescents' Health

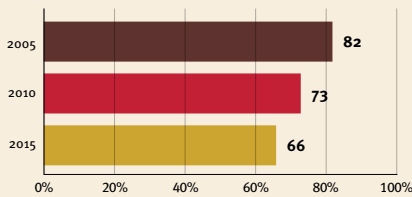
Demographics

Population	65,497,748
Annual births	2,346,821
Children under 5	10,757,653 (16%)
Under-five mortality	47/1,000

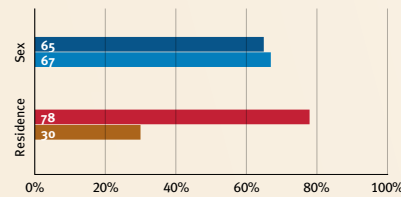
Threats to Early Childhood Development

Maternal mortality	238/100,000	Adolescent birth rate	139/1,000
Low birthweight	10%	Preterm births	11%
Child poverty	58%	Under-five stunting	31%
Violent discipline	no data	Inadequate supervision	no data

Young children at risk of poor development



Risk by sex and residence



Children with functional difficulty

no data

Children developmentally on-track

no data

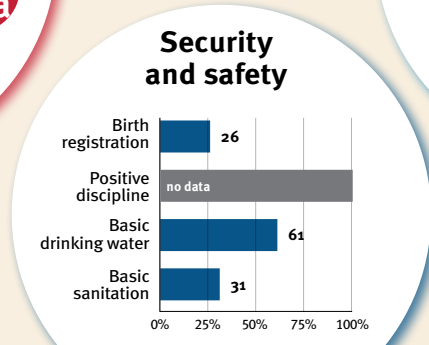
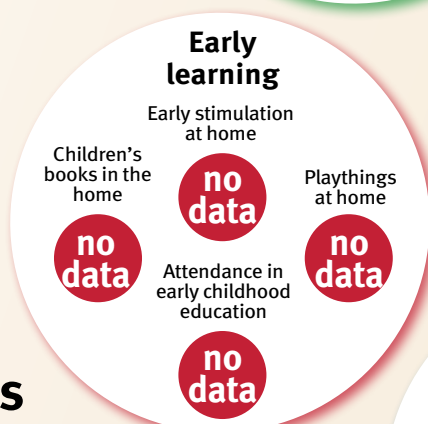
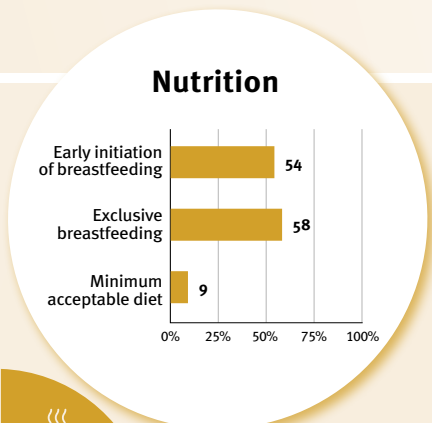
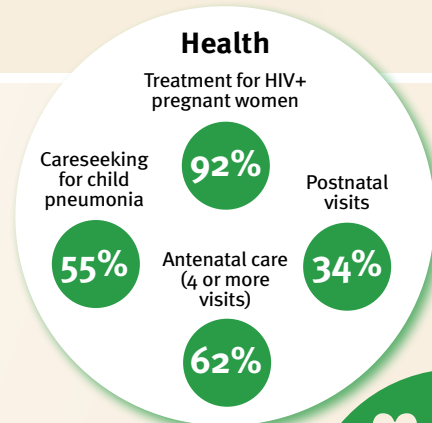
At risk in 2005, 2010 and 2015, using a composite indicator of under-five stunting or poverty

Support and services for early childhood development: Nurturing care

Parents and caregivers need a facilitating environment of laws, policies, services and community support to assist them in providing their young children with nurturing care.

Facilitating environments

Policies						
✓	Officially adopted national multisectoral ECD policy					
		<20%	20-39%	40-59%	60-79%	≥80%
	Child and family social protection	None	<14	14 - <18	18 - <26	≥26
	Maternity leave (weeks)	None	<14	14 - <18	18 - <26	≥26
	Paternity leave (weeks)	None	<14	14 - <18	18 - <26	≥26
	International Code of Marketing of Breastmilk Substitutes (alignment)	Not	Slightly	Moderately	Substantially	



International conventions	
✓	Convention on the Rights of the Child
✓	Convention on the Rights of Persons with Disabilities
✓	CRC Optional Protocol on the Sale of Children, Child Prostitution and Child Pornography
✗	Hague Convention on Protection of Children and Cooperation in Respect of Intercountry Adoption



United States

Countdown to 2030

Women's, Children's & Adolescents' Health

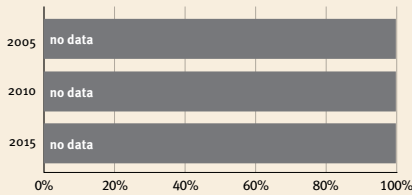
Demographics

Population	338,289,857
Annual births	3,726,867
Children under 5	18,912,747 (6%)
Under-five mortality	6/1,000

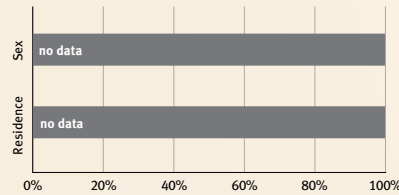
Threats to Early Childhood Development

Maternal mortality	21/100,000	Adolescent birth rate	15/1,000
Low birthweight	8%	Preterm births	12%
Child poverty	no data	Under-five stunting	4%
Violent discipline	no data	Inadequate supervision	no data

Young children at risk of poor development



Risk by sex and residence



Children with functional difficulty

no data

Children developmentally on-track

no data

At risk in 2005, 2010 and 2015, using a composite indicator of under-five stunting or poverty

Support and services for early childhood development: Nurturing care

Parents and caregivers need a facilitating environment of laws, policies, services and community support to assist them in providing their young children with nurturing care.

Facilitating environments

Health

Treatment for HIV+ pregnant women

- Careseeking for child pneumonia: no data
- Antenatal care (4 or more visits): 97%
- Postnatal visits: no data

Nutrition

Early initiation of breastfeeding: no data

Exclusive breastfeeding: 26%

Minimum acceptable diet: no data

Early learning

Early stimulation at home

- Children's books in the home: no data
- Playthings at home: no data
- Attendance in early childhood education: no data



Responsive caregiving

- Public information about ECD
- Parental mental health
- Parent support (groups, home visits)
- Quality child day care

Comparative country data urgently needed

Security and safety

- Birth registration: 100%
- Positive discipline: no data
- Basic drinking water: >99%
- Basic sanitation: >99%

Policies					
	<20%	20-39%	40-59%	60-79%	≥80%
Officially adopted national multisectoral ECD policy	X				
Child and family social protection	None	<14	14 - <18	18 - <26	≥26
Maternity leave (weeks)	None	<14	14 - <18	18 - <26	≥26
Paternity leave (weeks)	Not	Slightly	Moderately	Substantially	
International Code of Marketing of Breastmilk Substitutes (alignment)					

International conventions	
✓	Convention on the Rights of the Child
✓	Convention on the Rights of Persons with Disabilities
✓	CRC Optional Protocol on the Sale of Children, Child Prostitution and Child Pornography
✓	Hague Convention on Protection of Children and Cooperation in Respect of Intercountry Adoption



Uruguay

Countdown to 2030

Women's, Children's & Adolescents' Health

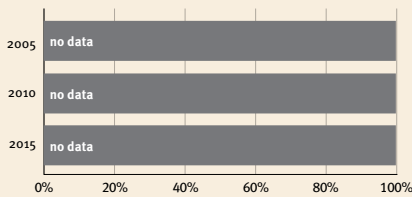
Demographics

Population	3,422,794
Annual births	35,668
Children under 5	186,144 (5%)
Under-five mortality	6/1,000

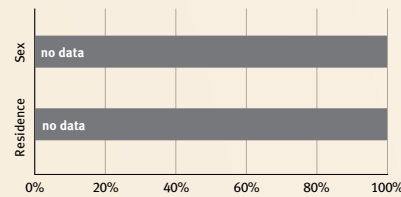
Threats to Early Childhood Development

Maternal mortality	19/100,000	Adolescent birth rate	29/1,000
Low birthweight	8%	Preterm births	10%
Child poverty	no data	Under-five stunting	6%
Violent discipline	61%	Inadequate supervision	3%

Young children at risk of poor development



Risk by sex and residence



Children with functional difficulty

no data

Children developmentally on-track

87%

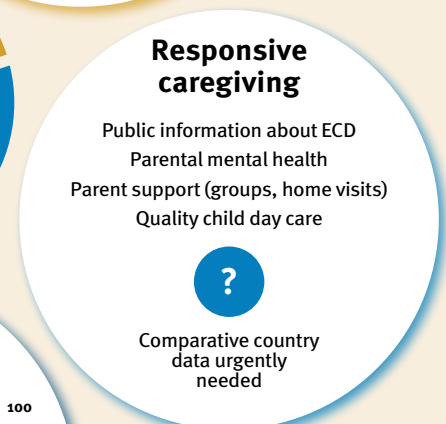
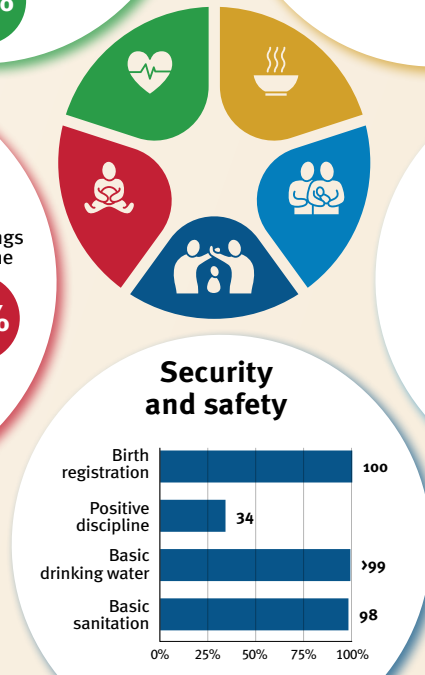

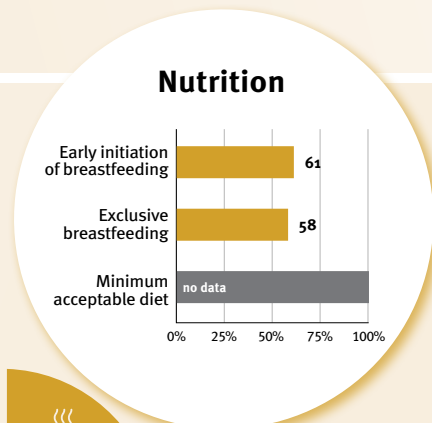
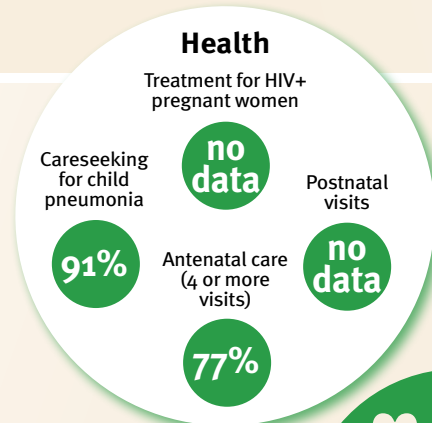
At risk in 2005, 2010 and 2015, using a composite indicator of under-five stunting or poverty

Support and services for early childhood development: Nurturing care

Parents and caregivers need a facilitating environment of laws, policies, services and community support to assist them in providing their young children with nurturing care.

Facilitating environments

Policies					
✔	<20%	20-39%	40-59%	60-79%	≥80%
Officially adopted national multisectoral ECD policy					
Child and family social protection					
None	<14	14 - <18	18 - <26	≥26	
Maternity leave (weeks)					
None	<14	14 - <18	18 - <26	≥26	
Paternity leave (weeks)					
Not	Slightly	Moderately	Substantially		
International Code of Marketing of Breastmilk Substitutes (alignment)					



International conventions

✔	Convention on the Rights of the Child
✔	Convention on the Rights of Persons with Disabilities
✔	CRC Optional Protocol on the Sale of Children, Child Prostitution and Child Pornography
✔	Hague Convention on Protection of Children and Cooperation in Respect of Intercountry Adoption



Uzbekistan

Countdown to 2030

Women's, Children's & Adolescents' Health

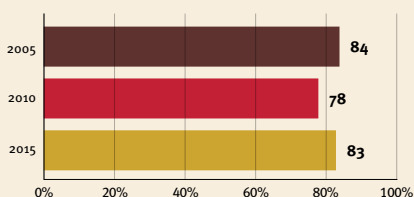
Demographics

Population	34,627,653
Annual births	776,815
Children under 5	3,911,385 (11%)
Under-five mortality	14/1,000

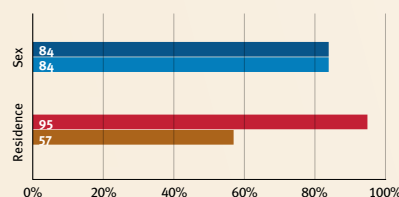
Threats to Early Childhood Development

Maternal mortality	30/100,000	Adolescent birth rate	34/1,000
Low birthweight	6%	Preterm births	9%
Child poverty	no data	Under-five stunting	7%
Violent discipline	56%	Inadequate supervision	12%

Young children at risk of poor development



Risk by sex and residence



Children with functional difficulty



Children developmentally on-track

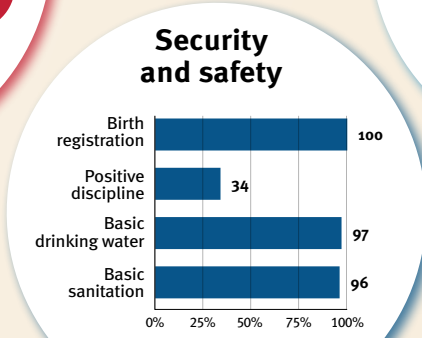
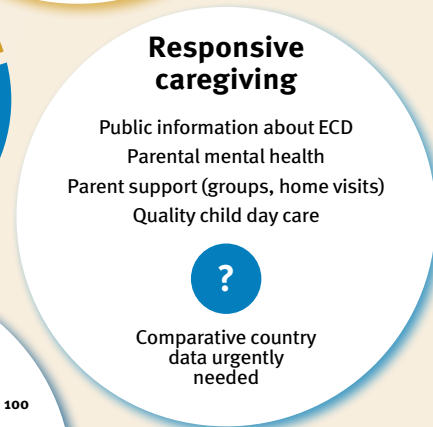

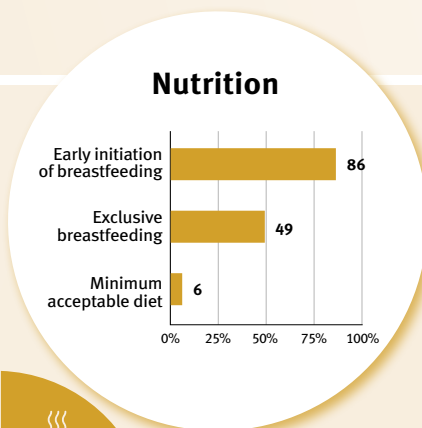
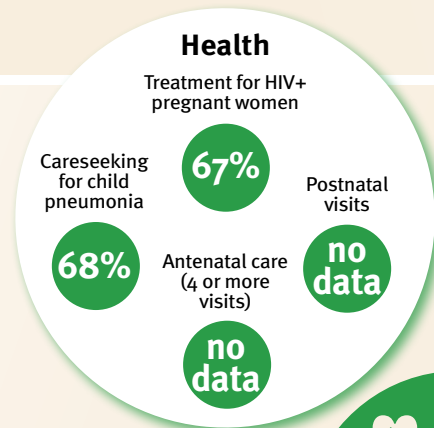


At risk in 2005, 2010 and 2015, using a composite indicator of under-five stunting or poverty

Support and services for early childhood development: Nurturing care

Parents and caregivers need a facilitating environment of laws, policies, services and community support to assist them in providing their young children with nurturing care.

Facilitating environments



Policies				
X	Officially adopted national multisectoral ECD policy			
<20%	20-39%	40-59%	60-79%	≥80%
Child and family social protection				
None	<14	14 - <18	18 - <26	≥26
Maternity leave (weeks)				
None	<14	14 - <18	18 - <26	≥26
Paternity leave (weeks)				
Not	Slightly	Moderately	Substantially	
International Code of Marketing of Breastmilk Substitutes (alignment)				

International conventions	
✓	Convention on the Rights of the Child
✓	Convention on the Rights of Persons with Disabilities
✓	CRC Optional Protocol on the Sale of Children, Child Prostitution and Child Pornography
X	Hague Convention on Protection of Children and Cooperation in Respect of Inter-country Adoption



Vanuatu

Countdown to 2030

Women's, Children's & Adolescents' Health

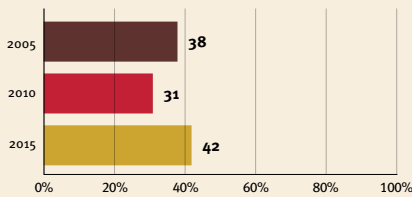
Demographics

Population	326,741
Annual births	9,466
Children under 5	45,546 (14%)
Under-five mortality	23/1,000

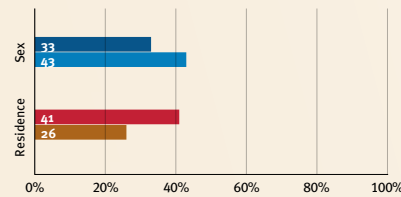
Threats to Early Childhood Development

Maternal mortality	94/100,000	Adolescent birth rate	81/1,000
Low birthweight	13%	Preterm births	13%
Child poverty	18%	Under-five stunting	31%
Violent discipline	86%	Inadequate supervision	no data

Young children at risk of poor development



Risk by sex and residence



Children with functional difficulty

no data

Children developmentally on-track

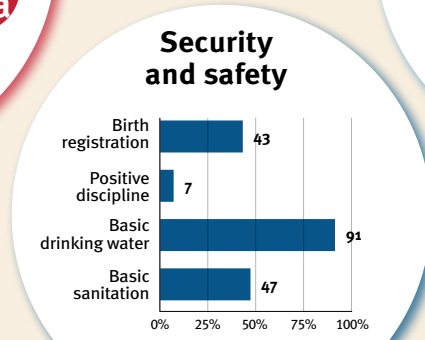
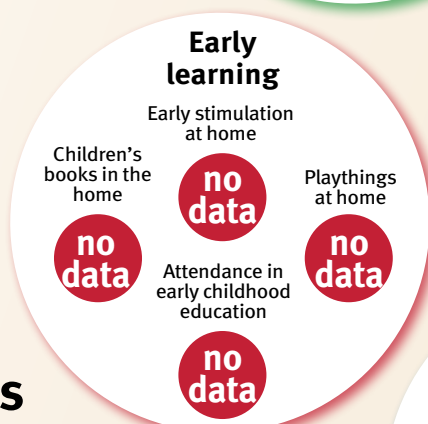
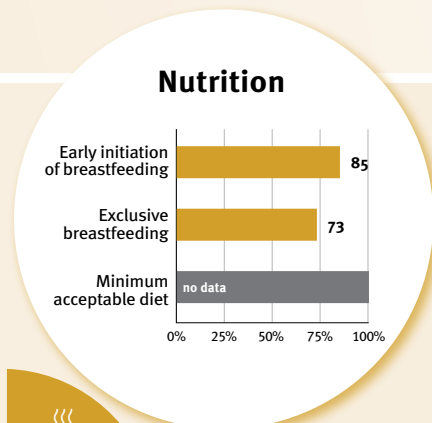
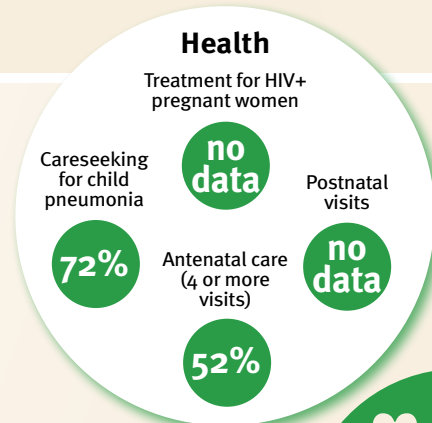
no data

At risk in 2005, 2010 and 2015, using a composite indicator of under-five stunting or poverty

Support and services for early childhood development: Nurturing care

Parents and caregivers need a facilitating environment of laws, policies, services and community support to assist them in providing their young children with nurturing care.

Facilitating environments



Policies				
✓	Officially adopted national multisectoral ECD policy			
<20%	20-39%	40-59%	60-79%	≥80%
Child and family social protection				
None	<14	14 - <18	18 - <26	≥26
Maternity leave (weeks)				
None	<14	14 - <18	18 - <26	≥26
Paternity leave (weeks)				
Not	Slightly	Moderately	Substantially	
International Code of Marketing of Breastmilk Substitutes (alignment)				

International conventions	
✓	Convention on the Rights of the Child
✓	Convention on the Rights of Persons with Disabilities
✓	CRC Optional Protocol on the Sale of Children, Child Prostitution and Child Pornography
✗	Hague Convention on Protection of Children and Cooperation in Respect of Intercountry Adoption



Venezuela (Bolivarian Republic of)

Countdown to 2030

Women's, Children's & Adolescents' Health

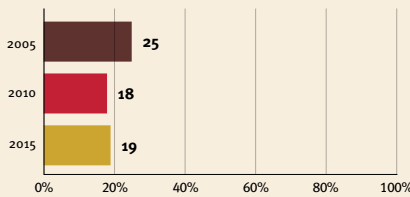
Demographics

Population	28,301,696
Annual births	438,384
Children under 5	2,307,439 (8%)
Under-five mortality	24/1,000

Threats to Early Childhood Development

Maternal mortality	259/100,000	Adolescent birth rate	81/1,000
Low birthweight	9%	Preterm births	8%
Child poverty	no data	Under-five stunting	11%
Violent discipline	no data	Inadequate supervision	no data

Young children at risk of poor development



Risk by sex and residence



Children with functional difficulty

no data

Children developmentally on-track

no data

At risk in 2005, 2010 and 2015, using a composite indicator of under-five stunting or poverty

Support and services for early childhood development: Nurturing care

Parents and caregivers need a facilitating environment of laws, policies, services and community support to assist them in providing their young children with nurturing care.

Facilitating environments

Policies					
✓	Officially adopted national multisectoral ECD policy				
	<20%	20-39%	40-59%	60-79%	≥80%
	Child and family social protection				
None	<14	14 - <18	18 - <26	≥26	
	Maternity leave (weeks)				
None	<14	14 - <18	18 - <26	≥26	
	Paternity leave (weeks)				
Not	Slightly	Moderately	Substantially		
	International Code of Marketing of Breastmilk Substitutes (alignment)				

Health

- Treatment for HIV+ pregnant women: 37%
- Careseeking for child pneumonia: 72%
- Antenatal care (4 or more visits): 84%
- Postnatal visits: no data

Nutrition

- Early initiation of breastfeeding: no data
- Exclusive breastfeeding: no data
- Minimum acceptable diet: no data

Early learning

- Early stimulation at home: no data
- Children's books in the home: no data
- Playthings at home: no data
- Attendance in early childhood education: 66%

Security and safety

- Birth registration: 81
- Positive discipline: no data
- Basic drinking water: 93
- Basic sanitation: 98

Responsive caregiving

- Public information about ECD
- Parental mental health
- Parent support (groups, home visits)
- Quality child day care
- Comparative country data urgently needed

International conventions

✓	Convention on the Rights of the Child
✓	Convention on the Rights of Persons with Disabilities
✓	CRC Optional Protocol on the Sale of Children, Child Prostitution and Child Pornography
✓	Hague Convention on Protection of Children and Cooperation in Respect of Intercountry Adoption



Viet Nam

Countdown to 2030

Women's, Children's & Adolescents' Health

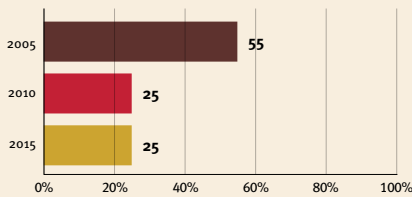
Demographics

Population	98,186,856
Annual births	1,442,809
Children under 5	7,301,940 (7%)
Under-five mortality	21/1,000

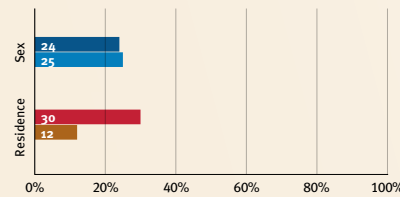
Threats to Early Childhood Development

Maternal mortality	124/100,000	Adolescent birth rate	29/1,000
Low birthweight	6%	Preterm births	9%
Child poverty	5%	Under-five stunting	19%
Violent discipline	67%	Inadequate supervision	7%

Young children at risk of poor development



Risk by sex and residence



Children with functional difficulty



Children developmentally on-track

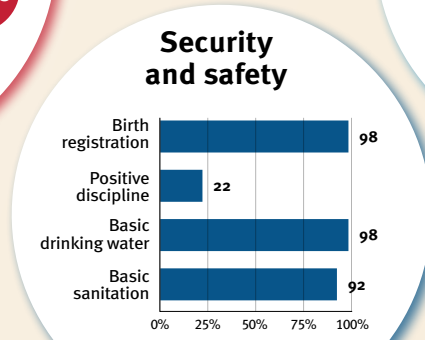
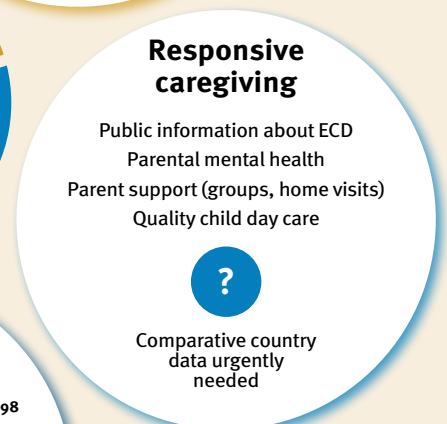

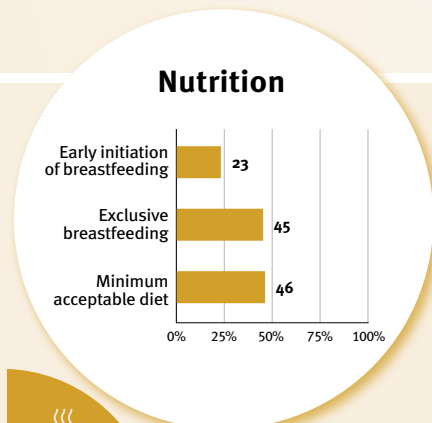
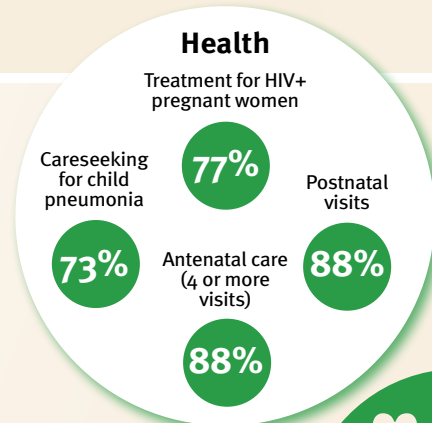


At risk in 2005, 2010 and 2015, using a composite indicator of under-five stunting or poverty

Support and services for early childhood development: Nurturing care

Parents and caregivers need a facilitating environment of laws, policies, services and community support to assist them in providing their young children with nurturing care.

Facilitating environments



Policies				
<20%	20-39%	40-59%	60-79%	≥80%
X Officially adopted national multisectoral ECD policy				
Child and family social protection				
None	<14	14 - <18	18 - <26	≥26
Maternity leave (weeks)				
None	<14	14 - <18	18 - <26	≥26
Paternity leave (weeks)				
Not	Slightly	Moderately	Substantially	
International Code of Marketing of Breastmilk Substitutes (alignment)				

International conventions	
✓	Convention on the Rights of the Child
✓	Convention on the Rights of Persons with Disabilities
✓	CRC Optional Protocol on the Sale of Children, Child Prostitution and Child Pornography
✓	Hague Convention on Protection of Children and Cooperation in Respect of Intercountry Adoption



Yemen

Countdown to 2030

Women's, Children's & Adolescents' Health

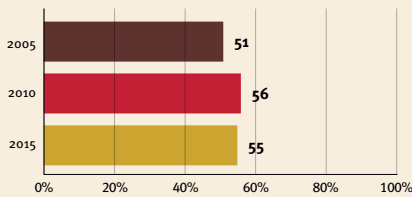
Demographics

Population	33,696,614
Annual births	1,008,643
Children under 5	4,739,103 (14%)
Under-five mortality	62/1,000

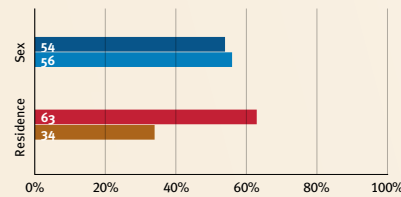
Threats to Early Childhood Development

Maternal mortality	183/100,000	Adolescent birth rate	67/1,000
Low birthweight	no data	Preterm births	13%
Child poverty	21%	Under-five stunting	35%
Violent discipline	79%	Inadequate supervision	34%

Young children at risk of poor development



Risk by sex and residence



Children with functional difficulty

no data

Children developmentally on-track

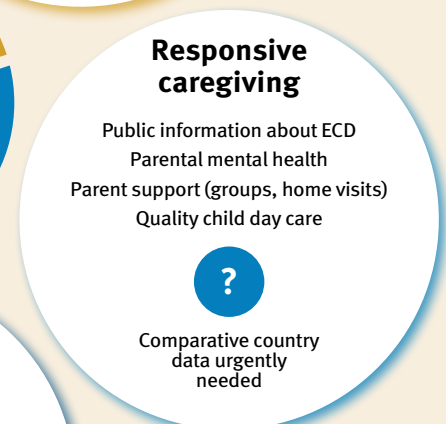
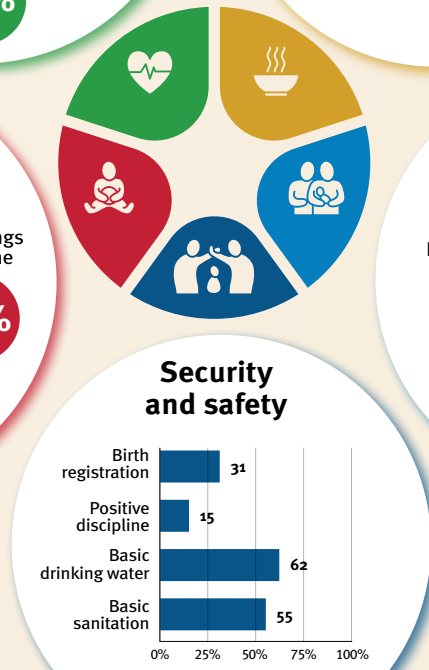

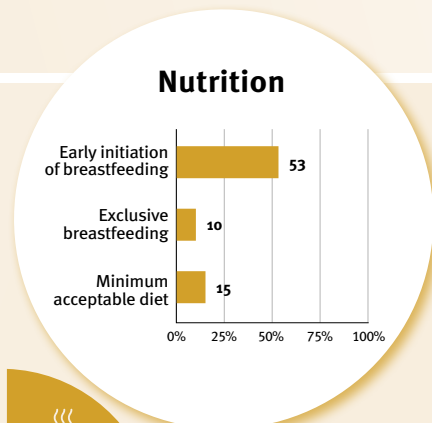
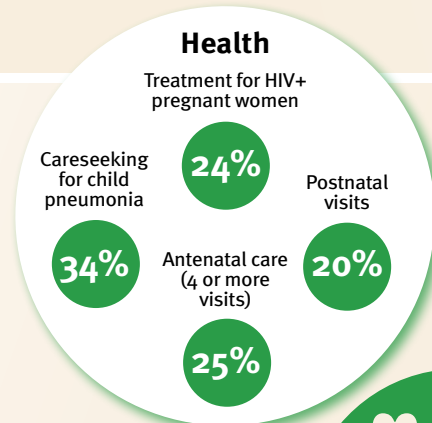
no data

At risk in 2005, 2010 and 2015, using a composite indicator of under-five stunting or poverty

Support and services for early childhood development: Nurturing care

Parents and caregivers need a facilitating environment of laws, policies, services and community support to assist them in providing their young children with nurturing care.

Facilitating environments



Policies				
<20%	20-39%	40-59%	60-79%	≥80%
X Officially adopted national multisectoral ECD policy				
Child and family social protection				
None	<14	14 - <18	18 - <26	≥26
Maternity leave (weeks)				
None	<14	14 - <18	18 - <26	≥26
Paternity leave (weeks)				
Not	Slightly	Moderately	Substantially	
International Code of Marketing of Breastmilk Substitutes (alignment)				

International conventions	
✓	Convention on the Rights of the Child
✓	Convention on the Rights of Persons with Disabilities
✓	CRIC Optional Protocol on the Sale of Children, Child Prostitution and Child Pornography
X	Hague Convention on Protection of Children and Cooperation in Respect of Intercountry Adoption



Zambia

Countdown to 2030

Women's, Children's & Adolescents' Health

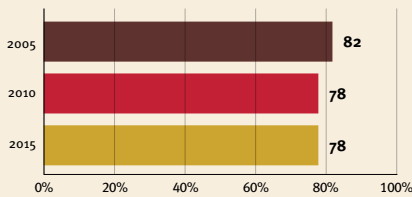
Demographics

Population	20,017,675
Annual births	683,355
Children under 5	3,124,568 (16%)
Under-five mortality	58/1,000

Threats to Early Childhood Development

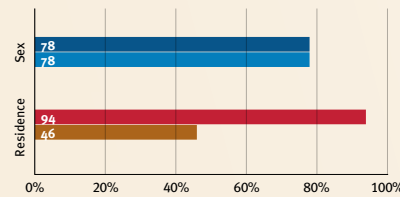
Maternal mortality	135/100,000	Adolescent birth rate	135/1,000
Low birthweight	11%	Preterm births	13%
Child poverty	66%	Under-five stunting	31%
Violent discipline	no data	Inadequate supervision	no data

Young children at risk of poor development



At risk in 2005, 2010 and 2015, using a composite indicator of under-five stunting or poverty

Risk by sex and residence



Children with functional difficulty

no data

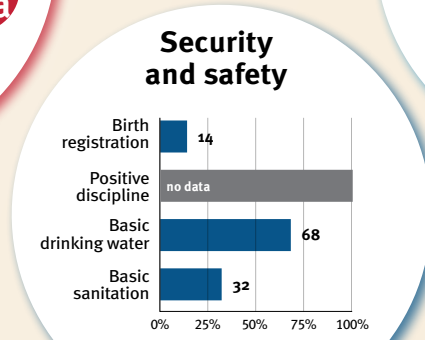
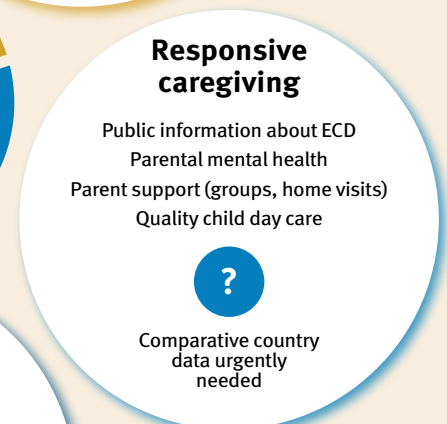
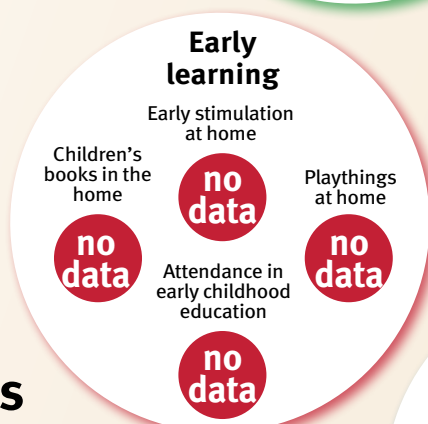
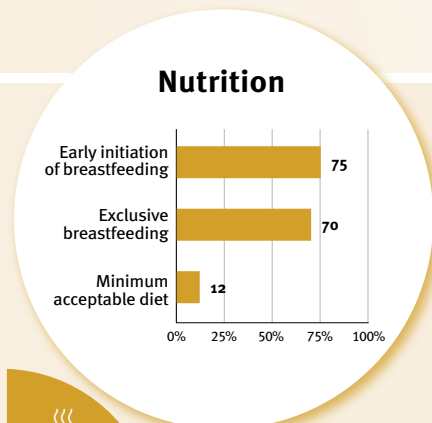
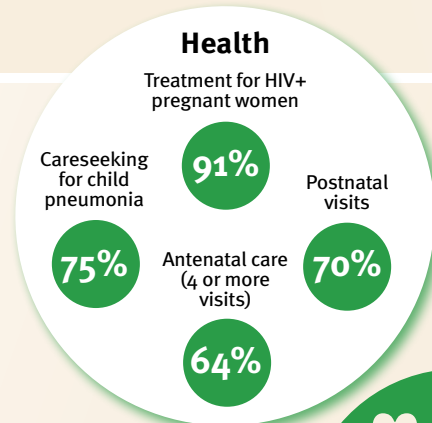
Children developmentally on-track

no data

Support and services for early childhood development: Nurturing care

Parents and caregivers need a facilitating environment of laws, policies, services and community support to assist them in providing their young children with nurturing care.

Facilitating environments



Policies				
<20%	20-39%	40-59%	60-79%	≥80%
X Officially adopted national multisectoral ECD policy				
Child and family social protection				
None	<14	14 - <18	18 - <26	≥26
Maternity leave (weeks)				
None	<14	14 - <18	18 - <26	≥26
Paternity leave (weeks)				
Not	Slightly	Moderately	Substantially	
International Code of Marketing of Breastmilk Substitutes (alignment)				

International conventions	
✓	Convention on the Rights of the Child
✓	Convention on the Rights of Persons with Disabilities
✓	CRC Optional Protocol on the Sale of Children, Child Prostitution and Child Pornography
✓	Hague Convention on Protection of Children and Cooperation in Respect of Intercountry Adoption



Zimbabwe

Countdown to 2030

Women's, Children's & Adolescents' Health

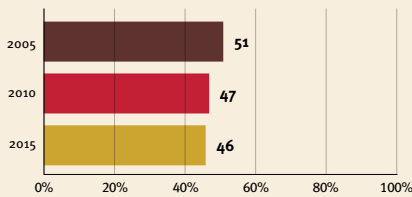
Demographics

Population	16,320,537
Annual births	491,195
Children under 5	2,314,710 (14%)
Under-five mortality	50/1,000

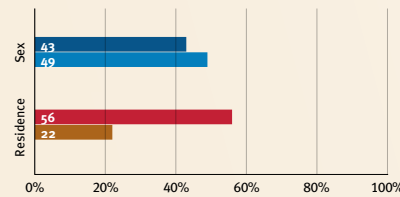
Threats to Early Childhood Development

Maternal mortality	357/100,000	Adolescent birth rate	108/1,000
Low birthweight	12%	Preterm births	17%
Child poverty	23%	Under-five stunting	22%
Violent discipline	63%	Inadequate supervision	20%

Young children at risk of poor development



Risk by sex and residence



Children with functional difficulty



Children developmentally on-track

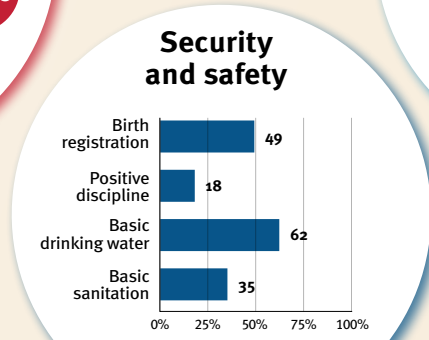
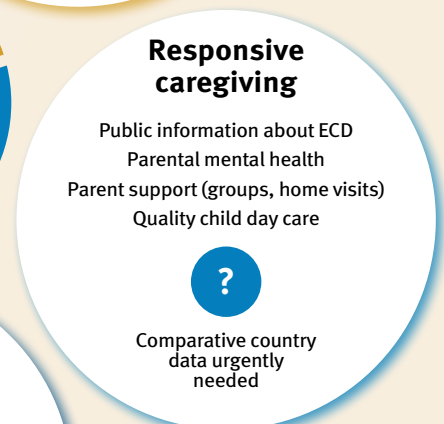

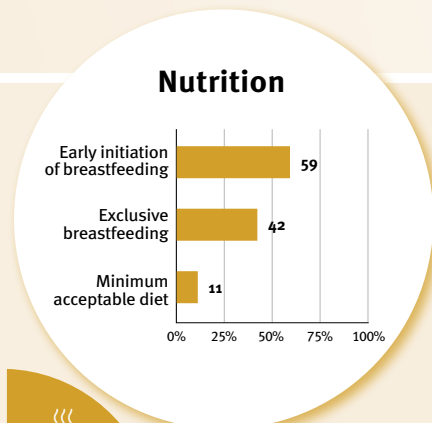
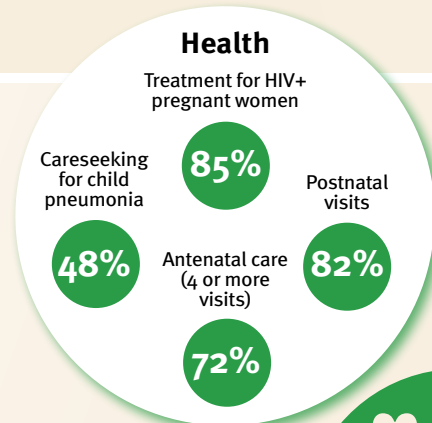


At risk in 2005, 2010 and 2015, using a composite indicator of under-five stunting or poverty

Support and services for early childhood development: Nurturing care

Parents and caregivers need a facilitating environment of laws, policies, services and community support to assist them in providing their young children with nurturing care.

Facilitating environments



Policies					
	<20%	20-39%	40-59%	60-79%	≥80%
Child and family social protection	None <14	14 - <18	18 - <26	≥26	
Maternity leave (weeks)	None <14	14 - <18	18 - <26	≥26	
Paternity leave (weeks)	None	Slightly	Moderately	Substantially	
International Code of Marketing of Breastmilk Substitutes (alignment)					

International conventions	
✓	Convention on the Rights of the Child
✓	Convention on the Rights of Persons with Disabilities
✓	CRC Optional Protocol on the Sale of Children, Child Prostitution and Child Pornography
✗	Hague Convention on Protection of Children and Cooperation in Respect of Intercountry Adoption

Technical Appendix

Countries

An alphabetical list of the 197 countries and areas profiled is shown in Table 1, indicating which are also included in Countdown to 2030 and which have composite risk estimates.

Table 1: Alphabetical list of countries profiled

Country	Included in Countdown to 2030	Included in composite risk estimate
Afghanistan	✓	✓
Albania	✓	✗
Algeria	✓	✓
American Samoa	✓	✗
Andorra	✗	✗
Angola	✓	✓
Antigua and Barbuda	✗	✗
Argentina	✓	✗
Armenia	✓	✗
Australia	✗	✗
Austria	✗	✗
Azerbaijan	✓	✓
Bahamas	✗	✗
Bahrain	✗	✗
Bangladesh	✓	✓
Barbados	✗	✗
Belarus	✓	✗
Belgium	✗	✗
Belize	✓	✗
Benin	✓	✓
Bhutan	✓	✓
Bolivia (Plurinational State of)	✓	✓
Bosnia and Herzegovina	✓	✗
Botswana	✓	✓
Brazil	✓	✓
British Virgin Islands	✗	✗
Brunei Darussalam	✗	✗
Bulgaria	✓	✗
Burkina Faso	✓	✓
Burundi	✓	✓

Cabo Verde	✓	✗
Cambodia	✓	✓
Cameroon	✓	✓
Canada	✗	✗
Central African Republic	✓	✓
Chad	✓	✓
Chile	✗	✗
China	✓	✓
Colombia	✓	✓
Comoros	✓	✓
Congo	✓	✓
Costa Rica	✓	✗
Côte D'Ivoire	✓	✓
Croatia	✗	✗
Cuba	✓	✗
Czechia	✗	✗
Democratic People's Republic of Korea	✓	✗
Democratic Republic of the Congo	✓	✓
Denmark	✗	✗
Djibouti	✓	✓
Dominica	✓	✗
Dominican Republic	✓	✓
Ecuador	✓	✗
Egypt	✓	✓
El Salvador	✓	✗
Equatorial Guinea	✓	✗
Eritrea	✓	✓
Estonia	✗	✗
Eswatini	✓	✓
Ethiopia	✓	✓
Fiji	✓	✗
Finland	✗	✗
France	✗	✗
Gabon	✓	✓
Gambia	✓	✓
Georgia	✓	✗
Germany	✗	✗
Ghana	✓	✓

Greece	X	X
Grenada	✓	X
Guatemala	✓	✓
Guinea	✓	✓
Guinea-Bissau	✓	✓
Guyana	✓	✓
Haiti	✓	✓
Honduras	✓	✓
Hungary	X	X
Iceland	X	X
India	✓	✓
Indonesia	✓	✓
Iran (Islamic Republic of)	✓	✓
Iraq	✓	✓
Ireland	X	X
Israel	X	X
Italy	X	X
Jamaica	✓	✓
Japan	X	X
Jordan	✓	X
Kazakhstan	✓	X
Kenya	✓	✓
Kiribati	✓	X
Kuwait	X	X
Kyrgyzstan	✓	✓
Lao People's Democratic Republic	✓	✓
Latvia	X	X
Lebanon	✓	X
Lesotho	✓	✓
Liberia	✓	✓
Libya	✓	X
Liechtenstein	X	X
Lithuania	X	X
Luxembourg	X	X
Madagascar	✓	✓
Malawi	✓	✓
Malaysia	✓	X
Maldives	✓	X
Mali	✓	✓

Malta	X	X
Marshall Islands	✓	X
Mauritania	✓	✓
Mauritius	✓	X
Mexico	✓	✓
Micronesia (Federated States of)	✓	✓
Monaco	X	X
Mongolia	✓	X
Montenegro	✓	X
Morocco	✓	✓
Mozambique	✓	✓
Myanmar	✓	✓
Namibia	✓	✓
Nauru	✓	X
Nepal	✓	✓
Netherlands (Kingdom of the)	X	X
New Zealand	X	X
Nicaragua	✓	✓
Niger	✓	✓
Nigeria	✓	✓
North Macedonia	✓	X
Norway	X	X
Oman	X	X
Pakistan	✓	✓
Palau	X	X
Panama	✓	✓
Papua New Guinea	✓	✓
Paraguay	✓	✓
Peru	✓	✓
Philippines	✓	✓
Poland	X	X
Portugal	X	X
Qatar	X	X
Republic of Korea	X	X
Republic of Moldova	✓	X
Romania	✓	X
Russian Federation	✓	X
Rwanda	✓	✓
Saint Kitts and Nevis	X	X

Saint Lucia	✓	✗
Saint Vincent and the Grenadines	✓	✗
Samoa	✓	✗
San Marino	✗	✗
Sao Tome and Principe	✓	✓
Saudi Arabia	✗	✗
Senegal	✓	✓
Serbia	✓	✗
Seychelles	✗	✗
Sierra Leone	✓	✓
Singapore	✗	✗
Slovakia	✗	✗
Slovenia	✗	✗
Solomon Islands	✓	✓
Somalia	✓	✓
South Africa	✓	✓
South Sudan	✓	✗
Spain	✗	✗
Sri Lanka	✓	✗
State of Palestine	✓	✗
Sudan	✓	✓
Suriname	✓	✓
Sweden	✗	✗
Switzerland	✗	✗
Syrian Arab Republic	✓	✓
Tajikistan	✓	✓
Thailand	✓	✗
Timor-Leste	✓	✓
Togo	✓	✓
Tonga	✓	✗
Trinidad and Tobago	✗	✗
Tunisia	✓	✗
Türkiye	✓	✓
Turkmenistan	✓	✓
Turks and Caicos Islands	✗	✗
Tuvalu	✓	✗
Uganda	✓	✓
Ukraine	✓	✗
United Arab Emirates	✗	✗

United Kingdom	x	x
United Republic of Tanzania	✓	✓
United States	x	x
Uruguay	x	x
Uzbekistan	✓	✓
Vanuatu	✓	✓
Venezuela (Bolivarian Republic of)	✓	✓
Vietnam	✓	✓
Yemen	✓	✓
Zambia	✓	✓
Zimbabwe	✓	✓

Indicators

Table 2 shows the indicators included in the country profiles, by category: the indicator name, the rationale for including the indicator, the definition of the indicator and the data source.

Table 2: Indicators: Name, definition, rationale and source of the data

Demographics			
Indicator	Rationale	Definition	Data source
Total population (millions)	The population size of the country	Total population (2022)	United Nations, Department of Economic and Social Affairs, Population Division, World Population Prospects 2022, Online Edition
Total under-five population (millions)	The number of children under 5 years of age, and children under 5 as a proportion of the total population	Total population of children under 5 years (2022)	United Nations, Department of Economic and Social Affairs, Population Division, World Population Prospects 2022, Online Edition
Annual births	The number of children born each year in the country	Annual number of births (2022)	United Nations, Department of Economic and Social Affairs, Population Division, World Population Prospects 2022, Online Edition
Under-five mortality	The number of children under 5 years of age dying each year, per 1,000 live births	Probability of dying between birth and 5 years of age per 1,000 live births (2021)	United Nations Inter-agency Group for Child Mortality Estimation (UN IGME), 2023.

Threats to early childhood development			
Indicator	Rationale	Definition	Data source
Child poverty	Poverty is one of the major threats to the survival, health and well-being of young children and is shown to affect all aspects of development	The World Bank definition of extreme poverty in 2017, living on less than US\$1.90 per day, was used to generate a composite indicator for children under 5 exposed to stunting or extreme poverty. Poverty ratios of children under 5 were derived for a subset of countries using the World Bank's poverty estimates and its nationally representative population surveys with wealth index (2006-2015)	World Bank, DHS, MICS, China Family Panel Survey, China Health and Nutrition Survey. Methods are the same as in: Lu, C., M.M. Black and L.M. Richter, 'Risk of Poor Development In Young Children in Low-Income and Middle-Income Countries: An estimation and analysis at the global, regional, and country level'. <i>The Lancet Global Health</i> , vol. 4, no. 12, 2016, pp. E916-E922
Under-five stunting	Stunting among young children is associated with poor short- and long-term effects on school performance and adult earnings	Percentage of children aged 0-59 months with height for age below minus two standard deviations from the median of the WHO Child Growth Standards (2022)	UNICEF/WHO/World Bank Joint Child Malnutrition Estimates Database, May 2023. Stunting estimates used in generating the composite indicator of risk exposure in 2015 were imputed from the existing data using the same methods as in Lu et al., 2016 (cited above)
Low birthweight	Low birthweight is an indicator of poor antenatal development and a predictor of poor childhood development in the early years	Percentage of infants weighing less than 2,500 grams at birth (2020)	UNICEF/WHO Low Birthweight Estimates, 2023 Edition

Preterm births	Preterm births are an indicator of poor antenatal development and a predictor of poor childhood development in the early years, including developmental delays and disabilities	Less than 37 completed weeks of gestation (2010)	Blencowe et al., 'National, Regional and Worldwide Estimates of Preterm Birth Rates in the Year 2010 with Time Trends since 1990 for Selected Countries: A systematic review and implications', <i>The Lancet</i> , vol. 379, no. 9832, 2012, pp. 2162-2172. Supplementary country tables. Data sources: National registries, reproductive health surveys and studies identified through systematic searches, unpublished data and data submitted during WHO country consultations
Maternal mortality	The death of a young child's mother increases the risks of child mortality, morbidity and poor early childhood development	Number of deaths of women from pregnancy-related causes per 100,000 live births during the same time period (2020)	United Nations Maternal Mortality Estimation Inter-Agency Group, composed of WHO, UNICEF, UNFPA, World Bank and the United Nations Population Division, released in February 2023
Adolescent birth rate	It has been shown that children of young (versus older) mothers fare worse in school achievement	Annual number of births to females aged 15-19 years per 1,000 females aged 15-19 years (2006-2021)	SDG global database, updated September 2023
Violent discipline	Violence and maltreatment are associated with short- and long- term effects on children's health, well-being and social adjustment	Percentage of children aged 1-4 years who experienced any violent discipline (psychological aggression and/or physical punishment) in the past month (2006-2022)	UNICEF global databases, based on DHS, MICS and other nationally representative surveys
Inadequate supervision	Young children need adult supervision to protect them from danger, ensure adequate feeding, and provide them with support for learning	Percentage of children aged 0-59 months left alone or in the care of another child under 10 years for more than an hour at least once in the past week (2006-2022)	UNICEF global databases, based on DHS, MICS and other nationally representative surveys

Young children at risk of poor development			
Indicator	Rationale	Definition	Data source
Young children at risk of poor development	Composite measure developed to assess risk of children not reaching their developmental potential. Stunting and extreme poverty serve as proxy measures because they are associated with children's development and are measured globally using uniform methods	Percentage of children under age 5 at risk of poor development as a result of stunting or extreme poverty (US\$1.90 or less) in 2005, 2010 and 2015	Method used for estimation in Richter, L., et al., 'Investing in the Foundation of Sustainable Development: Pathways to scale up for early childhood development', <i>The Lancet</i> , vol. 389, no. 10064, pp. 103-118, 2017. Available for a subset of countries (91) that were classified as high-risk
Risk by sex and residence	Differences in composite measure of risk exposure by sex and residence	Urban versus rural, male versus female (2006-2015)	Method used for estimation in Richter, L., et al., 'Investing in the Foundation of Sustainable Development: Pathways to scale up for early childhood development', <i>The Lancet</i> , vol. 389, no. 10064, pp. 103-118, 2017. Available for a subset of countries (63) with nationally representative micro-level data

Early Childhood Development Index (ECDI)			
Indicator	Rationale	Definition	Data source
Early Childhood Development Index	A feasible population measure of early child development outcomes is critical to monitoring the impact of early childhood development interventions, and determining which children are on track or not, to ensure that all children benefit from interventions	Percentage of children aged 36-59 months who are developmentally on track in at least three of the following domains: literacy-numeracy, physical development, social-emotional development and learning (2010-2022)	UNICEF global databases, based on DHS, MICS and other nationally representative surveys

Child functioning			
Indicator	Rationale	Definition	Data source
Child functioning	Discrimination against children with developmental delays and disabilities often leads to reduced access to basic social services, especially education and health, and a general lack of screening, identification, and access to early childhood intervention services. Addressing discrimination and promoting inclusion is important in all sectors, and can be accomplished through information and advocacy, strengthening policy and facilitating access to services.	Percentage of children aged 2-4 years with a functional difficulty in at least one domain (2015-2022)	UNICEF global databases, based on MICS and other nationally representative surveys

Components of nurturing care: Health			
Indicator	Rationale	Definition	Data source
Antenatal care (4 or more visits)	Antenatal care safeguards women's health during pregnancy and helps to prevent and prepare for complications during pregnancy and delivery	Percentage of women aged 15-49 years attended to at least four times during pregnancy by any provider (2003-2021)	UNICEF global databases, based on DHS, MICS and other nationally representative surveys
Treatment for HIV+ pregnant women	Treatment of pregnant women living with HIV safeguards their health and prevents the transmission of the virus to their babies	Percentage of estimated number of pregnant women living with HIV receiving effective regimens (excludes single-dose nevirapine) of antiretroviral medicines for preventing mother-to-child transmission of HIV (2022)	Global AIDS Monitoring and UNAIDS 2023 estimates
Postnatal visits	Postnatal visits help to detect and prevent post-delivery complications for women and newborns to ensure that they receive prompt treatment	Percentage of women aged 15-49 years who received postnatal care within 2 days after birth. The indicator refers to women who had a live birth in a recent time period, generally two years for MICS and five years for DHS (2010-2021)	UNICEF global databases, based on DHS, MICS and other nationally representative surveys
Care-seeking for child pneumonia	Care-seeking for pneumonia indicates caregivers' ability to detect and act on their young child's health condition	Percentage of children under age 5 with symptoms of acute respiratory infection in the 2 weeks preceding the survey for whom advice or treatment was sought from a health facility or provider (2000-2021)	UNICEF global databases, based on DHS, MICS and other nationally representative surveys

Components of nurturing care: Nutrition			
Indicator	Rationale	Definition	Data source
Early initiation of breastfeeding	Sucking at the breast within an hour of delivery ensures the baby receives the colostrum, the first milk that is rich in protective factors. Immediate sucking is instinctive for the baby and responds to the baby's attachment needs; it also helps establish exclusive breastfeeding	Percentage of infants born in the last 2 years who were put to the breast within 1 hour of birth (2004-2022)	UNICEF, Division of Data, Analysis, Planning and Monitoring (2022). UNICEF global databases: Infant and young child feeding: Early initiation of breastfeeding, New York, October 2022
Exclusive breastfeeding	Receiving only breastmilk for the first 6 months of life provides babies with all the nutrients they need and protects the baby against common childhood illness such as diarrhoea and pneumonia. Breastfeeding also has longer-term benefits on children's future intelligence and health	Percentage of children aged 0-5 months who are fed exclusively with breastmilk in the 24 hours prior to the survey (2004-2022)	UNICEF, Division of Data, Analysis, Planning and Monitoring (2022). UNICEF global databases: Infant and young child feeding: Exclusive breastfeeding, New York, October 2022
Minimum acceptable diet	Young children need sufficient diverse food to satisfy their rapid growth	Percentage of breastfed children aged 6-23 months who had at least the minimum dietary diversity and the minimum meal frequency during the previous day AND the percentage of non-breastfed children aged 6-23 months who received at least 2 milk feedings and had at least the minimum dietary diversity, not including milk feeds, and the minimum meal frequency during the previous day (2010-2021)	UNICEF, Division of Data, Analysis, Planning and Monitoring (2022). UNICEF global databases: Infant and young child feeding: Minimum acceptable diet, minimum diet diversity, minimum meal frequency, New York, October 2022

Components of nurturing care: Responsive caregiving

Note: no comparable country data available. Represented on the country pages by examples of indicators

Currently no comparable country data on policies and programmes that support responsive caregiving are being collected through Demographic and Health Surveys, nationally representative household surveys or UNICEF's Multiple Indicator Cluster Surveys. In some countries, information on child day care is collected. However, to initiate discussions on the collection of data to indicate progress in responsive caregiving, we suggest that the following four indicators be considered:

National information and communication about ECD and services

Awareness by parents of their important role in young children's development; what parents, caregivers and families can do to support and promote the development of young children; and services available to assist parents of young children should they or their young child experience difficulties.

Maternal/paternal mental health

Both maternal and paternal mental health, and the mental health of caregivers, is critical to responsive caregiving. Lack of energy, preoccupation, anxiety, depression and other symptoms of mental distress make it very difficult for caregivers to be sensitive and responsive to the needs of a young child.

Parent support through groups and home visits

Support, either through parent groups or home visits, is of assistance to parents in receiving reassurance, the companionship of others with shared challenges, information about their baby's development and parent and family behaviours and responses that support infant development, demonstrations of how they can approach and resolve difficulties, and referral to additional services should they need them.

Good quality affordable child day care

In many countries, as many women as men are economically active, either in the formal or the informal sector. These families, and families with other challenges that require additional assistance, benefit from good quality, free or affordable child day care.

Components of nurturing care: Early learning

Indicator	Rationale	Definition	Data source
Children's books in the home	Exposure to written material and pictures, accompanied by caregiver narratives about words and pictures, are the foundation of early language and literacy development	Percentage of children aged 0-59 months who have 3 or more children's books at home (2005-2022)	UNICEF global databases, based on DHS, MICS and other nationally representative surveys
Playthings at home	Play is natural to children, and the practice and pleasure they enjoy when playing is important to their cognitive exploration and expansion. Young children will learn from play with any safe, clean objects, most importantly when an adult engages and encourages the child and uses play opportunities to label objects and experiences for the child	Percentage of children aged 0-59 months who play with 2 or more of the following playthings at home: household objects or objects found outside (sticks, rocks, animals, shells, leaves, etc.), homemade toys or toys that came from a store (2005-2022)	UNICEF global databases, based on DHS, MICS and other nationally representative surveys
Early stimulation at home	Children learn through their own exploration, but they learn more in interaction with others, especially adults who mediate a child's experience with written material, stories, excursions and other opportunities to teach young children words, numbers, colours and shapes, and to help young children to understand ideas not immediately present	Percentage of children aged 24-59 months with whom an adult has engaged in 4 or more of the following activities to promote learning and school readiness in the past 3 days: a) reading books to the child, b) telling stories to the child, c) singing songs to the child, d) taking the child outside the home, e) playing with the child, and f) spending time with the child naming, counting or drawing things (2005-2022)	UNICEF global databases, based on DHS, MICS and other nationally representative surveys
Attendance in early childhood education	From about the age of 3 years, young children benefit from interacting and learning with other young children, and preparing for the environment of formal learning in school	Percentage of children aged 36-59 months who are attending an early childhood education programme (2006-2022)	UNICEF global databases, based on DHS, MICS and other nationally representative surveys

Components of nurturing care: Security and safety			
Indicator	Rationale	Definition	Data source
Birth registration	Through birth registration, a child acquires his or her identity as a citizen and a rights holder in a country. Registration is often a condition for the receipt of state services such as health care, education and social protection	Percentage of children under age 5 who were reported to be registered with civil authorities. The numerator of this indicator includes children reported to have a birth certificate, regardless of whether or not it was seen by the interviewer, and those without a birth certificate whose mother or caregiver says the birth has been registered (2006-2022)	UNICEF global databases, based on DHS, MICS, other nationally representative surveys, censuses and vital registration systems
Basic drinking water	Safe drinking water is especially important for young children to prevent infectious diseases that inhibit their physical growth and diminish their active exploration of the environment through which they learn	Percentage of the population using an improved drinking water source, where collection time is not more than 30 minutes for a round trip including queuing (improved sources include: piped water; boreholes or tube wells; protected dug wells; protected springs; rainwater; and packaged or delivered water) (2022)	WHO-UNICEF Joint Monitoring Programme for Water Supply, Sanitation and Hygiene, July 2023
Basic sanitation	Basic sanitation is also especially important for young children, to prevent infectious diseases that inhibit their physical growth and diminish their active exploration of the environment through which they learn	Percentage of the population using an improved sanitation facility that is not shared with other households (improved facilities include: flush/pour flush to piped sewerage systems, septic tanks or pit latrines; ventilated improved pit latrines; composting toilets or pit latrines with slabs) (2022)	WHO-UNICEF Joint Monitoring Programme for Water Supply, Sanitation and Hygiene, July 2023
Positive discipline	Positive discipline by parents and caregivers helps to socialize young children to understand how to avoid danger and what they may and may not do in their social context	Percentage of children aged 1-4 years who experienced only non-violent discipline in the past month, including a) explaining why a behaviour is wrong, b) taking away privileges or not allowing the child to leave the house, and c) giving the child something else to do (2006-2022)	UNICEF global databases, based on DHS, MICS and other nationally representative surveys

Facilitating environment: Policies			
Indicator	Rationale	Definition	Data source
Child and family social protection	Social protection for children and families protects children and families from destitution and the worst effects of poverty	The indicator reflects the proportion of children/households receiving child or family cash benefits (2016-2021).	ILO, World Social Protection Database, based on SSI; ISSA/SSA, Social Security Programs Throughout the World; ILOSTAT, ECLAC, IMF, WHO, WB, UNDP, UNICEF, completed with national data sources.
Maternity leave	Maternity leave enables women to prepare for and recover from delivery and establish exclusive breastfeeding	Number of weeks of leave available to mothers in national legislation	ILO, Care at Work: Investing in care, leave and services for a more gender equal world of work , 2022.
Paternity leave	Paternity leave enables men to support their partners before, during and after delivery, and be involved in the care of their young children	Number of weeks of leave available to fathers in national legislation	ILO, Care at Work: Investing in care, leave and services for a more gender equal world of work , 2022.
International Code of Marketing of Breastmilk Substitutes	The Code prevents the marketing of breastmilk substitutes that threaten exclusive breastfeeding. Breastfeeding is essential to the nutrition, health, safety and psychological well-being of the baby, and has many benefits for mothers as well	Legal status of the Code	World Health Organization, Marketing of breast-milk substitutes: National implementation of the international code, Status report 2022. Geneva: WHO; 2022.
Officially adopted national multisectoral ECD policy	One of the most important facilitating environments for improving and expanding ECD services is the participatory planning, development, adoption and implementation of national multisectoral ECD policy documents.	Presence or absence of one or more officially adopted national multisectoral ECD policy documents (policies, strategic plans or laws). Countries marked as having no officially adopted multisectoral ECD policy document are those for which it was confirmed that no policy exists or, in the case of a small number of countries, it was not possible to confirm the existence of a policy in any language.	Country-level data and files of officially adopted multisectoral ECD policy documents in the RISE Institute's ECD Policy Repository were reviewed against a set of pre-defined criteria. In 2022, an assessment of the availability of national multisectoral ECD policies using the documents gathered up to 2019 was published in Vargas-Barón, E., et al. (2022) . The assessment was updated in August 2023, and it will be continuously updated.

Facilitating environment: International conventions			
Indicator	Rationale	Definition	Data source
UN Convention on the Rights of the Child, 1989	The CRC is a protective mechanism for all children in countries that sign or ratify the convention	Signature or ratification as of September 2023	United Nations Treaty Collection, treaties.un.org/pages/ViewDetails.aspx?src=IND&mtdsg_no=IV-11&chapter=4&lang=en .
General comment No. 7 (2005) on implementing child rights during early childhood Accepted by the Committee. Not ratified or signed by individual countries			
CRC Optional Protocol on the Sale of Children, Child Prostitution and Child Pornography, 2000	The protocol aims to prevent the exploitation of children in countries that sign or ratify the protocol	Signature or ratification as of September 2023	United Nations Treaty Collection, treaties.un.org/pages/ViewDetails.aspx?src=IND&mtdsg_no=IV-11-c&chapter=4&lang=en
United Nations Convention on the Rights of Persons with Disabilities, 2006	The convention aims to ensure that the rights of persons with disabilities are protected	Signature or ratification as of September 2023	United Nations Treaty Collection, treaties.un.org/pages/ViewDetails.aspx?src=TREATY&mtdsg_no=IV-15&chapter=4 .
Hague Convention on Protection of Children and Cooperation in Respect of Intercountry Adoption, 1993	The convention aims to ensure that children are not exploited through intercountry adoption	Signature or ratification as of September 2023	Hague Conference on Private International Law, https://www.hcch.net/en/instruments/conventions/status-table/?cid=69

Important indicators – no or insufficient comparable country data			
Indicator	Rationale	Definition	Data source
More data needs to be collected, recalculated or validated			
Many more indicators than are included in the country profiles are needed to monitor and inspire the scale-up of quality interventions and programmes to support the development of young children. Some of these are indicated below:			
Government expenditure on ECD	Government leadership, programming and funding are needed to scale up efforts to improve facilitating environments and nurturing care needed by young children to realize their human potential		Some data available, minimum number of countries. Results for Development (R4D) has data on government spending on different ECD programmes in only 12 countries
Foreign assistance for ECD	International aid is important to leadership and funding of early childhood development programmes		The World Bank published estimates at the aggregate level (total \$ from the World Bank on ECD), but not at the country level. R4D has data on early childhood education, but not on other areas of ECD, and data are at the country level
Household expenditure on ECD (child day care)	Early indications suggest that, currently, families are spending a high proportion of household income on child day care and are often forced to compromise by accepting poorer quality, more affordable services		Some data available, minimum number of countries. Some data available from R4D
Low maternal schooling	Children whose mothers have no or only a few years of primary education have poorer health, nutrition, and cognitive development than children of better educated women. Education is empowering for women themselves, their families and their children	No education.	Countdown to 2030 reports on secondary education. There are no country-level estimates available for maternal education. Therefore, micro- level data has to be used to generate the estimates for countries with nationally representative data. In addition, categories of maternal education between DHS and MICS (and even within DHS and MICS) are not always consistent
Care for child development	The UNICEF/WHO Care for Child Development (CCD) materials are in use in a large number of countries and are often adapted to local circumstances. CCD is illustrative of a feasible, cost-effective intervention to promote nurturing care that can be incorporated into the delivery of services in different sectors	who.int/maternal_child_adolescent/documents/care_child_development/en/ unicef.org/earlychildhood/index_68195.html	Informal repository of country implementation

Important indicators – no or insufficient comparable country data			
Indicator	Rationale	Definition	Data source
Children in institutional care	Care of young children in large group homes (institutions) is a known and serious risk to children's development, since development is dependent on responsive human interaction best provided in a family environment		UNICEF's Data and Analytics Section maintains a global database on this indicator, but it is not currently available for public sharing, given the lack of comparability across countries
Maternal/parental mental health/depression	Parental and caregiver depression is prevalent in conditions of adversity and hardship, and significantly affects the development of young children through its impact on the motivational and emotional state of parents and caregivers		Some prevalence data, but with small non-representative samples and long intervals between dates of information, have been collected. For example: Gelaye et al., 'Epidemiology of Maternal Depression', <i>The Lancet Psychiatry</i> , vol. 3, no. 10, 2016, pp. 973-982; Ferrari et al., 'Burden of Depressive Disorder', <i>PLOS Medicine</i> , vol. 10, no. 11, 2016, p. E1001547
Female alcohol consumption	Drug and alcohol abuse are associated with prenatal complications, developmental delays and difficulties, the potential for violence in the home and other social problems. Data on female alcohol consumption may be one possible indicator for this threat to early child development	Total alcohol per capita consumption (APC) is defined as the total (sum of recorded APC 3-year average and unrecorded APC) amount of alcohol consumed per adult (15+ years) over a calendar year, in litres of pure alcohol	Recorded alcohol consumption refers to official statistics (production, import, export, and sales or taxation data), while the unrecorded alcohol consumption refers to alcohol that is not taxed and is outside the usual system of governmental control. The WHO Global Health Observatory, who.int/gho/en/ There was insufficient time to find a way to include the data in a simple and understandable way
Quality, affordable child day care	In a large number of countries, as many women as men are economically active, either in the formal or the informal sector. These families, and families with other challenges that require additional assistance, benefit from good quality, free or affordable day care		No globally comparable data on this indicator
Environment/air pollution	During pregnancy and early childhood, the rapid development of children makes them especially vulnerable to environmental toxins, including, among others, air pollution	Percentage of population breathing air with unhealthy levels of pollutants	WHO Global Urban Ambient Air Pollution Database (2018 update), who.int/airpollution/data/cities/en/ There was insufficient time to find a way to include the data in a simple and understandable way

Available data

Table 3 lists the indicators included in the country profiles, the number of countries and areas with data for that indicator and the year(s) for the latest available country data updates or estimates.

Table 3: Indicators by number of countries and year(s) for the latest available country data updates or estimates

Indicator	Number of countries with data	Year
Demographics		
Total population	197	2022
Annual births	197	2022
Total under-five population	197	2022
Under-five mortality	195	2021
Threats to early childhood development		
Maternal mortality	184	2020
Preterm births	184	2010
Low birthweight	157	2020
Under-five stunting	159	2022
Child poverty	69	2006-2015
Violent discipline	92	2006-2022
Inadequate supervision	97	2006-2022
Adolescent birth rate	195	2006-2021
Young children at risk of poor development		
Composite burden of risk	91	2005, 2010, 2015
Risk by sex and residence	63	2006-2015
Early childhood development index (ECDI)	85	2010-2022
Child functioning	47	2015-2022
Components of nurturing care – Health		
Treatment for HIV+ pregnant women	86	2022
Antenatal care, 4 or more visits	149	2003-2021
Postnatal visits	106	2010-2021
Care-seeking for child pneumonia	123	2000-2021
Components of nurturing care – Nutrition		
Early initiation of breastfeeding	134	2004-2020
Exclusive breastfeeding	134	2004-2022
Minimum acceptable diet	93	2010-2021
Components of nurturing care – Responsive caregiving		
Public information about ECD	0	
Parental mental health	0	
Parent support in groups and home visits	0	
Quality child day care	0	

Indicator	Number of countries with data	Year
Components of nurturing care – Early learning		
Early stimulation at home	99	2005-2022
Children’s books in the home	97	2005-2022
Playthings at home	97	2005-2022
Attendance in early childhood education	112	2006-2022
Components of nurturing care – Security and safety		
Birth registration	178	2006-2022
Positive discipline	91	2006-2022
Basic drinking water	180	2022
Basic sanitation	175	2022
Facilitating environment – Policies		
Child and family social protection	124	2016-2021
Maternity leave	184	2021
Paternity leave	184	2021
International Code of Marketing of Breastmilk Substitutes	192	2022
Officially adopted national multisectoral ECD policy	197	2023
Facilitating environment – International conventions		
United Nations Convention on the Rights of the Child, 1989	194	2023
Convention on the Rights of the Child Optional Protocol on the Sale of Children, Child Prostitution and Child Pornography, 2000	194	2023
United Nations Convention on the Rights of Persons with Disabilities, 2006	194	2023
Hague Convention on Protection of Children and Cooperation in Respect of Intercountry Adoption, 1993	197	2023



Countdown to 2030

Women's, Children's & Adolescents' Health

