

THRIVE

NURTURING CARE

FOR EARLY CHILDHOOD DEVELOPMENT

Country profiles

for early childhood development





Countdown to 2030

Women's, Children's & Adolescents' Health

Country profiles

for early childhood development



THRIVE

NURTURING CARE

FOR EARLY CHILDHOOD DEVELOPMENT

Acknowledgements

- The alphabetical author, commentator and editor list for The Lancet Series *Advancing Early Childhood Development: From Science to Scale* is shown below, with the names of ECD Countdown Reference Group in bold.
- Christopher Andersen, Jere Behrman, Zulfiqar Bhutta, **Maureen Black**, **Pia Britto**, Adrian Cerezo, Margaret Chan, **Bernadette Daelmans**, Gary Darmstadt, Pamela Das, **Amanda Devercelli**, Ann DiGirolamo, Tarun Dua, Lia Fernald, **Günther Fink**, Nathaniel Foote, Paul Gertler, Sally Grantham-McGregor, Keith Hansen, Mark Hanson, **Jody Heymann**, Richard Horton, Patrick Ip, Anthony Lake, James Leckman, Selina Lo, **Joan Lombardi**, Florencia Lopez Boo, **Chunling Lu**, Jane Lucas, Stephen Lye, Graca Machel, Harriet MacMilan, Stephen Matthews, **Dana Charles McCoy**, Rafael Perez-Escamilla, Kerrie Proulx, James Radner, Nirmala Rao, **Linda Richter**, Yusra Shawar, Jeremy Shiffman, Jack Shonkoff, Karin Stenberg, Elizabeth Tablante, Mark Tomlinson, Tyler Vaivada, **Emily Vargas-Baron**, Ted Wachs, Susan Walker, Quentin Wodon, Haogen Yao, Hiro Yoshikawa, Aisha Yousafzai.
- **Alex Manu**, a member of the Countdown to 2030 Equity Sub-Group, joined the ECD Countdown reference group, and **Chris Desmond** and **Sara Naicker** from the Human Sciences Research Council in South Africa gave technical input.
- Members of Countdown to 2030, especially **Jennifer Requero** and **Ties Boerma**, gave guidance through the development of the country profiles.
- **Mark Hereward**, head of UNICEF's Data and Analytics Section, as well as **Claudia Cappa** and **Nicole Petrowski** from the Section, and **Theresa Diaz**, Coordinator Epidemiology and Monitoring and Evaluation Team in the MNCAH department at the World Health Organization provided invaluable assistance as well as access to data.
- **Jive Media Africa** designed the country profile template and the transfer of indicator data into the template.
- The DST-NRF Centre of Excellence in Human Development at the University of the Witwatersrand, under the Directorship of **Linda Richter**, hosted this first phase of the early child development Countdown work.
- The **Conrad N Hilton Foundation** funded this first phase of the early child development Countdown work.

Table of Contents

Acknowledgements **2**

Introduction **5**

Development of the country profiles **5**

Countries and indicators **6**

Indicators **7**

The logic of the country pages **7**

Next steps **8**

Country Profiles **9**

Technical Appendix **103**

Countries **105**

Indicators **108**

Available data **116**

Introduction

These profiles of 91 low- and middle-income countries are the first step toward a global monitoring and accountability system for early childhood development, affiliated with Countdown to 2030 for women's, children's and adolescents' health (www.countdown2030.org). The decision to assemble available data in country profiles was taken by authors during the 2016 launch of the Lancet series *Advancing Early Childhood Development: From Science to Scale*, and has been carried forward as the project of a sub-group to support the Nurturing Care Framework developed by WHO, UNICEF and partners.

These profiles are an attempt to compile, in one place, the available data for country and cross-country monitoring and to provide a baseline against which to monitor progress. More comparable country data and analysis are needed to drive forward the early childhood development agenda, monitor impact, direct attention to areas requiring additional effort and resources, and measure progress towards the Sustainable Development Goals. The country profiles draw attention to significant gaps, especially in extracting data pertaining to the youngest children, measuring services to improve nurturing care, and measuring early childhood development as an outcome. However, progress is being made, and opportunities exist for further analyses with currently available data. For example, with resources, country micro-data can be disaggregated further. The combined efforts by groups at the World Health Organization and the Universities of Jamaica and Harvard are making headway towards field-testing a 10-15-item population measure of early childhood development from 0 to 3 years of age that could feasibly be included in representative national surveys, including USAID's Demographic and Health Surveys and UNICEF's Multi-Indicator Cluster Surveys. UNICEF will soon be releasing a version of the Early Child Development Index (ECDI) to assess child development from 2 years of age and upwards. Further, we suggest several areas for the measurement of services to improve responsive caregiving. We hope that the country profiles prompt advocacy and action to refine measurement parameters and collect comparable country data on these and related services.

Process of development of the country profiles

Authors of The Lancet Series *Advancing Early Childhood Development: From Science to Scale* collaborated on the selection of countries and indicators. Several authors contributed new or additional analyses. For example, the Composite Risk Index used to estimate the numbers of children under 5 years of age at risk for poor early childhood development was updated using the newly published poverty line by the World Bank, extending the trend from 2005, 2010, to 2015.

Progress updates in the selection and refinement of countries and indicators have been presented at several meetings, one at an early childhood development guidance meeting in Geneva in June 2017, and another during the Countdown to 2030 Measurement Conference in Stellenbosch, South Africa, in February 2018. Regular email updates were sent to the sub-group for input and to the larger Lancet Series Author Group.

Data from the multiple sources listed in the Technical Appendix were combined into a layered Excel spreadsheet, with detailed information on country-specific data such as dates when conventions were signed, and confidence intervals for the estimates of the prevalence of risk for early child development. A flat Excel spreadsheet, summarising this information into a single file, was created to populate the country profiles. Both the layered and the flat Excel spreadsheets are available on the Nurturing Care website (www.nurturing-care.org) and provided on USB cards. Data on the country profiles has been further simplified by rounding up decimal points.

Countries and indicators

Country profiles are provided for 91 countries, selected on at least one of three criteria:

- 1 Countries with 30% or more of children under age five at risk of poor development as a result of stunting or extreme poverty (<US\$1.90) in 2010. We selected 30% as the cut-off line as, according to the WHO, stunting is a public health concern in a country if 20% of children are stunted¹, and it is estimated that approximately 10% of the world population is living in extreme poverty².
- 2 Countries that accounted for 95% of children under age five in developing countries who were estimated to be at risk of poor development in 2010 due to exposure to stunting or extreme poverty (Black et al, 2017). Many of these are countries with large child populations, including Brazil, China, Mexico and Turkey.
- 3 Countries included in Countdown to 2030.

Table 1 shows the overlap between Countdown to 2030 and high-risk Early Childhood Development countries, and the list of 91 countries is given in the Technical Appendix.

Table 1: Overlap between Countdown to 2030 and high-risk Early Childhood Development countries

| Countries | Number |
|------------------------------------------------------------------------------------------------------------------------------------------------------------------|--------|
| Countdown to 2030 | 81 |
| More than 30% of children under 5 at risk of poor early childhood development, or that contribute to 95% of the total number of children estimated to be at risk | 76 |
| Countdown to 2030 + Large numbers of children at risk of poor childhood development | 91 |
| In Countdown to 2030, but not in countries with large numbers of children at high risk of poor childhood development | 15 |
| In countries with large numbers of children at high risk of poor childhood development but not in Countdown to 2030 | 13 |
| In both Countdown to 2030 and countries with large numbers of children at risk of poor childhood development | 63 |

1 World Health Organization (2013). Global nutrition policy review: What does it take to scale up nutrition action? http://www.who.int/nutrition/publications/policies/global_nut_policyreview/en/.

2 World Bank (2016). <http://www.worldbank.org/en/publication/poverty-and-shared-prosperity>.

Indicators

Indicators were included based on the following criteria:

- 1 The data relate to the conceptual framework for early childhood development published in The Lancet series (Black et al, 2017). That is, the data provides information on threats to early childhood development, aspects of the facilitating environment, or on support and services in the five components of Nurturing Care: Health, Nutrition, Opportunities for Early Learning, Responsive Caregiving and Security and Safety.
- 2 The data are comparable across countries and publicly available, either through a UN agency or in a peer-reviewed publication that provides a technical appendix with country level data.

Definitions of the indicator data as collected and sources of the data on early childhood development are given in the Technical Appendix. The definitions refer to data collected by USAID's Demographic and Health Surveys (DHS) and UNICEF's Multi-Indicator Cluster Surveys (MICS), which are the main sources of data, as well as representative national household surveys as indicated. While we had hoped to have all data refer to children under the age of 5 years, and even under the age of 3 years where possible, this could not be done without significant additional time and resources. Definitions make clear the parameters of the indicators included – by year/s and age group. For example, inadequate supervision refers to children up to 6 years of age, whereas harsh punishment refers to children up to the age of 14 years.

It is clear that many more indicators are needed to track threats to early childhood development, financing, and coverage of services to improve early childhood development. Some of these are referred to in the indicator list in the Technical Appendix. However, this first effort must be used to motivate, advocate and resource new comparable cross-country data collection through DHS and MICS, as well as through national household surveys.

The logic of the country pages

Indicators have been assembled on the country pages based on the following logic:

- **Demographics** provide basic information about the country.
- **The prevalence of inequality among of children at risk of poor development**, indexed by the composite indicator of prevalence of children exposed to stunting or extreme poverty in 2005, 2010 and 2015, and differences in prevalence between boys and girls and between children living in urban and rural areas based on surveys conducted between 2006 and 2015. We also estimated the economic costs of poor early development by calculating the cost of child growth deficit as a percent loss of the annual adult wage in the country.

- **Threats to early childhood development** are indexed by the loss of a mother at a young age, having a young mother, low birth-weight and preterm births, inadequate supervision, harsh physical punishment, stunting, and children under 5 years of age living in poverty.
- **Support and services for early childhood development** is indexed by the five components of Nurturing Care, described in The Lancet series, and by indicators of the facilitating environment of laws, conventions and policies.
 - **Nurturing care** comprises 5 essential elements: Health, Early Learning, Security and Safety, Responsive Caregiving and Nutrition
 - **The facilitating environment** is indicated by Policies and Conventions.
 - **Policies** for which there are comparable country data relevant to early childhood development include paid maternity and paternity leave, whether a country has a national minimum wage and non-contributory child and family social protection, and whether the country has adopted many or all of the provisions of the International Code of Marketing of Breastmilk Substitutes.
 - **International Conventions**, specifically the Convention of the Rights of the Child (CRC), the CRC Optional Protocol on the Sale of Children, Child Prostitution and Pornography, the Convention on the Rights of People with Disabilities, and the Hague Convention on Protection of Children and Cooperation in respect of Intercountry Adoption.

Next steps

The country profiles need to be used in countries to raise awareness about early childhood development, to disseminate information, and to advocate for resources, services and data to improve early childhood development.

Funding must be mobilised to continue and grow the early childhood development Countdown work, including to establish an independent multi-institutional home for further efforts, and to support country, regional and global analyses that contribute to knowledge and progress in improving early childhood development.

May 2018

Country Profiles



Afghanistan

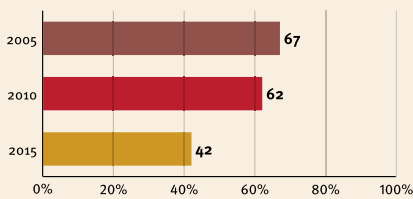
Demographics

| | |
|-------------------|-----------------|
| Population | 34 656 000 |
| Annual births | 1 143 000 |
| Children under 5 | 5 233 000 (15%) |
| Under 5 mortality | 70/1 000 |

Threats to Early Childhood Development

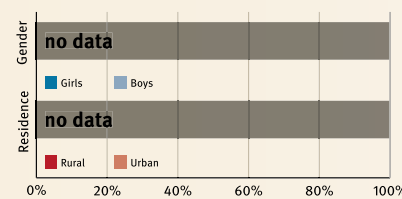
| | | | |
|--------------------|-------------|-------------------------------|-----|
| Maternal mortality | 396/100 000 | Young mothers (births by 18y) | 20% |
| Low birthweight | no data | Preterm births | 11% |
| Child poverty | no data | Under 5 stunting | 41% |
| Harsh punishment | 74% | Inadequate supervision | 73% |

Young children at risk of poor development



At risk in 2005, 2010 and 2015, using a composite indicator of under 5 stunting or poverty

Risks by gender and residence



Lifetime cost of growth deficit in early childhood



Estimate in terms of % loss of annual adult wage

Support and services for Early Childhood Development: Nurturing Care

Parents and caregivers need a facilitating environment of laws, policies, services and community support to assist them to provide their young children with nurturing care.

Support and services for Early Childhood Development: Facilitating Environments

Health

- Pregant women living with HIV on treatment: 18%
- Careseeking for child pneumonia: 63%
- Women receive 4 antenatal care visits: 5%
- Postnatal newborn care: 40%

Nutrition

- Early initiation of breastfeeding: 41%
- Exclusive breastfeeding: 43%
- Minimum acceptable diet: 16%

Early Learning

- Homes have children's books: 53%
- Children have support for learning: 40%
- Children have playthings at home: 2%
- Attendance in early childhood education: 1%



Responsive Caregiving

- Public information about ECD
- Parental mental health
- Parent support (groups, home visits)
- Quality child day care
- Comparative country data urgently needed

Security and Safety

- Birth registration: 42%
- Positive discipline: no data
- Basic drinking water: 63%
- Basic sanitation: 39%

Policies

| | | | |
|---------|-----------------------------------------------------------|---|----------------------|
| ✗ | Paid maternity leave | ✓ | Paid paternity leave |
| ✓ | National minimum wage | | |
| no data | Child and family social protection | | |
| ✓ | International Code of Marketing of Breastmilk Substitutes | | |

International Conventions

| | |
|---|------------------------------------------------------------------------------------------|
| ✓ | Convention on the Rights of the Child |
| ✓ | Convention on the Rights of People with Disabilities |
| ✓ | CRC Sale of Children, Child Prostitution & Child Pornography |
| ✗ | Convention on Protection of Children and Cooperation in Respect of Intercountry Adoption |



Algeria

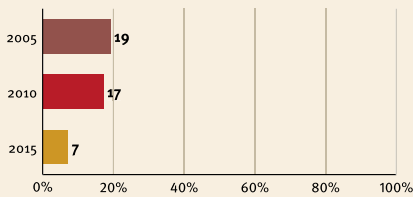
Demographics

| | |
|-------------------|-----------------|
| Population | 40 606 000 |
| Annual births | 949 000 |
| Children under 5 | 4 699 000 (12%) |
| Under 5 mortality | 25/1 000 |

Threats to Early Childhood Development

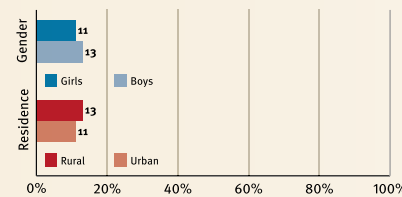
| | | | |
|--------------------|-------------|-------------------------------|-----|
| Maternal mortality | 140/100 000 | Young mothers (births by 18y) | 1% |
| Low birthweight | 6% | Preterm births | 7% |
| Child poverty | 0,2% | Under 5 stunting | 12% |
| Harsh punishment | 86% | Inadequate supervision | 78% |

Young children at risk of poor development

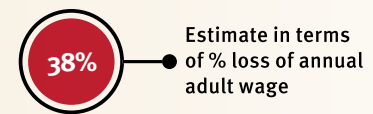


At risk in 2005, 2010 and 2015, using a composite indicator of under 5 stunting or poverty

Risks by gender and residence



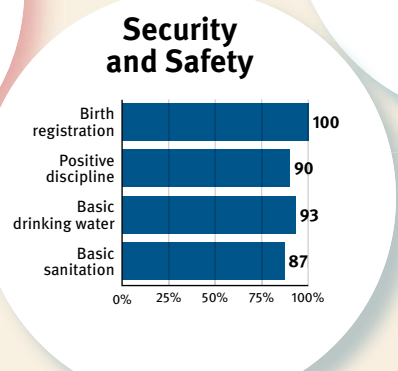
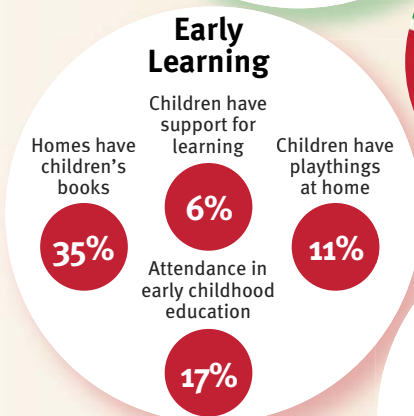
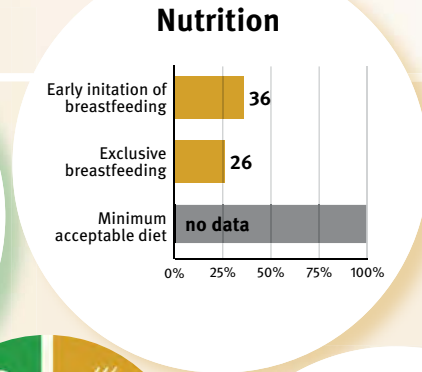
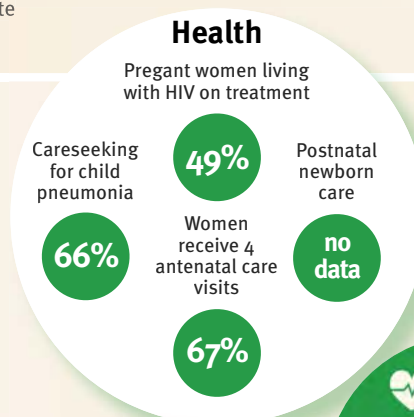
Lifetime cost of growth deficit in early childhood



Support and services for Early Childhood Development: Nurturing Care

Parents and caregivers need a facilitating environment of laws, policies, services and community support to assist them to provide their young children with nurturing care.

Support and services for Early Childhood Development: Facilitating Environments



Policies

| | |
|-------------------------------------------------------------|------------------------|
| ✓ Paid maternity leave | ✓ Paid paternity leave |
| ✓ National minimum wage | |
| ✗ Child and family social protection | |
| ✓ International Code of Marketing of Breastmilk Substitutes | |

International Conventions

| |
|--------------------------------------------------------------------------------------------|
| ✓ Convention on the Rights of the Child |
| ✓ Convention on the Rights of People with Disabilities |
| ✓ CRC Sale of Children, Child Prostitution & Child Pornography |
| ✗ Convention on Protection of Children and Cooperation in Respect of Intercountry Adoption |



Angola

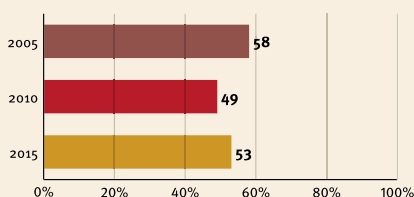
Demographics

| | |
|-------------------|-----------------|
| Population | 28 813 000 |
| Annual births | 1 181 000 |
| Children under 5 | 5 277 000 (18%) |
| Under 5 mortality | 83/1 000 |

Threats to Early Childhood Development

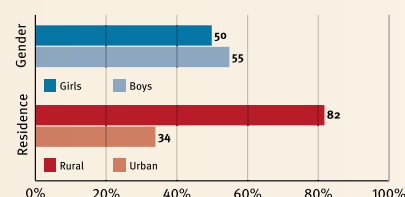
| | | | |
|--------------------|-------------|-------------------------------|---------|
| Maternal mortality | 477/100 000 | Young mothers (births by 18y) | 38% |
| Low birthweight | 12% | Preterm births | 12% |
| Child poverty | 29% | Under 5 stunting | 37% |
| Harsh punishment | no data | Inadequate supervision | no data |

Young children at risk of poor development

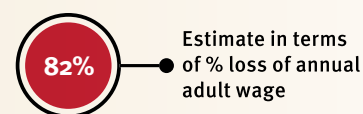


At risk in 2005, 2010 and 2015, using a composite indicator of under 5 stunting or poverty

Risks by gender and residence



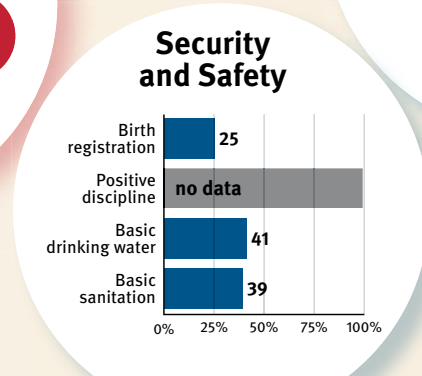
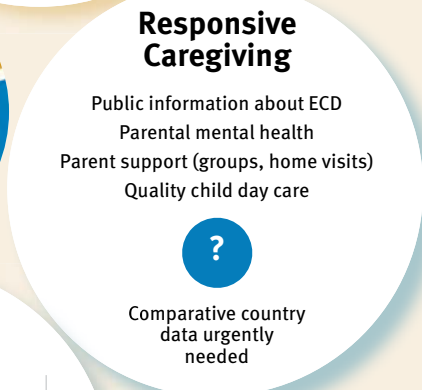
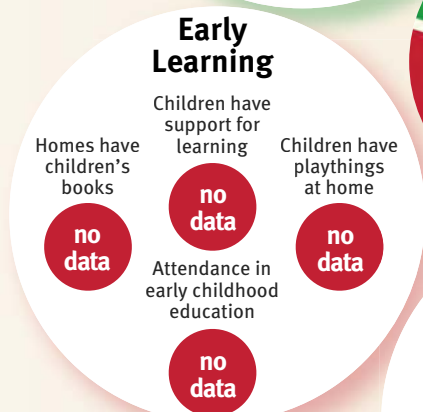
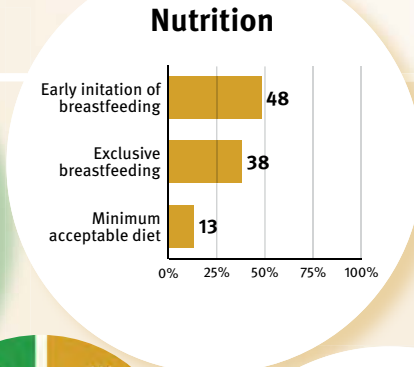
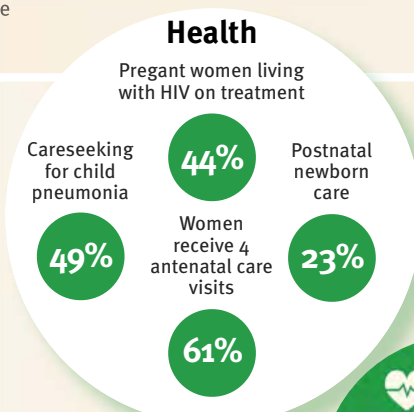
Lifetime cost of growth deficit in early childhood



Support and services for Early Childhood Development: Nurturing Care

Parents and caregivers need a facilitating environment of laws, policies, services and community support to assist them to provide their young children with nurturing care.

Support and services for Early Childhood Development: Facilitating Environments



| Policies | |
|----------|-----------------------------------------------------------|
| ✗ | Paid maternity leave |
| ✗ | Paid paternity leave |
| ✓ | National minimum wage |
| ✗ | Child and family social protection |
| ✗ | International Code of Marketing of Breastmilk Substitutes |

| International Conventions | |
|---------------------------|------------------------------------------------------------------------------------------|
| ✓ | Convention on the Rights of the Child |
| ✓ | Convention on the Rights of People with Disabilities |
| ✓ | CRC Sale of Children, Child Prostitution & Child Pornography |
| ✗ | Convention on Protection of Children and Cooperation in Respect of Intercountry Adoption |



Azerbaijan

Countdown to 2030

Women's, Children's & Adolescents' Health

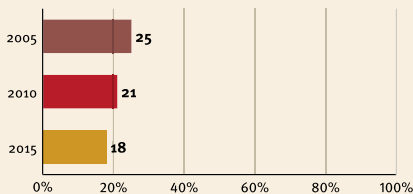
Demographics

| | |
|-------------------|--------------|
| Population | 9 725 000 |
| Annual births | 176 000 |
| Children under 5 | 891 000 (9%) |
| Under 5 mortality | 31/1 000 |

Threats to Early Childhood Development

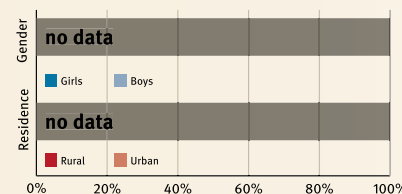
| | | | |
|--------------------|------------|-------------------------------|---------|
| Maternal mortality | 25/100 000 | Young mothers (births by 18y) | 4% |
| Low birthweight | 10% | Preterm births | 8% |
| Child poverty | 0,1% | Under 5 stunting | 18% |
| Harsh punishment | 77% | Inadequate supervision | no data |

Young children at risk of poor development



At risk in 2005, 2010 and 2015, using a composite indicator of under 5 stunting or poverty

Risks by gender and residence



Lifetime cost of growth deficit in early childhood



Estimate in terms of % loss of annual adult wage

Support and services for Early Childhood Development: Nurturing Care

Parents and caregivers need a facilitating environment of laws, policies, services and community support to assist them to provide their young children with nurturing care.

Support and services for Early Childhood Development: Facilitating Environments

Health

- Pregant women living with HIV on treatment: 75%
- Careseeking for child pneumonia: 36%
- Postnatal newborn care: 83%
- Women receive 4 antenatal care visits: 66%

Nutrition

- Early initiation of breastfeeding: 20%
- Exclusive breastfeeding: 12%
- Minimum acceptable diet: 22%

Early Learning

- Children have support for learning: no data
- Children have playthings at home: no data
- Homes have children's books: no data
- Attendance in early childhood education: no data



Responsive Caregiving

- Public information about ECD
- Parental mental health
- Parent support (groups, home visits)
- Quality child day care
- Comparative country data urgently needed

Security and Safety

- Birth registration: 94%
- Positive discipline: 93%
- Basic drinking water: 84%
- Basic sanitation: 89%

Policies

| | |
|-------------------------------------------------------------|------------------------|
| ✓ Paid maternity leave | ✓ Paid paternity leave |
| ✓ National minimum wage | |
| ✓ Child and family social protection | |
| ✓ International Code of Marketing of Breastmilk Substitutes | |

International Conventions

| |
|--------------------------------------------------------------------------------------------|
| ✓ Convention on the Rights of the Child |
| ✓ Convention on the Rights of People with Disabilities |
| ✓ CRC Sale of Children, Child Prostitution & Child Pornography |
| ✓ Convention on Protection of Children and Cooperation in Respect of Intercountry Adoption |



Bangladesh

Countdown to 2030

Women's, Children's & Adolescents' Health

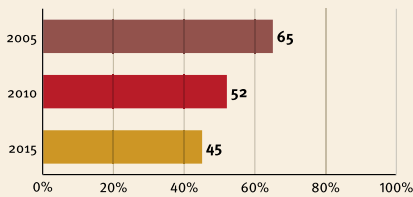
Demographics

| | |
|-------------------|-----------------|
| Population | 162 952 000 |
| Annual births | 3 110 000 |
| Children under 5 | 15 236 000 (9%) |
| Under 5 mortality | 34/1 000 |

Threats to Early Childhood Development

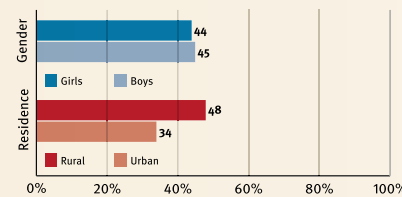
| | | | |
|--------------------|-------------|-------------------------------|-----|
| Maternal mortality | 176/100 000 | Young mothers (births by 18y) | 36% |
| Low birthweight | 22% | Preterm births | 14% |
| Child poverty | 22% | Under 5 stunting | 37% |
| Harsh punishment | 82% | Inadequate supervision | 78% |

Young children at risk of poor development

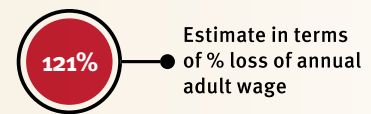


At risk in 2005, 2010 and 2015, using a composite indicator of under 5 stunting or poverty

Risks by gender and residence



Lifetime cost of growth deficit in early childhood



Support and services for Early Childhood Development: Nurturing Care

Parents and caregivers need a facilitating environment of laws, policies, services and community support to assist them to provide their young children with nurturing care.

Support and services for Early Childhood Development: Facilitating Environments

Health

- Pregant women living with HIV on treatment: 42%
- Careseeking for child pneumonia: 17%
- Postnatal newborn care: 36%
- Women receive 4 antenatal care visits: 31%

Nutrition

- Early initiation of breastfeeding: 51%
- Exclusive breastfeeding: 55%
- Minimum acceptable diet: 23%

Early Learning

- Homes have children's books: 60%
- Children have support for learning: 12%
- Children have playthings at home: 9%
- Attendance in early childhood education: 13%



Responsive Caregiving

- Public information about ECD
- Parental mental health
- Parent support (groups, home visits)
- Quality child day care
- Comparative country data urgently needed

Security and Safety

- Birth registration: 20%
- Positive discipline: no data
- Basic drinking water: 97%
- Basic sanitation: 47%

Policies

| | | | |
|---|-----------------------------------------------------------|---|----------------------|
| ✓ | Paid maternity leave | ✗ | Paid paternity leave |
| ✗ | National minimum wage | | |
| ✗ | Child and family social protection | | |
| ✓ | International Code of Marketing of Breastmilk Substitutes | | |

International Conventions

| | |
|---|------------------------------------------------------------------------------------------|
| ✓ | Convention on the Rights of the Child |
| ✓ | Convention on the Rights of People with Disabilities |
| ✓ | CRC Sale of Children, Child Prostitution & Child Pornography |
| ✗ | Convention on Protection of Children and Cooperation in Respect of Intercountry Adoption |



Benin

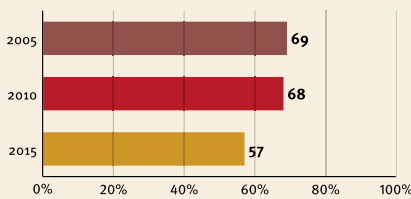
Demographics

| | |
|-------------------|-----------------|
| Population | 10 872 000 |
| Annual births | 397 000 |
| Children under 5 | 1 775 000 (16%) |
| Under 5 mortality | 98/1 000 |

Threats to Early Childhood Development

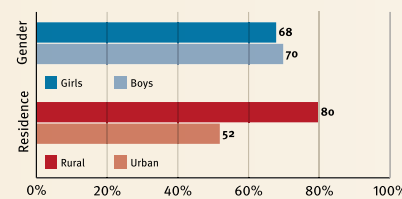
| | | | |
|--------------------|-------------|-------------------------------|-----|
| Maternal mortality | 405/100 000 | Young mothers (births by 18y) | 19% |
| Low birthweight | 15% | Preterm births | 11% |
| Child poverty | 50% | Under 5 stunting | 34% |
| Harsh punishment | 91% | Inadequate supervision | 28% |

Young children at risk of poor development

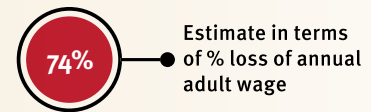


At risk in 2005, 2010 and 2015, using a composite indicator of under 5 stunting or poverty

Risks by gender and residence



Lifetime cost of growth deficit in early childhood



Support and services for Early Childhood Development: Nurturing Care

Parents and caregivers need a facilitating environment of laws, policies, services and community support to assist them to provide their young children with nurturing care.

Support and services for Early Childhood Development: Facilitating Environments

Health

- Pregant women living with HIV on treatment: 95%
- Careseeking for child pneumonia: 23%
- Postnatal newborn care: 78%
- Women receive 4 antenatal care visits: 59%

Nutrition

- Early initiation of breastfeeding: 47%
- Exclusive breastfeeding: 41%
- Minimum acceptable diet: 14%

Early Learning

- Homes have children's books: 48%
- Children have support for learning: 34%
- Children have playthings at home: 1%
- Attendance in early childhood education: 13%



Responsive Caregiving

- Public information about ECD
- Parental mental health
- Parent support (groups, home visits)
- Quality child day care
- Comparative country data urgently needed

Security and Safety

- Birth registration: 85%
- Positive discipline: no data
- Basic drinking water: 67%
- Basic sanitation: 14%

Policies

| | |
|-------------------------------------------------------------|------------------------|
| ✓ Paid maternity leave | ✗ Paid paternity leave |
| ✓ National minimum wage | |
| ✗ Child and family social protection | |
| ✓ International Code of Marketing of Breastmilk Substitutes | |

International Conventions

| |
|--------------------------------------------------------------------------------------------|
| ✓ Convention on the Rights of the Child |
| ✓ Convention on the Rights of People with Disabilities |
| ✓ CRC Sale of Children, Child Prostitution & Child Pornography |
| ✗ Convention on Protection of Children and Cooperation in Respect of Intercountry Adoption |



Bhutan

Countdown to 2030

Women's, Children's & Adolescents' Health

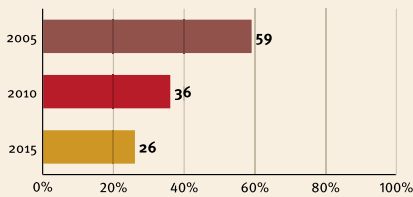
Demographics

| | |
|-------------------|-------------|
| Population | 798 000 |
| Annual births | 15 000 |
| Children under 5 | 70 000 (9%) |
| Under 5 mortality | 32/1 000 |

Threats to Early Childhood Development

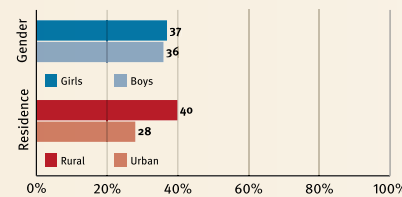
| | | | |
|--------------------|-------------|-------------------------------|-----|
| Maternal mortality | 148/100 000 | Young mothers (births by 18y) | 15% |
| Low birthweight | 10% | Preterm births | 10% |
| Child poverty | 5% | Under 5 stunting | 33% |
| Harsh punishment | no data | Inadequate supervision | 54% |

Young children at risk of poor development



At risk in 2005, 2010 and 2015, using a composite indicator of under 5 stunting or poverty

Risks by gender and residence



Lifetime cost of growth deficit in early childhood



Estimate in terms of % loss of annual adult wage

Support and services for Early Childhood Development: Nurturing Care

Parents and caregivers need a facilitating environment of laws, policies, services and community support to assist them to provide their young children with nurturing care.

Support and services for Early Childhood Development: Facilitating Environments

Health

- Pregant women living with HIV on treatment: 85%
- Careseeking for child pneumonia: 74%
- Postnatal newborn care: 41%
- Women receive 4 antenatal care visits: no data

Nutrition

- Early initiation of breastfeeding: 78%
- Exclusive breastfeeding: 51%
- Minimum acceptable diet: no data

Early Learning

- Homes have children's books: 52%
- Children have support for learning: 14%
- Children have playthings at home: 6%
- Attendance in early childhood education: 10%



Responsive Caregiving

- Public information about ECD
- Parental mental health
- Parent support (groups, home visits)
- Quality child day care
- Comparative country data urgently needed

Security and Safety

- Birth registration: 100%
- Positive discipline: no data
- Basic drinking water: 98%
- Basic sanitation: 63%

Policies

| | | | |
|---------|-----------------------------------------------------------|---|----------------------|
| no data | Paid maternity leave | ✓ | Paid paternity leave |
| ✓ | National minimum wage | | |
| ✗ | Child and family social protection | | |
| ✗ | International Code of Marketing of Breastmilk Substitutes | | |

International Conventions

| | |
|---|------------------------------------------------------------------------------------------|
| ✓ | Convention on the Rights of the Child |
| ✓ | Convention on the Rights of People with Disabilities |
| ✓ | CRC Sale of Children, Child Prostitution & Child Pornography |
| ✗ | Convention on Protection of Children and Cooperation in Respect of Intercountry Adoption |



Bolivia

Countdown to 2030

Women's, Children's & Adolescents' Health

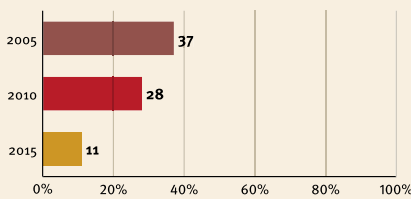
Demographics

| | |
|-------------------|-----------------|
| Population | 10 888 000 |
| Annual births | 253 000 |
| Children under 5 | 1 189 000 (11%) |
| Under 5 mortality | 37/1 000 |

Threats to Early Childhood Development

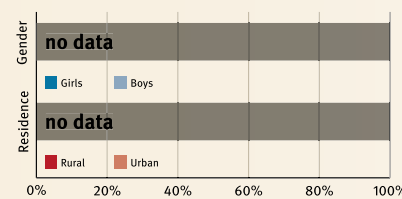
| | | | |
|--------------------|-------------|-------------------------------|---------|
| Maternal mortality | 206/100 000 | Young mothers (births by 18y) | 20% |
| Low birthweight | 6% | Preterm births | 9% |
| Child poverty | 15% | Under 5 stunting | 18% |
| Harsh punishment | no data | Inadequate supervision | no data |

Young children at risk of poor development

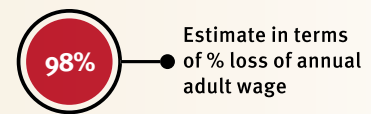


At risk in 2005, 2010 and 2015, using a composite indicator of under 5 stunting or poverty

Risks by gender and residence



Lifetime cost of growth deficit in early childhood



Support and services for Early Childhood Development: Nurturing Care

Parents and caregivers need a facilitating environment of laws, policies, services and community support to assist them to provide their young children with nurturing care.

Support and services for Early Childhood Development: Facilitating Environments

Health

- Pregant women living with HIV on treatment: 68%
- Careseeking for child pneumonia: 62%
- Postnatal newborn care: 77%
- Women receive 4 antenatal care visits: 75%

Nutrition

- Early initiation of breastfeeding: 78%
- Exclusive breastfeeding: 64%
- Minimum acceptable diet: no data

Early Learning

- Children have support for learning: no data
- Children have playthings at home: no data
- Homes have children's books: no data
- Attendance in early childhood education: no data



Responsive Caregiving

- Public information about ECD
- Parental mental health
- Parent support (groups, home visits)
- Quality child day care
- Comparative country data urgently needed

Security and Safety

- Birth registration: 76%
- Positive discipline: no data
- Basic drinking water: 93%
- Basic sanitation: 53%

Policies

| | | | |
|---------|-----------------------------------------------------------|---|----------------------|
| ✗ | Paid maternity leave | ✓ | Paid paternity leave |
| ✓ | National minimum wage | | |
| no data | Child and family social protection | | |
| ✓ | International Code of Marketing of Breastmilk Substitutes | | |

International Conventions

| | |
|---|------------------------------------------------------------------------------------------|
| ✓ | Convention on the Rights of the Child |
| ✓ | Convention on the Rights of People with Disabilities |
| ✓ | CRC Sale of Children, Child Prostitution & Child Pornography |
| ✓ | Convention on Protection of Children and Cooperation in Respect of Intercountry Adoption |



Botswana

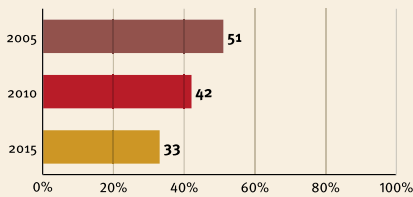
Demographics

| | |
|-------------------|---------------|
| Population | 2 250 000 |
| Annual births | 53 000 |
| Children under 5 | 259 000 (12%) |
| Under 5 mortality | 41/1 000 |

Threats to Early Childhood Development

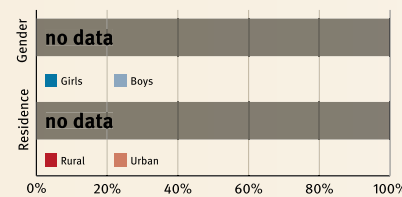
| | | | |
|--------------------|-------------|-------------------------------|---------|
| Maternal mortality | 129/100 000 | Young mothers (births by 18y) | no data |
| Low birthweight | 13% | Preterm births | 15% |
| Child poverty | no data | Under 5 stunting | 26% |
| Harsh punishment | no data | Inadequate supervision | no data |

Young children at risk of poor development



At risk in 2005, 2010 and 2015, using a composite indicator of under 5 stunting or poverty

Risks by gender and residence



Lifetime cost of growth deficit in early childhood



Estimate in terms of % loss of annual adult wage

Support and services for Early Childhood Development: Nurturing Care

Parents and caregivers need a facilitating environment of laws, policies, services and community support to assist them to provide their young children with nurturing care.

Support and services for Early Childhood Development: Facilitating Environments

Health

- Pregant women living with HIV on treatment: 73%
- Careseeking for child pneumonia: 14%
- Women receive 4 antenatal care visits: >95%
- Postnatal newborn care: no data

Nutrition

- Early initiation of breastfeeding: 40%
- Exclusive breastfeeding: 20%
- Minimum acceptable diet: no data

Early Learning

- Children have support for learning: no data
- Children have playthings at home: no data
- Homes have children's books: no data
- Attendance in early childhood education: 18%



Responsive Caregiving

- Public information about ECD
- Parental mental health
- Parent support (groups, home visits)
- Quality child day care
- Comparative country data urgently needed

Security and Safety

- Birth registration: 83%
- Positive discipline: no data
- Basic drinking water: 79%
- Basic sanitation: 60%

Policies

| | | | |
|---|-----------------------------------------------------------|---|----------------------|
| ✗ | Paid maternity leave | ✗ | Paid paternity leave |
| ✓ | National minimum wage | | |
| ✓ | Child and family social protection | | |
| ✓ | International Code of Marketing of Breastmilk Substitutes | | |

International Conventions

| | |
|---|------------------------------------------------------------------------------------------|
| ✓ | Convention on the Rights of the Child |
| ✓ | Convention on the Rights of People with Disabilities |
| ✗ | CRC Sale of Children, Child Prostitution & Child Pornography |
| ✗ | Convention on Protection of Children and Cooperation in Respect of Intercountry Adoption |



Brazil

Countdown to 2030

Women's, Children's & Adolescents' Health

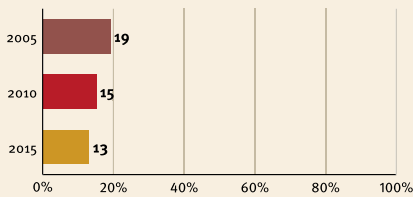
Demographics

| | |
|-------------------|-----------------|
| Population | 207 653 000 |
| Annual births | 2 966 000 |
| Children under 5 | 14 919 000 (7%) |
| Under 5 mortality | 15/1 000 |

Threats to Early Childhood Development

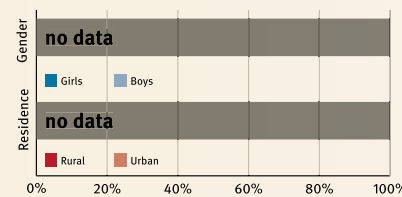
| | | | |
|--------------------|------------|-------------------------------|---------|
| Maternal mortality | 44/100 000 | Young mothers (births by 18y) | no data |
| Low birthweight | 9% | Preterm births | 9% |
| Child poverty | no data | Under 5 stunting | 9% |
| Harsh punishment | no data | Inadequate supervision | no data |

Young children at risk of poor development



At risk in 2005, 2010 and 2015, using a composite indicator of under 5 stunting or poverty

Risks by gender and residence



Lifetime cost of growth deficit in early childhood



Estimate in terms of % loss of annual adult wage

Support and services for Early Childhood Development: Nurturing Care

Parents and caregivers need a facilitating environment of laws, policies, services and community support to assist them to provide their young children with nurturing care.

Support and services for Early Childhood Development: Facilitating Environments

Health

- Pregant women living with HIV on treatment: 91%
- Careseeking for child pneumonia: 50%
- Women receive 4 antenatal care visits: 89%
- Postnatal newborn care: no data

Nutrition

- Early initiation of breastfeeding: 43%
- Exclusive breastfeeding: 39%
- Minimum acceptable diet: no data

Early Learning

- Children have support for learning: no data
- Children have playthings at home: no data
- Homes have children's books: no data
- Attendance in early childhood education: 70%



Responsive Caregiving

- Public information about ECD
- Parental mental health
- Parent support (groups, home visits)
- Quality child day care
- Comparative country data urgently needed

Security and Safety

- Birth registration: 86%
- Positive discipline: no data
- Basic drinking water: 79%
- Basic sanitation: 86%

Policies

| | |
|-------------------------------------------------------------|------------------------|
| ✓ Paid maternity leave | ✓ Paid paternity leave |
| ✓ National minimum wage | |
| ✓ Child and family social protection | |
| ✓ International Code of Marketing of Breastmilk Substitutes | |

International Conventions

| |
|--------------------------------------------------------------------------------------------|
| ✓ Convention on the Rights of the Child |
| ✓ Convention on the Rights of People with Disabilities |
| ✓ CRC Sale of Children, Child Prostitution & Child Pornography |
| ✓ Convention on Protection of Children and Cooperation in Respect of Intercountry Adoption |



Burkina Faso

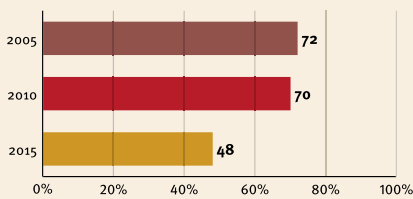
Demographics

| | |
|-------------------|-----------------|
| Population | 18 646 000 |
| Annual births | 716 000 |
| Children under 5 | 3 221 000 (17%) |
| Under 5 mortality | 85/1 000 |

Threats to Early Childhood Development

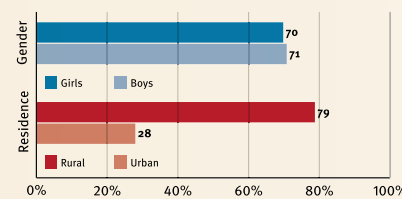
| | | | |
|--------------------|-------------|-------------------------------|-----|
| Maternal mortality | 371/100 000 | Young mothers (births by 18y) | 28% |
| Low birthweight | 14% | Preterm births | 11% |
| Child poverty | 59% | Under 5 stunting | 33% |
| Harsh punishment | 83% | Inadequate supervision | 14% |

Young children at risk of poor development

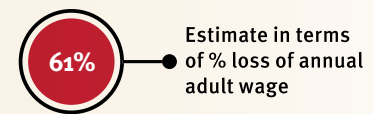


At risk in 2005, 2010 and 2015, using a composite indicator of under 5 stunting or poverty

Risks by gender and residence



Lifetime cost of growth deficit in early childhood



Support and services for Early Childhood Development: Nurturing Care

Parents and caregivers need a facilitating environment of laws, policies, services and community support to assist them to provide their young children with nurturing care.

Support and services for Early Childhood Development: Facilitating Environments

Health

- Pregant women living with HIV on treatment: 83%
- Careseeking for child pneumonia: 52%
- Postnatal newborn care: 74%
- Women receive 4 antenatal care visits: 47%

Nutrition

- Early initiation of breastfeeding: 42%
- Exclusive breastfeeding: 50%
- Minimum acceptable diet: 3%

Early Learning

- Children have support for learning: no data
- Children have playthings at home: no data
- Homes have children's books: no data
- Attendance in early childhood education: 3%



Responsive Caregiving

- Public information about ECD
- Parental mental health
- Parent support (groups, home visits)
- Quality child day care
- Comparative country data urgently needed

Security and Safety

- Birth registration: 77%
- Positive discipline: 82%
- Basic drinking water: 54%
- Basic sanitation: 23%

Policies

| | |
|-------------------------------------------------------------|------------------------|
| ✓ Paid maternity leave | ✗ Paid paternity leave |
| ✓ National minimum wage | |
| ✗ Child and family social protection | |
| ✓ International Code of Marketing of Breastmilk Substitutes | |

International Conventions

| |
|--------------------------------------------------------------------------------------------|
| ✓ Convention on the Rights of the Child |
| ✓ Convention on the Rights of People with Disabilities |
| ✓ CRC Sale of Children, Child Prostitution & Child Pornography |
| ✓ Convention on Protection of Children and Cooperation in Respect of Intercountry Adoption |



Burundi

Countdown to 2030

Women's, Children's & Adolescents' Health

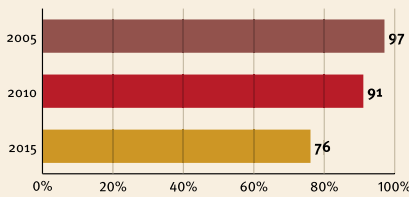
Demographics

| | |
|-------------------|-----------------|
| Population | 10 524 000 |
| Annual births | 437 000 |
| Children under 5 | 1 901 000 (18%) |
| Under 5 mortality | 72/1 000 |

Threats to Early Childhood Development

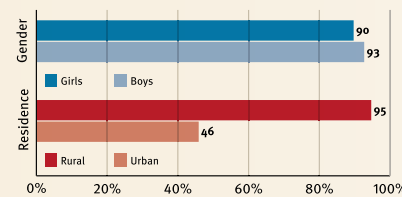
| | | | |
|--------------------|-------------|-------------------------------|-----|
| Maternal mortality | 712/100 000 | Young mothers (births by 18y) | 11% |
| Low birthweight | 13% | Preterm births | 11% |
| Child poverty | 86% | Under 5 stunting | 56% |
| Harsh punishment | no data | Inadequate supervision | 34% |

Young children at risk of poor development



At risk in 2005, 2010 and 2015, using a composite indicator of under 5 stunting or poverty

Risks by gender and residence



Lifetime cost of growth deficit in early childhood



Estimate in terms of % loss of annual adult wage

Support and services for Early Childhood Development: Nurturing Care

Parents and caregivers need a facilitating environment of laws, policies, services and community support to assist them to provide their young children with nurturing care.

Support and services for Early Childhood Development: Facilitating Environments

Health

- Pregant women living with HIV on treatment: 84%
- Careseeking for child pneumonia: 63%
- Postnatal newborn care: 49%
- Women receive 4 antenatal care visits: 49%

Nutrition

| | |
|-----------------------------------|----|
| Early initiation of breastfeeding | 74 |
| Exclusive breastfeeding | 83 |
| Minimum acceptable diet | 10 |

Early Learning

- Children have support for learning: no data
- Children have playthings at home: no data
- Homes have children's books: no data
- Attendance in early childhood education: 5%



Responsive Caregiving

- Public information about ECD
- Parental mental health
- Parent support (groups, home visits)
- Quality child day care
- Comparative country data urgently needed

Security and Safety

| | |
|----------------------|---------|
| Birth registration | 75 |
| Positive discipline | no data |
| Basic drinking water | 56 |
| Basic sanitation | 50 |

Policies

| | | | |
|---|-----------------------------------------------------------|---|----------------------|
| ✗ | Paid maternity leave | ✗ | Paid paternity leave |
| ✗ | National minimum wage | | |
| ✗ | Child and family social protection | | |
| ✓ | International Code of Marketing of Breastmilk Substitutes | | |

International Conventions

| | |
|---|------------------------------------------------------------------------------------------|
| ✓ | Convention on the Rights of the Child |
| ✓ | Convention on the Rights of People with Disabilities |
| ✓ | CRC Sale of Children, Child Prostitution & Child Pornography |
| ✓ | Convention on Protection of Children and Cooperation in Respect of Intercountry Adoption |



Cambodia

Countdown to 2030

Women's, Children's & Adolescents' Health

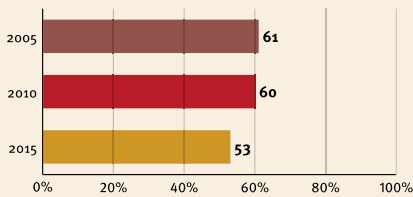
Demographics

| | |
|-------------------|-----------------|
| Population | 15 762 000 |
| Annual births | 368 000 |
| Children under 5 | 1 761 000 (11%) |
| Under 5 mortality | 31/1 000 |

Threats to Early Childhood Development

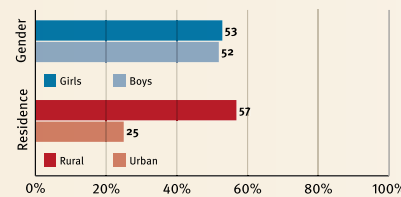
| | | | |
|--------------------|-------------|-------------------------------|-----|
| Maternal mortality | 161/100 000 | Young mothers (births by 18y) | 7% |
| Low birthweight | 11% | Preterm births | 11% |
| Child poverty | no data | Under 5 stunting | 32% |
| Harsh punishment | no data | Inadequate supervision | 59% |

Young children at risk of poor development

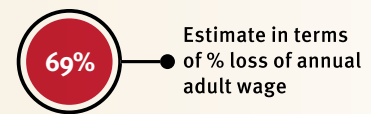


At risk in 2005, 2010 and 2015, using a composite indicator of under 5 stunting or poverty

Risks by gender and residence



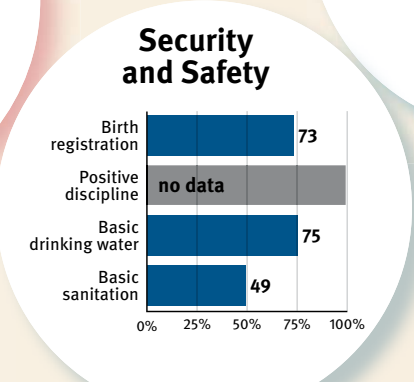
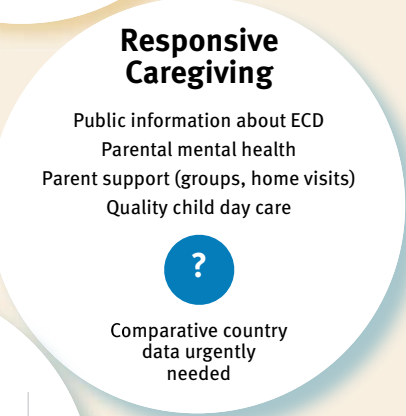
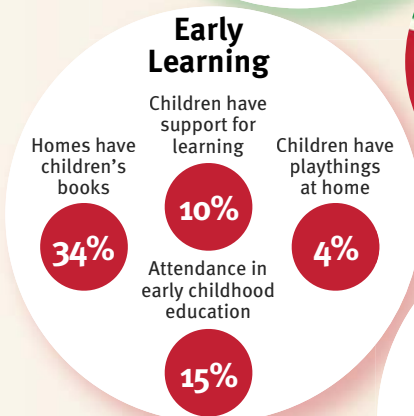
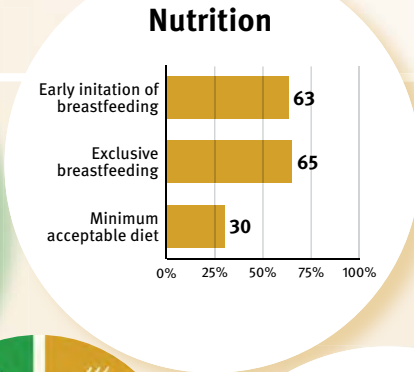
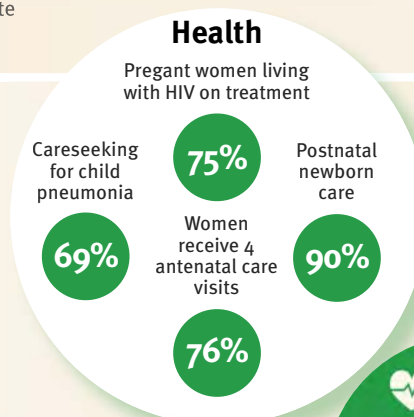
Lifetime cost of growth deficit in early childhood



Support and services for Early Childhood Development: Nurturing Care

Parents and caregivers need a facilitating environment of laws, policies, services and community support to assist them to provide their young children with nurturing care.

Support and services for Early Childhood Development: Facilitating Environments



Policies

| | |
|-------------------------------------------------------------|------------------------|
| ✗ Paid maternity leave | ✓ Paid paternity leave |
| ✗ National minimum wage | |
| ✗ Child and family social protection | |
| ✓ International Code of Marketing of Breastmilk Substitutes | |

International Conventions

| |
|--------------------------------------------------------------------------------------------|
| ✓ Convention on the Rights of the Child |
| ✓ Convention on the Rights of People with Disabilities |
| ✓ CRC Sale of Children, Child Prostitution & Child Pornography |
| ✓ Convention on Protection of Children and Cooperation in Respect of Intercountry Adoption |



Cameroon

Countdown to 2030

Women's, Children's & Adolescents' Health

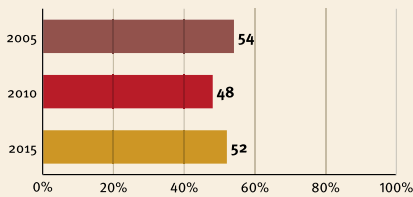
Demographics

| | |
|-------------------|-----------------|
| Population | 23 439 000 |
| Annual births | 842 000 |
| Children under 5 | 3 804 000 (16%) |
| Under 5 mortality | 80/1 000 |

Threats to Early Childhood Development

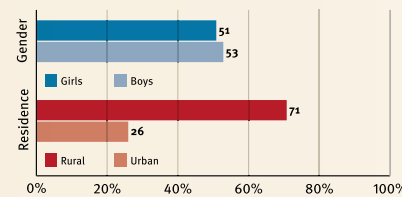
| | | | |
|--------------------|-------------|-------------------------------|-----|
| Maternal mortality | 596/100 000 | Young mothers (births by 18y) | 28% |
| Low birthweight | 11% | Preterm births | 13% |
| Child poverty | 34% | Under 5 stunting | 32% |
| Harsh punishment | 85% | Inadequate supervision | 44% |

Young children at risk of poor development

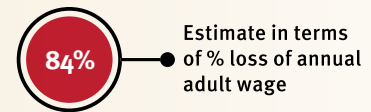


At risk in 2005, 2010 and 2015, using a composite indicator of under 5 stunting or poverty

Risks by gender and residence



Lifetime cost of growth deficit in early childhood



Support and services for Early Childhood Development: Nurturing Care

Parents and caregivers need a facilitating environment of laws, policies, services and community support to assist them to provide their young children with nurturing care.

Support and services for Early Childhood Development: Facilitating Environments

Health

- Pregant women living with HIV on treatment: 74%
- Careseeking for child pneumonia: 28%
- Postnatal newborn care: 65%
- Women receive 4 antenatal care visits: 59%

Nutrition

- Early initiation of breastfeeding: 31
- Exclusive breastfeeding: 28
- Minimum acceptable diet: 17

Early Learning

- Homes have children's books: 53%
- Children have support for learning: 34%
- Children have playthings at home: 4%
- Attendance in early childhood education: 28%

Security and Safety

- Birth registration: 66
- Positive discipline: 82
- Basic drinking water: 65
- Basic sanitation: 39

Responsive Caregiving

- Public information about ECD
- Parental mental health
- Parent support (groups, home visits)
- Quality child day care
- Comparative country data urgently needed

| Policies | |
|-------------------------------------------------------------|------------------------|
| ✓ Paid maternity leave | ✗ Paid paternity leave |
| ✓ National minimum wage | |
| ✗ Child and family social protection | |
| ✓ International Code of Marketing of Breastmilk Substitutes | |

| International Conventions | |
|--------------------------------------------------------------------------------------------|--|
| ✓ Convention on the Rights of the Child | |
| ✓ Convention on the Rights of People with Disabilities | |
| ✓ CRC Sale of Children, Child Prostitution & Child Pornography | |
| ✗ Convention on Protection of Children and Cooperation in Respect of Intercountry Adoption | |



Central African Republic

Countdown to 2030

Women's, Children's & Adolescents' Health

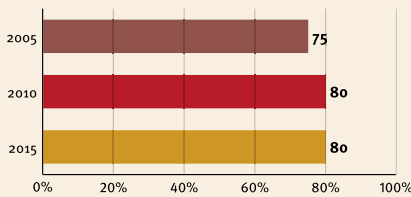
Demographics

| | |
|-------------------|---------------|
| Population | 4 595 000 |
| Annual births | 166 000 |
| Children under 5 | 730 000 (16%) |
| Under 5 mortality | 124/1 000 |

Threats to Early Childhood Development

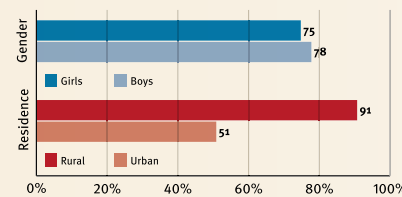
| | | | |
|--------------------|-------------|-------------------------------|-----|
| Maternal mortality | 882/100 000 | Young mothers (births by 18y) | 45% |
| Low birthweight | 14% | Preterm births | 13% |
| Child poverty | 64% | Under 5 stunting | 41% |
| Harsh punishment | 92% | Inadequate supervision | 71% |

Young children at risk of poor development



At risk in 2005, 2010 and 2015, using a composite indicator of under 5 stunting or poverty

Risks by gender and residence



Lifetime cost of growth deficit in early childhood



Estimate in terms of % loss of annual adult wage

Support and services for Early Childhood Development: Nurturing Care

Parents and caregivers need a facilitating environment of laws, policies, services and community support to assist them to provide their young children with nurturing care.

Support and services for Early Childhood Development: Facilitating Environments

Health

- Pregant women living with HIV on treatment: 81%
- Careseeking for child pneumonia: 30%
- Postnatal newborn care: no data
- Women receive 4 antenatal care visits: 38%

Nutrition

- Early initiation of breastfeeding: 44%
- Exclusive breastfeeding: 34%
- Minimum acceptable diet: no data

Early Learning

- Homes have children's books: 49%
- Children have support for learning: 61%
- Children have playthings at home: 1%
- Attendance in early childhood education: 5%

Responsive Caregiving

- Public information about ECD
- Parental mental health
- Parent support (groups, home visits)
- Quality child day care
- Comparative country data urgently needed

Security and Safety

- Birth registration: 61%
- Positive discipline: 90%
- Basic drinking water: 54%
- Basic sanitation: 25%

| Policies | |
|----------|-----------------------------------------------------------|
| ✗ | Paid maternity leave |
| ✗ | Paid paternity leave |
| ✗ | National minimum wage |
| ✗ | Child and family social protection |
| no data | International Code of Marketing of Breastmilk Substitutes |

| International Conventions | |
|---------------------------|------------------------------------------------------------------------------------------|
| ✓ | Convention on the Rights of the Child |
| ✓ | Convention on the Rights of People with Disabilities |
| ✓ | CRC Sale of Children, Child Prostitution & Child Pornography |
| ✗ | Convention on Protection of Children and Cooperation in Respect of Intercountry Adoption |



Chad

Countdown to 2030

Women's, Children's & Adolescents' Health

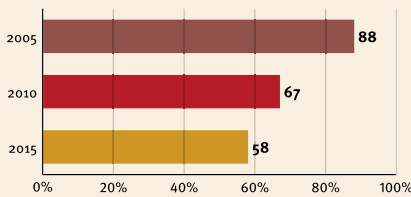
Demographics

| | |
|-------------------|-----------------|
| Population | 14 453 000 |
| Annual births | 615 000 |
| Children under 5 | 2 666 000 (18%) |
| Under 5 mortality | 127/1 000 |

Threats to Early Childhood Development

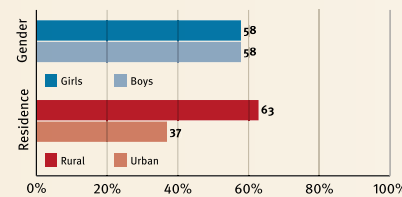
| | | | |
|--------------------|-------------|-------------------------------|-----|
| Maternal mortality | 856/100 000 | Young mothers (births by 18y) | 51% |
| Low birthweight | 20% | Preterm births | 13% |
| Child poverty | 48% | Under 5 stunting | 40% |
| Harsh punishment | 71% | Inadequate supervision | 47% |

Young children at risk of poor development

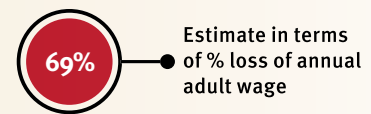


At risk in 2005, 2010 and 2015, using a composite indicator of under 5 stunting or poverty

Risks by gender and residence



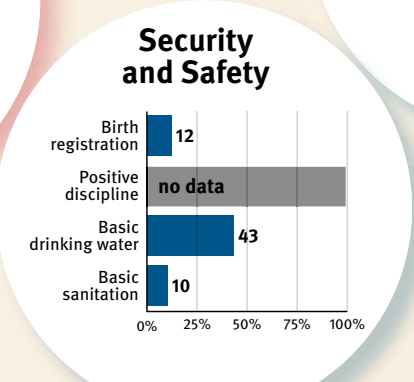
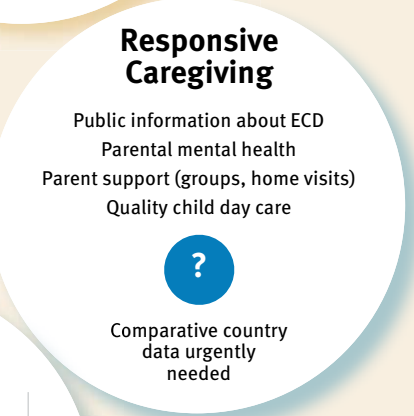
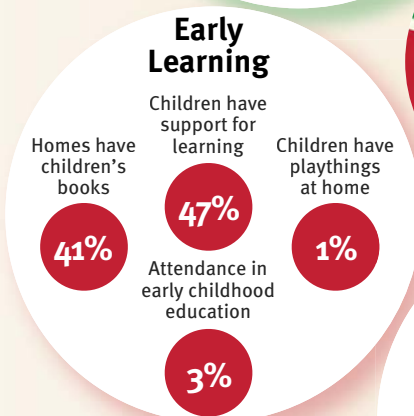
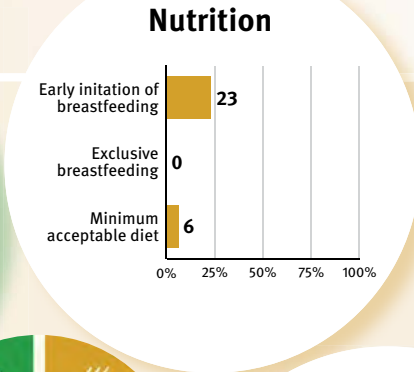
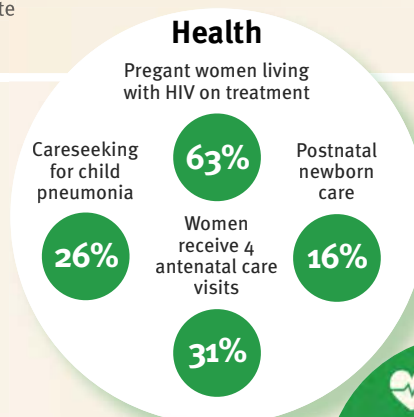
Lifetime cost of growth deficit in early childhood



Support and services for Early Childhood Development: Nurturing Care

Parents and caregivers need a facilitating environment of laws, policies, services and community support to assist them to provide their young children with nurturing care.

Support and services for Early Childhood Development: Facilitating Environments



Policies

| | |
|-------------------------------------------------------------|------------------------|
| ✗ Paid maternity leave | ✓ Paid paternity leave |
| ✓ National minimum wage | |
| ✗ Child and family social protection | |
| ✗ International Code of Marketing of Breastmilk Substitutes | |

International Conventions

| |
|--------------------------------------------------------------------------------------------|
| ✓ Convention on the Rights of the Child |
| ✓ Convention on the Rights of People with Disabilities |
| ✓ CRC Sale of Children, Child Prostitution & Child Pornography |
| ✗ Convention on Protection of Children and Cooperation in Respect of Intercountry Adoption |



China

Countdown to 2030

Women's, Children's & Adolescents' Health

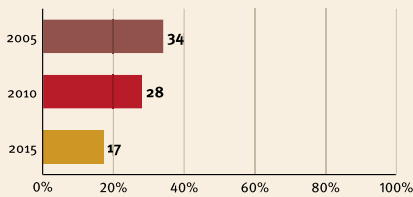
Demographics

| | |
|-------------------|-----------------|
| Population | 1 403 500 000 |
| Annual births | 17 035 000 |
| Children under 5 | 85 866 000 (6%) |
| Under 5 mortality | 10/1 000 |

Threats to Early Childhood Development

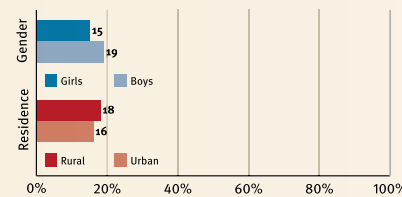
| | | | |
|--------------------|------------|-------------------------------|---------|
| Maternal mortality | 27/100 000 | Young mothers (births by 18y) | no data |
| Low birthweight | no data | Preterm births | 1% |
| Child poverty | 3% | Under 5 stunting | 13% |
| Harsh punishment | no data | Inadequate supervision | no data |

Young children at risk of poor development

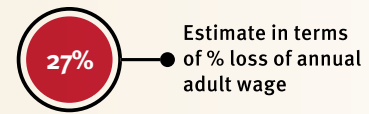


At risk in 2005, 2010 and 2015, using a composite indicator of under 5 stunting or poverty

Risks by gender and residence



Lifetime cost of growth deficit in early childhood



Support and services for Early Childhood Development: Nurturing Care

Parents and caregivers need a facilitating environment of laws, policies, services and community support to assist them to provide their young children with nurturing care.

Support and services for Early Childhood Development: Facilitating Environments

Health

- Pregant women living with HIV on treatment: 69%
- Careseeking for child pneumonia: no data
- Postnatal newborn care: no data
- Women receive 4 antenatal care visits: no data

Nutrition

- Early initiation of breastfeeding: 41
- Exclusive breastfeeding: 21
- Minimum acceptable diet: no data

Early Learning

- Children have support for learning: no data
- Children have playthings at home: no data
- Homes have children's books: no data
- Attendance in early childhood education: no data



Responsive Caregiving

- Public information about ECD
- Parental mental health
- Parent support (groups, home visits)
- Quality child day care
- Comparative country data urgently needed

Security and Safety

- Birth registration: no data
- Positive discipline: no data
- Basic drinking water: 96
- Basic sanitation: 75

Policies

| | |
|-------------------------------------------------------------|------------------------|
| ✓ Paid maternity leave | ✗ Paid paternity leave |
| ✓ National minimum wage | |
| ✓ Child and family social protection | |
| ✓ International Code of Marketing of Breastmilk Substitutes | |

International Conventions

| |
|--------------------------------------------------------------------------------------------|
| ✓ Convention on the Rights of the Child |
| ✓ Convention on the Rights of People with Disabilities |
| ✓ CRC Sale of Children, Child Prostitution & Child Pornography |
| ✓ Convention on Protection of Children and Cooperation in Respect of Intercountry Adoption |



Colombia

Countdown to 2030

Women's, Children's & Adolescents' Health

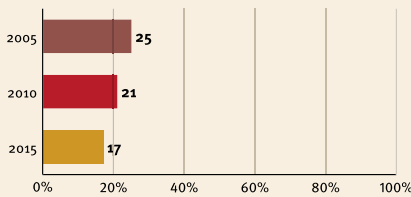
Demographics

| | |
|-------------------|----------------|
| Population | 48 653 000 |
| Annual births | 746 000 |
| Children under 5 | 3 712 000 (8%) |
| Under 5 mortality | 15/1 000 |

Threats to Early Childhood Development

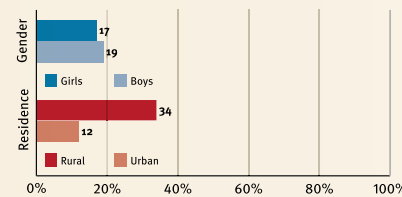
| | | | |
|--------------------|------------|-------------------------------|---------|
| Maternal mortality | 64/100 000 | Young mothers (births by 18y) | 20% |
| Low birthweight | 10% | Preterm births | 9% |
| Child poverty | 7% | Under 5 stunting | 14% |
| Harsh punishment | no data | Inadequate supervision | no data |

Young children at risk of poor development

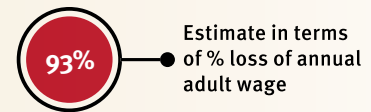


At risk in 2005, 2010 and 2015, using a composite indicator of under 5 stunting or poverty

Risks by gender and residence



Lifetime cost of growth deficit in early childhood



Support and services for Early Childhood Development: Nurturing Care

Parents and caregivers need a facilitating environment of laws, policies, services and community support to assist them to provide their young children with nurturing care.

Support and services for Early Childhood Development: Facilitating Environments

Health

- Pregant women living with HIV on treatment: 95%
- Careseeking for child pneumonia: 64%
- Postnatal newborn care: 1%
- Women receive 4 antenatal care visits: 90%

Nutrition

- Early initiation of breastfeeding: 57%
- Exclusive breastfeeding: 43%
- Minimum acceptable diet: 60%

Early Learning

- Children have support for learning: no data
- Children have playthings at home: no data
- Homes have children's books: no data
- Attendance in early childhood education: 37%



Responsive Caregiving

- Public information about ECD
- Parental mental health
- Parent support (groups, home visits)
- Quality child day care
- Comparative country data urgently needed

Security and Safety

- Birth registration: 99%
- Positive discipline: no data
- Basic drinking water: 97%
- Basic sanitation: 84%

Policies

| | |
|-------------------------------------------------------------|------------------------|
| ✗ Paid maternity leave | ✓ Paid paternity leave |
| ✓ National minimum wage | |
| ✓ Child and family social protection | |
| ✓ International Code of Marketing of Breastmilk Substitutes | |

International Conventions

| |
|--------------------------------------------------------------------------------------------|
| ✓ Convention on the Rights of the Child |
| ✓ Convention on the Rights of People with Disabilities |
| ✓ CRC Sale of Children, Child Prostitution & Child Pornography |
| ✓ Convention on Protection of Children and Cooperation in Respect of Intercountry Adoption |



Comoros

Countdown to 2030

Women's, Children's & Adolescents' Health

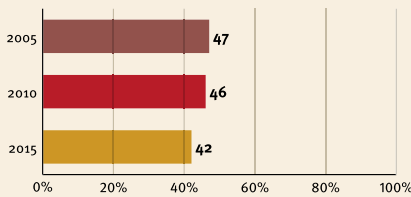
Demographics

| | |
|-------------------|---------------|
| Population | 796 000 |
| Annual births | 26 000 |
| Children under 5 | 119 000 (15%) |
| Under 5 mortality | 73/1 000 |

Threats to Early Childhood Development

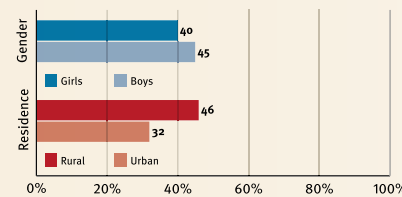
| | | | |
|--------------------|-------------|-------------------------------|---------|
| Maternal mortality | 335/100 000 | Young mothers (births by 18y) | 17% |
| Low birthweight | 25% | Preterm births | 17% |
| Child poverty | 20% | Under 5 stunting | 30% |
| Harsh punishment | no data | Inadequate supervision | no data |

Young children at risk of poor development



At risk in 2005, 2010 and 2015, using a composite indicator of under 5 stunting or poverty

Risks by gender and residence



Lifetime cost of growth deficit in early childhood



Estimate in terms of % loss of annual adult wage

Support and services for Early Childhood Development: Nurturing Care

Parents and caregivers need a facilitating environment of laws, policies, services and community support to assist them to provide their young children with nurturing care.

Support and services for Early Childhood Development: Facilitating Environments

Health

- Pregant women living with HIV on treatment: **49%**
- Careseeking for child pneumonia: **38%**
- Postnatal newborn care: **49%**
- Women receive 4 antenatal care visits: **49%**
- no data

Nutrition

- Early initiation of breastfeeding: **34**
- Exclusive breastfeeding: **12**
- Minimum acceptable diet: **6**

Early Learning

- Children have support for learning: **no data**
- Children have playthings at home: **no data**
- Homes have children's books: **no data**
- Attendance in early childhood education: **no data**



Responsive Caregiving

- Public information about ECD
- Parental mental health
- Parent support (groups, home visits)
- Quality child day care
- Comparative country data urgently needed: **?**

Security and Safety

- Birth registration: **87**
- Positive discipline: **no data**
- Basic drinking water: **84**
- Basic sanitation: **34**

Policies

| | | | |
|---------|-----------------------------------------------------------|---|----------------------|
| ✓ | Paid maternity leave | ✗ | Paid paternity leave |
| ✓ | National minimum wage | | |
| no data | Child and family social protection | | |
| ✓ | International Code of Marketing of Breastmilk Substitutes | | |

International Conventions

| | |
|---|------------------------------------------------------------------------------------------|
| ✓ | Convention on the Rights of the Child |
| ✓ | Convention on the Rights of People with Disabilities |
| ✓ | CRC Sale of Children, Child Prostitution & Child Pornography |
| ✗ | Convention on Protection of Children and Cooperation in Respect of Intercountry Adoption |



Congo, Rep.

Countdown to 2030

Women's, Children's & Adolescents' Health

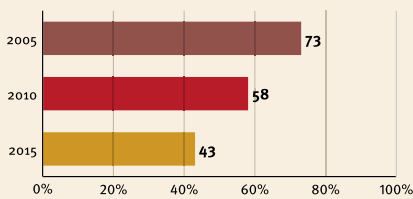
Demographics

| | |
|-------------------|---------------|
| Population | 5 126 000 |
| Annual births | 176 000 |
| Children under 5 | 824 000 (16%) |
| Under 5 mortality | 54/1 000 |

Threats to Early Childhood Development

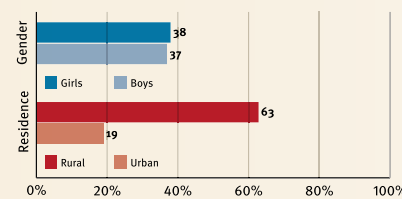
| | | | |
|--------------------|-------------|-------------------------------|-----|
| Maternal mortality | 442/100 000 | Young mothers (births by 18y) | 26% |
| Low birthweight | 13% | Preterm births | 17% |
| Child poverty | 20% | Under 5 stunting | 21% |
| Harsh punishment | 83% | Inadequate supervision | 59% |

Young children at risk of poor development

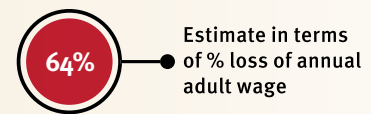


At risk in 2005, 2010 and 2015, using a composite indicator of under 5 stunting or poverty

Risks by gender and residence



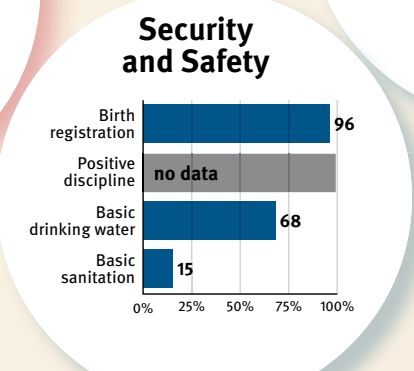
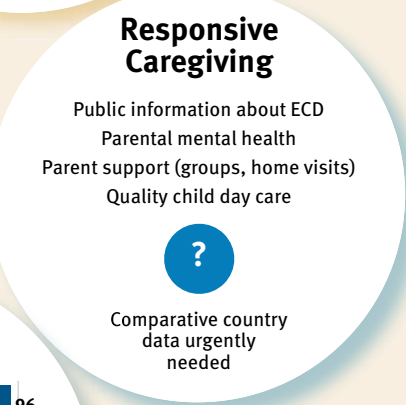
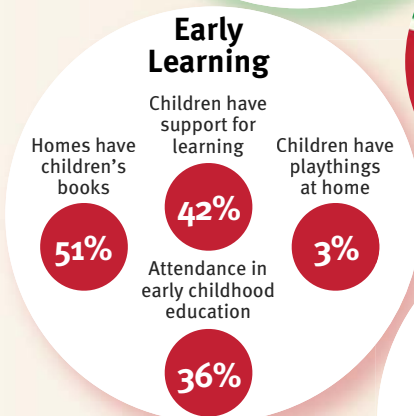
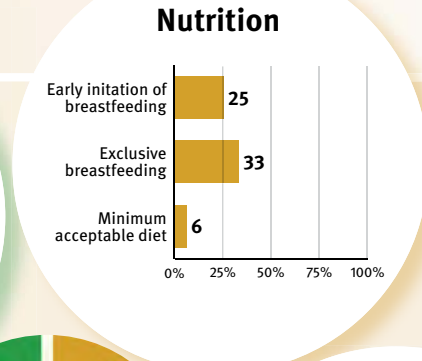
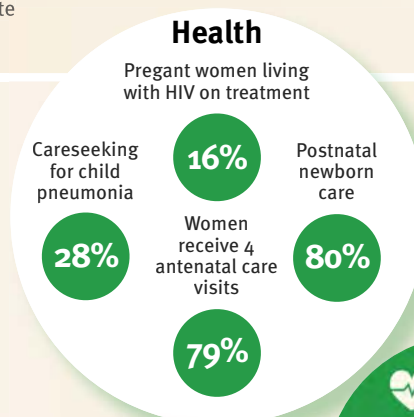
Lifetime cost of growth deficit in early childhood



Support and services for Early Childhood Development: Nurturing Care

Parents and caregivers need a facilitating environment of laws, policies, services and community support to assist them to provide their young children with nurturing care.

Support and services for Early Childhood Development: Facilitating Environments



Policies

| | | | |
|---|-----------------------------------------------------------|---------|----------------------|
| ✓ | Paid maternity leave | no data | Paid paternity leave |
| ✓ | National minimum wage | | |
| ✗ | Child and family social protection | | |
| ✗ | International Code of Marketing of Breastmilk Substitutes | | |

International Conventions

| | |
|---|------------------------------------------------------------------------------------------|
| ✓ | Convention on the Rights of the Child |
| ✓ | Convention on the Rights of People with Disabilities |
| ✓ | CRC Sale of Children, Child Prostitution & Child Pornography |
| ✗ | Convention on Protection of Children and Cooperation in Respect of Intercountry Adoption |



Cote d'Ivoire

Countdown to 2030

Women's, Children's & Adolescents' Health

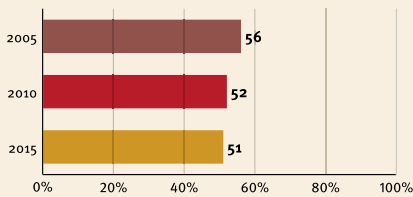
Demographics

| | |
|-------------------|-----------------|
| Population | 23 696 000 |
| Annual births | 858 000 |
| Children under 5 | 3 861 000 (16%) |
| Under 5 mortality | 92/1 000 |

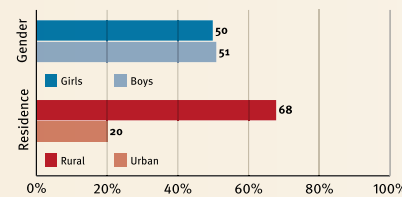
Threats to Early Childhood Development

| | | | |
|--------------------|-------------|-------------------------------|-----|
| Maternal mortality | 645/100 000 | Young mothers (births by 18y) | 31% |
| Low birthweight | 17% | Preterm births | 14% |
| Child poverty | 33% | Under 5 stunting | 30% |
| Harsh punishment | 91% | Inadequate supervision | 50% |

Young children at risk of poor development



Risks by gender and residence



Lifetime cost of growth deficit in early childhood



Estimate in terms of % loss of annual adult wage

At risk in 2005, 2010 and 2015, using a composite indicator of under 5 stunting or poverty

Support and services for Early Childhood Development: Nurturing Care

Parents and caregivers need a facilitating environment of laws, policies, services and community support to assist them to provide their young children with nurturing care.

Support and services for Early Childhood Development: Facilitating Environments

Health

- Pregant women living with HIV on treatment: 73%
- Careseeking for child pneumonia: 38%
- Postnatal newborn care: 70%
- Women receive 4 antenatal care visits: 44%

Nutrition

- Early initiation of breastfeeding: 31%
- Exclusive breastfeeding: 12%
- Minimum acceptable diet: 5%

Early Learning

- Children have support for learning: 59%
- Homes have children's books: 39%
- Children have playthings at home: 5%
- Attendance in early childhood education: 5%



Responsive Caregiving

- Public information about ECD
- Parental mental health
- Parent support (groups, home visits)
- Quality child day care
- Comparative country data urgently needed

Security and Safety

- Birth registration: 65%
- Positive discipline: 91%
- Basic drinking water: 73%
- Basic sanitation: 30%

Policies

| | |
|-------------------------------------------------------------|------------------------|
| ✓ Paid maternity leave | ✗ Paid paternity leave |
| ✓ National minimum wage | |
| ✗ Child and family social protection | |
| ✓ International Code of Marketing of Breastmilk Substitutes | |

International Conventions

| |
|--------------------------------------------------------------------------------------------|
| ✓ Convention on the Rights of the Child |
| ✓ Convention on the Rights of People with Disabilities |
| ✓ CRC Sale of Children, Child Prostitution & Child Pornography |
| ✓ Convention on Protection of Children and Cooperation in Respect of Intercountry Adoption |



Democratic Republic of the Congo

Countdown to 2030

Women's, Children's & Adolescents' Health

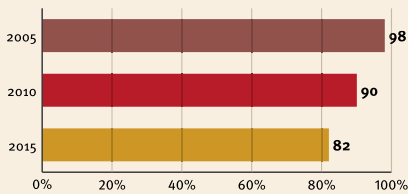
Demographics

| | |
|-------------------|------------------|
| Population | 78 736 000 |
| Annual births | 3 269 000 |
| Children under 5 | 14 494 000 (18%) |
| Under 5 mortality | 94/1 000 |

Threats to Early Childhood Development

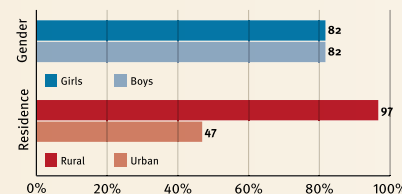
| | | | |
|--------------------|-------------|-------------------------------|-----|
| Maternal mortality | 693/100 000 | Young mothers (births by 18y) | 27% |
| Low birthweight | 10% | Preterm births | 12% |
| Child poverty | 75% | Under 5 stunting | 43% |
| Harsh punishment | 82% | Inadequate supervision | 52% |

Young children at risk of poor development

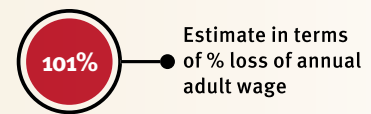


At risk in 2005, 2010 and 2015, using a composite indicator of under 5 stunting or poverty

Risks by gender and residence



Lifetime cost of growth deficit in early childhood



Support and services for Early Childhood Development: Nurturing Care

Parents and caregivers need a facilitating environment of laws, policies, services and community support to assist them to provide their young children with nurturing care.

Support and services for Early Childhood Development: Facilitating Environments

Health

- Pregant women living with HIV on treatment: 70%
- Careseeking for child pneumonia: 42%
- Postnatal newborn care: 44%
- Women receive 4 antenatal care visits: 48%

Nutrition

- Early initiation of breastfeeding: 52%
- Exclusive breastfeeding: 48%
- Minimum acceptable diet: 8%

Early Learning

- Homes have children's books: 27%
- Children have support for learning: 49%
- Children have playthings at home: 1%
- Attendance in early childhood education: 7%



Responsive Caregiving

- Public information about ECD
- Parental mental health
- Parent support (groups, home visits)
- Quality child day care
- Comparative country data urgently needed

Security and Safety

- Birth registration: 25%
- Positive discipline: no data
- Basic drinking water: 42%
- Basic sanitation: 20%

Policies

| | |
|-------------------------------------------------------------|------------------------------------|
| ✓ Paid maternity leave | ✓ Paid paternity leave |
| ✓ National minimum wage | |
| no data | Child and family social protection |
| ✓ International Code of Marketing of Breastmilk Substitutes | |

International Conventions

| |
|--------------------------------------------------------------------------------------------|
| ✓ Convention on the Rights of the Child |
| ✓ Convention on the Rights of People with Disabilities |
| ✓ CRC Sale of Children, Child Prostitution & Child Pornography |
| ✗ Convention on Protection of Children and Cooperation in Respect of Intercountry Adoption |



Djibouti

Countdown to 2030

Women's, Children's & Adolescents' Health

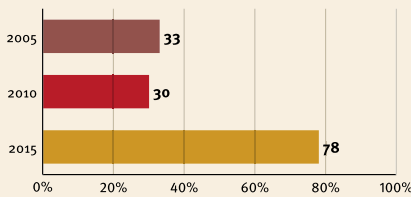
Demographics

| | |
|-------------------|---------------|
| Population | 942 000 |
| Annual births | 22 000 |
| Children under 5 | 102 000 (11%) |
| Under 5 mortality | 64/1 000 |

Threats to Early Childhood Development

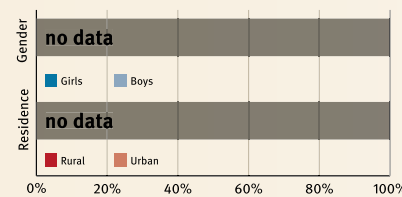
| | | | |
|--------------------|-------------|-------------------------------|---------|
| Maternal mortality | 229/100 000 | Young mothers (births by 18y) | no data |
| Low birthweight | 10% | Preterm births | 12% |
| Child poverty | no data | Under 5 stunting | 34% |
| Harsh punishment | 72% | Inadequate supervision | 37% |

Young children at risk of poor development



At risk in 2005, 2010 and 2015, using a composite indicator of under 5 stunting or poverty

Risks by gender and residence



Lifetime cost of growth deficit in early childhood



Estimate in terms of % loss of annual adult wage

Support and services for Early Childhood Development: Nurturing Care

Parents and caregivers need a facilitating environment of laws, policies, services and community support to assist them to provide their young children with nurturing care.

Support and services for Early Childhood Development: Facilitating Environments

Health

- Pregant women living with HIV on treatment: 35%
- Careseeking for child pneumonia: 94%
- Postnatal newborn care: no data
- Women receive 4 antenatal care visits: 23%

Nutrition

- Early initiation of breastfeeding: 55
- Exclusive breastfeeding: 1
- Minimum acceptable diet: no data

Early Learning

- Homes have children's books: 24%
- Children have support for learning: 8%
- Children have playthings at home: 15%
- Attendance in early childhood education: 14%



Responsive Caregiving

- Public information about ECD
- Parental mental health
- Parent support (groups, home visits)
- Quality child day care
- Comparative country data urgently needed

Security and Safety

- Birth registration: 92
- Positive discipline: 83
- Basic drinking water: 77
- Basic sanitation: 51

Policies

| | |
|-------------------------------------------------------------|------------------------|
| ✓ Paid maternity leave | ✓ Paid paternity leave |
| ✗ National minimum wage | |
| ✗ Child and family social protection | |
| ✓ International Code of Marketing of Breastmilk Substitutes | |

International Conventions

| |
|--------------------------------------------------------------------------------------------|
| ✓ Convention on the Rights of the Child |
| ✓ Convention on the Rights of People with Disabilities |
| ✓ CRC Sale of Children, Child Prostitution & Child Pornography |
| ✗ Convention on Protection of Children and Cooperation in Respect of Intercountry Adoption |



Dominican Republic

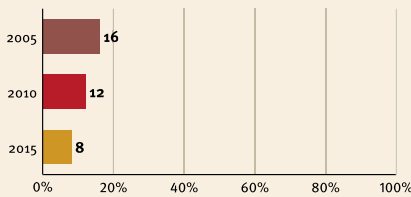
Demographics

| | |
|-------------------|-----------------|
| Population | 10 649 000 |
| Annual births | 216 000 |
| Children under 5 | 1 060 000 (10%) |
| Under 5 mortality | 31/1 000 |

Threats to Early Childhood Development

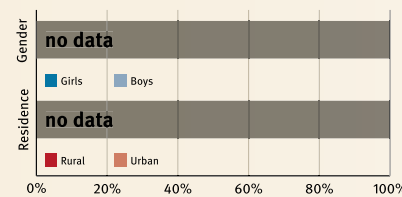
| | | | |
|--------------------|------------|-------------------------------|-----|
| Maternal mortality | 92/100 000 | Young mothers (births by 18y) | 21% |
| Low birthweight | 11% | Preterm births | 11% |
| Child poverty | 2% | Under 5 stunting | 7% |
| Harsh punishment | 63% | Inadequate supervision | 58% |

Young children at risk of poor development

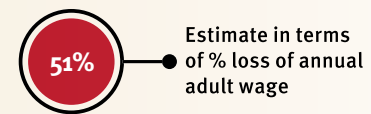


At risk in 2005, 2010 and 2015, using a composite indicator of under 5 stunting or poverty

Risks by gender and residence



Lifetime cost of growth deficit in early childhood



Support and services for Early Childhood Development: Nurturing Care

Parents and caregivers need a facilitating environment of laws, policies, services and community support to assist them to provide their young children with nurturing care.

Support and services for Early Childhood Development: Facilitating Environments

Health

- Pregant women living with HIV on treatment: 83%
- Careseeking for child pneumonia: 73%
- Postnatal newborn care: 95%
- Women receive 4 antenatal care visits: 93%

Nutrition

- Early initiation of breastfeeding: 38%
- Exclusive breastfeeding: 5%
- Minimum acceptable diet: 45%

Early Learning

- Homes have children's books: 57%
- Children have support for learning: 5%
- Children have playthings at home: 10%
- Attendance in early childhood education: 40%



Responsive Caregiving

- Public information about ECD
- Parental mental health
- Parent support (groups, home visits)
- Quality child day care
- Comparative country data urgently needed

Security and Safety

- Birth registration: 88%
- Positive discipline: no data
- Basic drinking water: 94%
- Basic sanitation: 83%

Policies

| | |
|-------------------------------------------------------------|------------------------|
| ✗ Paid maternity leave | ✓ Paid paternity leave |
| ✓ National minimum wage | |
| ✓ Child and family social protection | |
| ✓ International Code of Marketing of Breastmilk Substitutes | |

International Conventions

| |
|--------------------------------------------------------------------------------------------|
| ✓ Convention on the Rights of the Child |
| ✓ Convention on the Rights of People with Disabilities |
| ✓ CRC Sale of Children, Child Prostitution & Child Pornography |
| ✓ Convention on Protection of Children and Cooperation in Respect of Intercountry Adoption |



Egypt

Countdown to 2030

Women's, Children's & Adolescents' Health

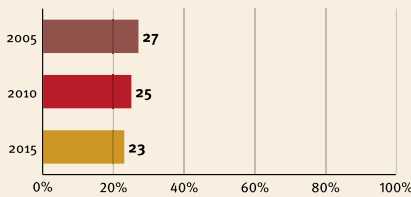
Demographics

| | |
|-------------------|------------------|
| Population | 95 689 000 |
| Annual births | 2 541 000 |
| Children under 5 | 12 876 000 (13%) |
| Under 5 mortality | 23/1 000 |

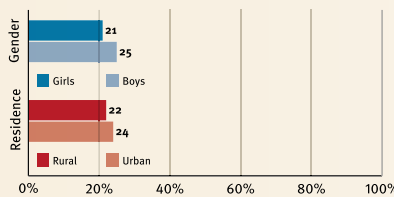
Threats to Early Childhood Development

| | | | |
|--------------------|------------|-------------------------------|---------|
| Maternal mortality | 33/100 000 | Young mothers (births by 18y) | 7% |
| Low birthweight | 13% | Preterm births | 7% |
| Child poverty | 1% | Under 5 stunting | 22% |
| Harsh punishment | 93% | Inadequate supervision | no data |

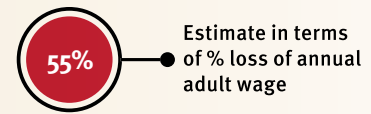
Young children at risk of poor development



Risks by gender and residence



Lifetime cost of growth deficit in early childhood



At risk in 2005, 2010 and 2015, using a composite indicator of under 5 stunting or poverty

Support and services for Early Childhood Development: Nurturing Care

Parents and caregivers need a facilitating environment of laws, policies, services and community support to assist them to provide their young children with nurturing care.

Support and services for Early Childhood Development: Facilitating Environments

Health

- Pregant women living with HIV on treatment: 18%
- Careseeking for child pneumonia: 68%
- Postnatal newborn care: 82%
- Women receive 4 antenatal care visits: 83%

Nutrition

- Early initiation of breastfeeding: 27
- Exclusive breastfeeding: 40
- Minimum acceptable diet: 23

Early Learning

- Children have support for learning: no data
- Children have playthings at home: no data
- Homes have children's books: no data
- Attendance in early childhood education: 47%



Responsive Caregiving

- Public information about ECD
- Parental mental health
- Parent support (groups, home visits)
- Quality child day care
- Comparative country data urgently needed

Security and Safety

- Birth registration: 99
- Positive discipline: no data
- Basic drinking water: 98
- Basic sanitation: 93

Policies

| | |
|-------------------------------------------------------------|------------------------|
| ✓ Paid maternity leave | ✗ Paid paternity leave |
| ✓ National minimum wage | |
| ✗ Child and family social protection | |
| ✓ International Code of Marketing of Breastmilk Substitutes | |

International Conventions

| |
|--------------------------------------------------------------------------------------------|
| ✓ Convention on the Rights of the Child |
| ✓ Convention on the Rights of People with Disabilities |
| ✓ CRC Sale of Children, Child Prostitution & Child Pornography |
| ✗ Convention on Protection of Children and Cooperation in Respect of Intercountry Adoption |



Eritrea

Countdown to 2030

Women's, Children's & Adolescents' Health

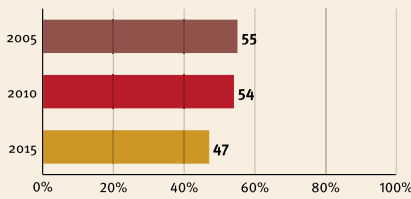
Demographics

| | |
|-------------------|---------------|
| Population | 4 955 000 |
| Annual births | 160 000 |
| Children under 5 | 744 000 (15%) |
| Under 5 mortality | 45/1 000 |

Threats to Early Childhood Development

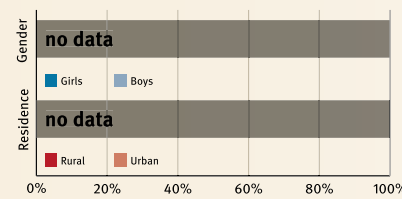
| | | | |
|--------------------|-------------|-------------------------------|---------|
| Maternal mortality | 501/100 000 | Young mothers (births by 18y) | 19% |
| Low birthweight | 14% | Preterm births | 12% |
| Child poverty | no data | Under 5 stunting | 43% |
| Harsh punishment | no data | Inadequate supervision | no data |

Young children at risk of poor development



At risk in 2005, 2010 and 2015, using a composite indicator of under 5 stunting or poverty

Risks by gender and residence



Lifetime cost of growth deficit in early childhood



Estimate in terms of % loss of annual adult wage

Support and services for Early Childhood Development: Nurturing Care

Parents and caregivers need a facilitating environment of laws, policies, services and community support to assist them to provide their young children with nurturing care.

Support and services for Early Childhood Development: Facilitating Environments

Health

- Pregant women living with HIV on treatment: 37%
- Careseeking for child pneumonia: 45%
- Postnatal newborn care: 5%
- Women receive 4 antenatal care visits: 57%

Nutrition

- Early initiation of breastfeeding: 93
- Exclusive breastfeeding: 69
- Minimum acceptable diet: no data

Early Learning

- Children have support for learning: no data
- Children have playthings at home: no data
- Homes have children's books: no data
- Attendance in early childhood education: no data



Responsive Caregiving

- Public information about ECD
- Parental mental health
- Parent support (groups, home visits)
- Quality child day care
- Comparative country data urgently needed

Security and Safety

- Birth registration: no data
- Positive discipline: no data
- Basic drinking water: 19
- Basic sanitation: 11

Policies

| | | | |
|---------|-----------------------------------------------------------|---|----------------------|
| ✗ | Paid maternity leave | ✗ | Paid paternity leave |
| ✗ | National minimum wage | | |
| no data | Child and family social protection | | |
| ✗ | International Code of Marketing of Breastmilk Substitutes | | |

International Conventions

| | |
|---|------------------------------------------------------------------------------------------|
| ✓ | Convention on the Rights of the Child |
| ✓ | Convention on the Rights of People with Disabilities |
| ✗ | CRC Sale of Children, Child Prostitution & Child Pornography |
| ✗ | Convention on Protection of Children and Cooperation in Respect of Intercountry Adoption |



Ethiopia

Countdown to 2030

Women's, Children's & Adolescents' Health

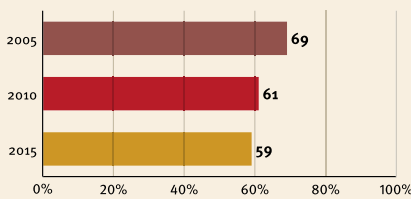
Demographics

| | |
|-------------------|------------------|
| Population | 102 403 000 |
| Annual births | 3 230 000 |
| Children under 5 | 15 177 000 (15%) |
| Under 5 mortality | 58/1 000 |

Threats to Early Childhood Development

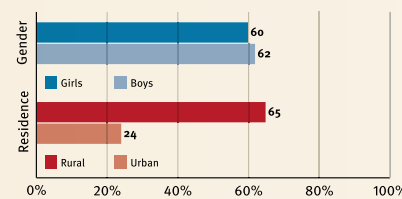
| | | | |
|--------------------|-------------|-------------------------------|---------|
| Maternal mortality | 353/100 000 | Young mothers (births by 18y) | 22% |
| Low birthweight | 20% | Preterm births | 10% |
| Child poverty | 33% | Under 5 stunting | 40% |
| Harsh punishment | no data | Inadequate supervision | no data |

Young children at risk of poor development



At risk in 2005, 2010 and 2015, using a composite indicator of under 5 stunting or poverty

Risks by gender and residence



Lifetime cost of growth deficit in early childhood



Estimate in terms of % loss of annual adult wage

Support and services for Early Childhood Development: Nurturing Care

Parents and caregivers need a facilitating environment of laws, policies, services and community support to assist them to provide their young children with nurturing care.

Support and services for Early Childhood Development: Facilitating Environments

Health

- Pregant women living with HIV on treatment: 30%
- Careseeking for child pneumonia: 69%
- Postnatal newborn care: 17%
- Women receive 4 antenatal care visits: 32%

Nutrition

| | |
|-----------------------------------|----|
| Early initiation of breastfeeding | 73 |
| Exclusive breastfeeding | 58 |
| Minimum acceptable diet | 7 |

Early Learning

- Children have support for learning: no data
- Children have playthings at home: no data
- Homes have children's books: no data
- Attendance in early childhood education: no data



Responsive Caregiving

- Public information about ECD
- Parental mental health
- Parent support (groups, home visits)
- Quality child day care
- Comparative country data urgently needed

Security and Safety

| | |
|----------------------|---------|
| Birth registration | 3 |
| Positive discipline | no data |
| Basic drinking water | 39 |
| Basic sanitation | 7 |

Policies

| | |
|-------------------------------------------------------------|------------------------|
| ✗ Paid maternity leave | ✗ Paid paternity leave |
| ✗ National minimum wage | |
| ✗ Child and family social protection | |
| ✗ International Code of Marketing of Breastmilk Substitutes | |

International Conventions

| |
|--------------------------------------------------------------------------------------------|
| ✓ Convention on the Rights of the Child |
| ✓ Convention on the Rights of People with Disabilities |
| ✓ CRC Sale of Children, Child Prostitution & Child Pornography |
| ✗ Convention on Protection of Children and Cooperation in Respect of Intercountry Adoption |



Gabon

Countdown to 2030

Women's, Children's & Adolescents' Health

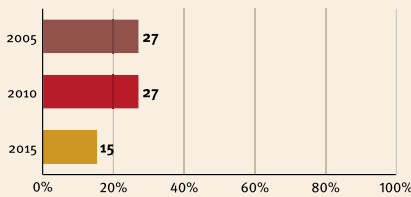
Demographics

| | |
|-------------------|---------------|
| Population | 1 980 000 |
| Annual births | 58 000 |
| Children under 5 | 274 000 (14%) |
| Under 5 mortality | 47/1 000 |

Threats to Early Childhood Development

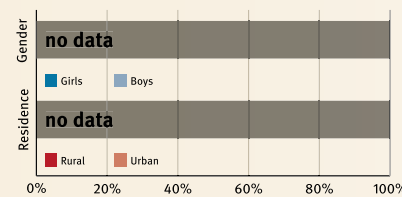
| | | | |
|--------------------|-------------|-------------------------------|---------|
| Maternal mortality | 291/100 000 | Young mothers (births by 18y) | 28% |
| Low birthweight | 14% | Preterm births | 16% |
| Child poverty | 2% | Under 5 stunting | 16% |
| Harsh punishment | no data | Inadequate supervision | no data |

Young children at risk of poor development



At risk in 2005, 2010 and 2015, using a composite indicator of under 5 stunting or poverty

Risks by gender and residence



Lifetime cost of growth deficit in early childhood

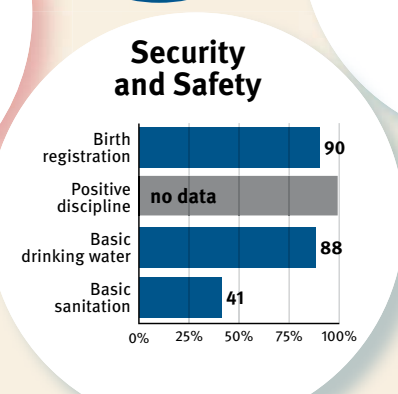
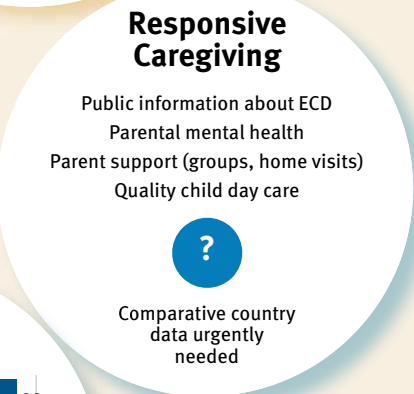
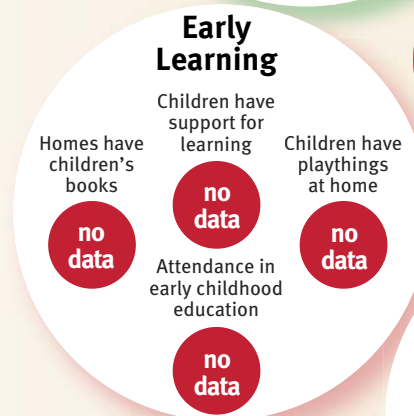
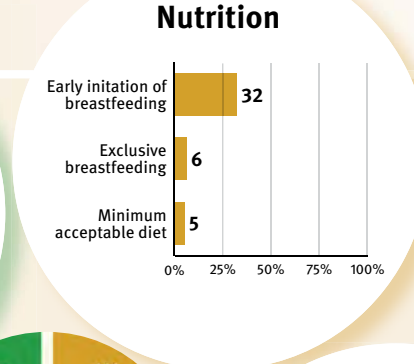
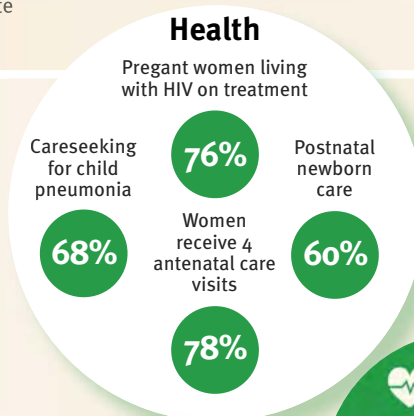


Estimate in terms of % loss of annual adult wage

Support and services for Early Childhood Development: Nurturing Care

Parents and caregivers need a facilitating environment of laws, policies, services and community support to assist them to provide their young children with nurturing care.

Support and services for Early Childhood Development: Facilitating Environments



Policies

| | |
|-------------------------------------------------------------|------------------------|
| ✓ Paid maternity leave | ✗ Paid paternity leave |
| ✓ National minimum wage | |
| ✗ Child and family social protection | |
| ✓ International Code of Marketing of Breastmilk Substitutes | |

International Conventions

| |
|--------------------------------------------------------------------------------------------|
| ✓ Convention on the Rights of the Child |
| ✓ Convention on the Rights of People with Disabilities |
| ✓ CRC Sale of Children, Child Prostitution & Child Pornography |
| ✗ Convention on Protection of Children and Cooperation in Respect of Intercountry Adoption |



Gambia

Countdown to 2030

Women's, Children's & Adolescents' Health

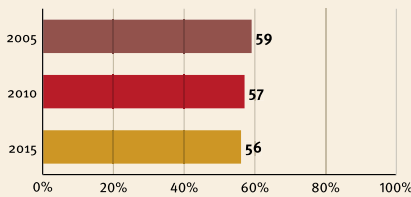
Demographics

| | |
|-------------------|---------------|
| Population | 2 039 000 |
| Annual births | 79 000 |
| Children under 5 | 360 000 (18%) |
| Under 5 mortality | 65/1 000 |

Threats to Early Childhood Development

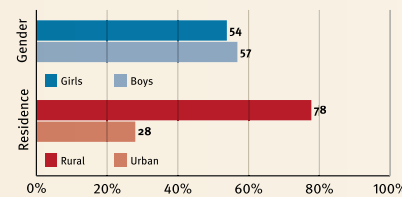
| | | | |
|--------------------|-------------|-------------------------------|-----|
| Maternal mortality | 706/100 000 | Young mothers (births by 18y) | 19% |
| Low birthweight | 10% | Preterm births | 14% |
| Child poverty | 49% | Under 5 stunting | 24% |
| Harsh punishment | 90% | Inadequate supervision | 48% |

Young children at risk of poor development

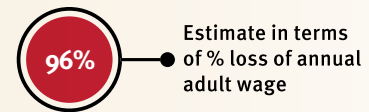


At risk in 2005, 2010 and 2015, using a composite indicator of under 5 stunting or poverty

Risks by gender and residence



Lifetime cost of growth deficit in early childhood



Support and services for Early Childhood Development: Nurturing Care

Parents and caregivers need a facilitating environment of laws, policies, services and community support to assist them to provide their young children with nurturing care.

Support and services for Early Childhood Development: Facilitating Environments

Health

- Pregant women living with HIV on treatment: 69%
- Careseeking for child pneumonia: 68%
- Postnatal newborn care: 76%
- Women receive 4 antenatal care visits: 78%

Nutrition

- Early initiation of breastfeeding: 52%
- Exclusive breastfeeding: 47%
- Minimum acceptable diet: 8%

Early Learning

- Homes have children's books: 42%
- Children have support for learning: 21%
- Children have playthings at home: 1%
- Attendance in early childhood education: 18%



Responsive Caregiving

- Public information about ECD
- Parental mental health
- Parent support (groups, home visits)
- Quality child day care
- Comparative country data urgently needed

Security and Safety

- Birth registration: 72%
- Positive discipline: 90%
- Basic drinking water: 80%
- Basic sanitation: 42%

Policies

| | |
|-------------------------------------------------------------|------------------------|
| ✓ Paid maternity leave | ✓ Paid paternity leave |
| ✗ National minimum wage | |
| ✗ Child and family social protection | |
| ✓ International Code of Marketing of Breastmilk Substitutes | |

International Conventions

| |
|--------------------------------------------------------------------------------------------|
| ✓ Convention on the Rights of the Child |
| ✓ Convention on the Rights of People with Disabilities |
| ✓ CRC Sale of Children, Child Prostitution & Child Pornography |
| ✗ Convention on Protection of Children and Cooperation in Respect of Intercountry Adoption |



Ghana

Countdown to 2030

Women's, Children's & Adolescents' Health

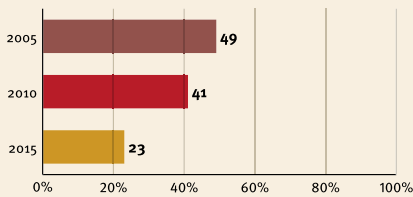
Demographics

| | |
|-------------------|-----------------|
| Population | 28 207 000 |
| Annual births | 870 000 |
| Children under 5 | 4 085 000 (14%) |
| Under 5 mortality | 59/1 000 |

Threats to Early Childhood Development

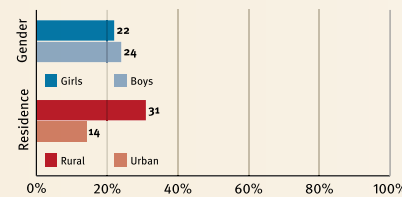
| | | | |
|--------------------|-------------|-------------------------------|-----|
| Maternal mortality | 319/100 000 | Young mothers (births by 18y) | 17% |
| Low birthweight | 11% | Preterm births | 1% |
| Child poverty | 6% | Under 5 stunting | 18% |
| Harsh punishment | 94% | Inadequate supervision | 40% |

Young children at risk of poor development

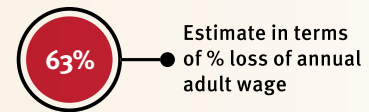


At risk in 2005, 2010 and 2015, using a composite indicator of under 5 stunting or poverty

Risks by gender and residence



Lifetime cost of growth deficit in early childhood



Support and services for Early Childhood Development: Nurturing Care

Parents and caregivers need a facilitating environment of laws, policies, services and community support to assist them to provide their young children with nurturing care.

Support and services for Early Childhood Development: Facilitating Environments

Health

- Pregant women living with HIV on treatment: 56%
- Careseeking for child pneumonia: 56%
- Postnatal newborn care: 81%
- Women receive 4 antenatal care visits: 87%

Nutrition

- Early initiation of breastfeeding: 56
- Exclusive breastfeeding: 52
- Minimum acceptable diet: 13

Early Learning

- Homes have children's books: 41%
- Children have support for learning: 21%
- Children have playthings at home: 6%
- Attendance in early childhood education: 68%



Responsive Caregiving

- Public information about ECD
- Parental mental health
- Parent support (groups, home visits)
- Quality child day care
- Comparative country data urgently needed

Security and Safety

- Birth registration: 71
- Positive discipline: 88
- Basic drinking water: 78
- Basic sanitation: 14

Policies

| | | | |
|---|-----------------------------------------------------------|---|----------------------|
| ✗ | Paid maternity leave | ✗ | Paid paternity leave |
| ✓ | National minimum wage | | |
| ✗ | Child and family social protection | | |
| ✓ | International Code of Marketing of Breastmilk Substitutes | | |

International Conventions

| | |
|---|------------------------------------------------------------------------------------------|
| ✓ | Convention on the Rights of the Child |
| ✓ | Convention on the Rights of People with Disabilities |
| ✓ | CRC Sale of Children, Child Prostitution & Child Pornography |
| ✓ | Convention on Protection of Children and Cooperation in Respect of Intercountry Adoption |



Guatemala

Countdown to 2030

Women's, Children's & Adolescents' Health

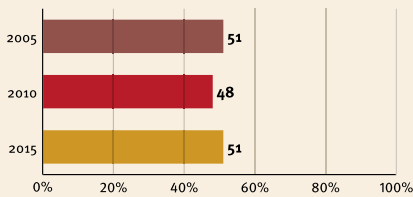
Demographics

| | |
|-------------------|-----------------|
| Population | 16 582 000 |
| Annual births | 417 000 |
| Children under 5 | 2 023 000 (12%) |
| Under 5 mortality | 29/1 000 |

Threats to Early Childhood Development

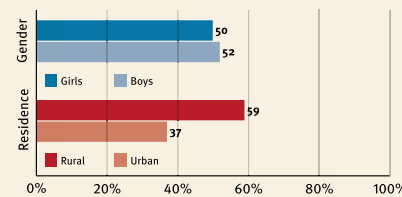
| | | | |
|--------------------|------------|-------------------------------|---------|
| Maternal mortality | 88/100 000 | Young mothers (births by 18y) | 20% |
| Low birthweight | 11% | Preterm births | 8% |
| Child poverty | 14% | Under 5 stunting | 47% |
| Harsh punishment | no data | Inadequate supervision | no data |

Young children at risk of poor development



At risk in 2005, 2010 and 2015, using a composite indicator of under 5 stunting or poverty

Risks by gender and residence



Lifetime cost of growth deficit in early childhood

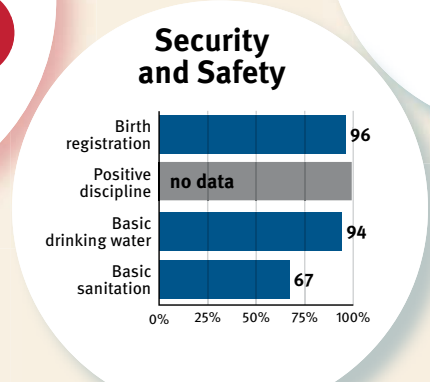
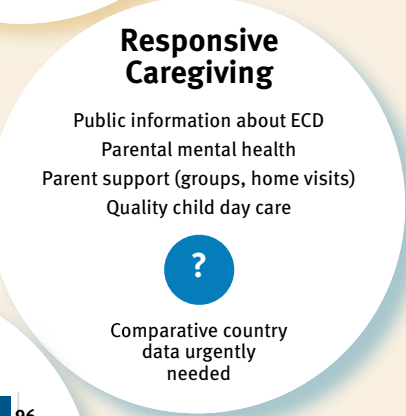
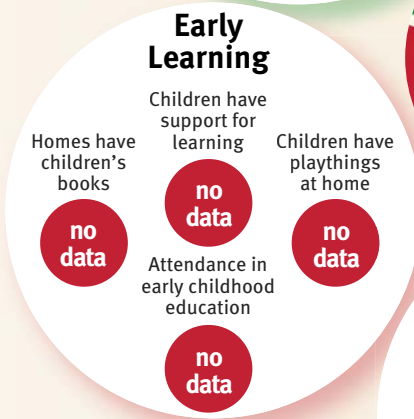
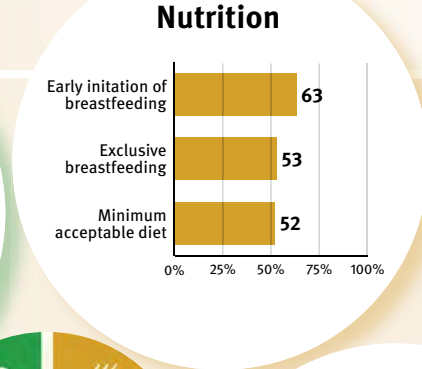
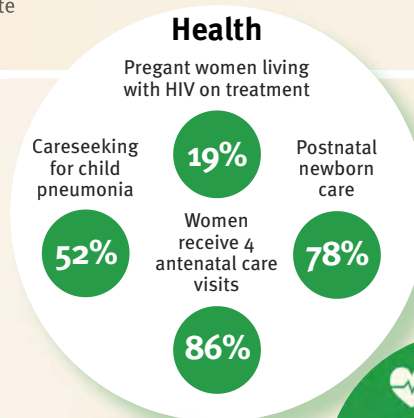


Estimate in terms of % loss of annual adult wage

Support and services for Early Childhood Development: Nurturing Care

Parents and caregivers need a facilitating environment of laws, policies, services and community support to assist them to provide their young children with nurturing care.

Support and services for Early Childhood Development: Facilitating Environments



Policies

| | | | |
|---|-----------------------------------------------------------|---|----------------------|
| ✗ | Paid maternity leave | ✓ | Paid paternity leave |
| ✓ | National minimum wage | | |
| ✗ | Child and family social protection | | |
| ✓ | International Code of Marketing of Breastmilk Substitutes | | |

International Conventions

| | |
|---|------------------------------------------------------------------------------------------|
| ✓ | Convention on the Rights of the Child |
| ✓ | Convention on the Rights of People with Disabilities |
| ✓ | CRC Sale of Children, Child Prostitution & Child Pornography |
| ✓ | Convention on Protection of Children and Cooperation in Respect of Intercountry Adoption |



Guinea

Countdown to 2030

Women's, Children's & Adolescents' Health

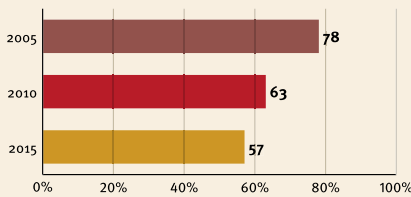
Demographics

| | |
|-------------------|-----------------|
| Population | 12 396 000 |
| Annual births | 442 000 |
| Children under 5 | 1 983 000 (16%) |
| Under 5 mortality | 89/1 000 |

Threats to Early Childhood Development

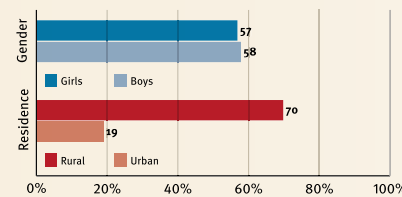
| | | | |
|--------------------|-------------|-------------------------------|---------|
| Maternal mortality | 679/100 000 | Young mothers (births by 18y) | 40% |
| Low birthweight | 12% | Preterm births | 14% |
| Child poverty | 40% | Under 5 stunting | 31% |
| Harsh punishment | no data | Inadequate supervision | no data |

Young children at risk of poor development

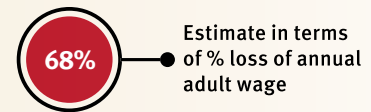


At risk in 2005, 2010 and 2015, using a composite indicator of under 5 stunting or poverty

Risks by gender and residence



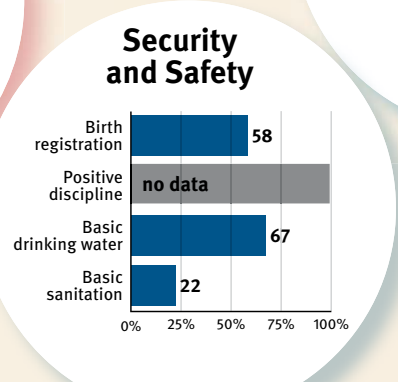
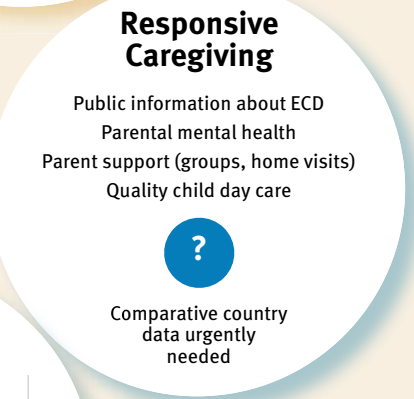
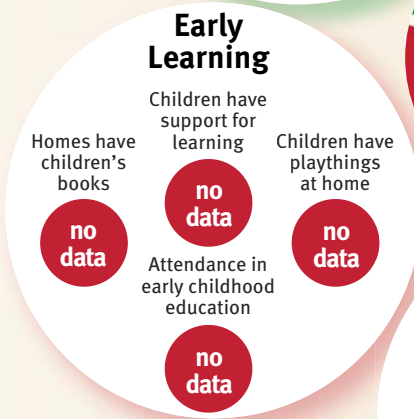
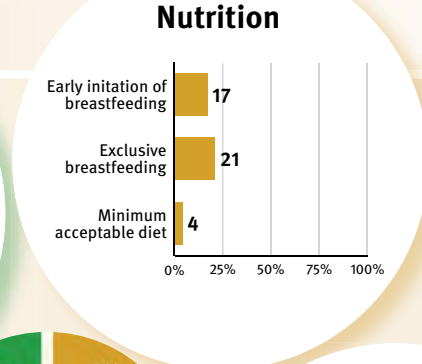
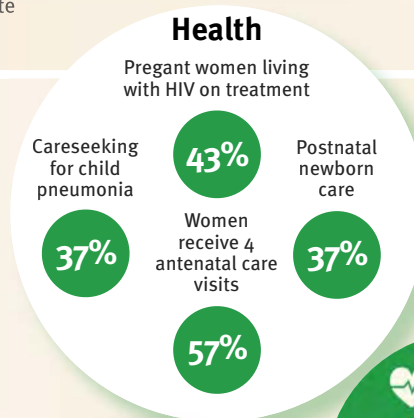
Lifetime cost of growth deficit in early childhood



Support and services for Early Childhood Development: Nurturing Care

Parents and caregivers need a facilitating environment of laws, policies, services and community support to assist them to provide their young children with nurturing care.

Support and services for Early Childhood Development: Facilitating Environments



| Policies | |
|-------------------------------------------------------------|------------------------|
| ✓ Paid maternity leave | ✗ Paid paternity leave |
| ✗ National minimum wage | |
| ✗ Child and family social protection | |
| ✓ International Code of Marketing of Breastmilk Substitutes | |

| International Conventions | |
|--------------------------------------------------------------------------------------------|--|
| ✓ Convention on the Rights of the Child | |
| ✓ Convention on the Rights of People with Disabilities | |
| ✓ CRC Sale of Children, Child Prostitution & Child Pornography | |
| ✓ Convention on Protection of Children and Cooperation in Respect of Intercountry Adoption | |



Guinea-Bissau

Countdown to 2030

Women's, Children's & Adolescents' Health

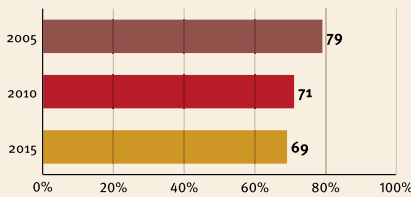
Demographics

| | |
|-------------------|---------------|
| Population | 1 816 000 |
| Annual births | 66 000 |
| Children under 5 | 291 000 (16%) |
| Under 5 mortality | 88/1 000 |

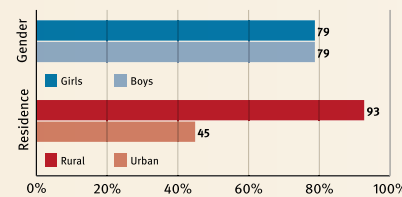
Threats to Early Childhood Development

| | | | |
|--------------------|-------------|-------------------------------|-----|
| Maternal mortality | 549/100 000 | Young mothers (births by 18y) | 28% |
| Low birthweight | 11% | Preterm births | 11% |
| Child poverty | 68% | Under 5 stunting | 28% |
| Harsh punishment | 82% | Inadequate supervision | 34% |

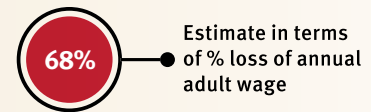
Young children at risk of poor development



Risks by gender and residence



Lifetime cost of growth deficit in early childhood



At risk in 2005, 2010 and 2015, using a composite indicator of under 5 stunting or poverty

Support and services for Early Childhood Development: Nurturing Care

Parents and caregivers need a facilitating environment of laws, policies, services and community support to assist them to provide their young children with nurturing care.

Support and services for Early Childhood Development: Facilitating Environments

Health

- Pregant women living with HIV on treatment: 85%
- Careseeking for child pneumonia: 34%
- Postnatal newborn care: 48%
- Women receive 4 antenatal care visits: 65%

Nutrition

- Early initiation of breastfeeding: 34
- Exclusive breastfeeding: 53
- Minimum acceptable diet: 8

Early Learning

- Homes have children's books: 31%
- Children have support for learning: 31%
- Children have playthings at home: 1%
- Attendance in early childhood education: 13%



Responsive Caregiving

- Public information about ECD
- Parental mental health
- Parent support (groups, home visits)
- Quality child day care
- Comparative country data urgently needed

Security and Safety

- Birth registration: 24
- Positive discipline: 93
- Basic drinking water: 69
- Basic sanitation: 21

Policies

| | | | |
|---------|-----------------------------------------------------------|---|----------------------|
| ✗ | Paid maternity leave | ✗ | Paid paternity leave |
| ✓ | National minimum wage | | |
| no data | Child and family social protection | | |
| ✓ | International Code of Marketing of Breastmilk Substitutes | | |

International Conventions

| | |
|---|------------------------------------------------------------------------------------------|
| ✓ | Convention on the Rights of the Child |
| ✓ | Convention on the Rights of People with Disabilities |
| ✓ | CRC Sale of Children, Child Prostitution & Child Pornography |
| ✗ | Convention on Protection of Children and Cooperation in Respect of Intercountry Adoption |



Guyana

Countdown to 2030

Women's, Children's & Adolescents' Health

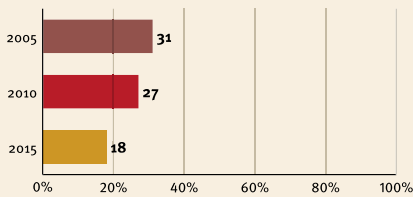
Demographics

| | |
|-------------------|--------------|
| Population | 773 000 |
| Annual births | 16 000 |
| Children under 5 | 76 000 (10%) |
| Under 5 mortality | 32/1 000 |

Threats to Early Childhood Development

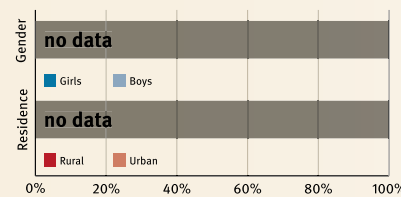
| | | | |
|--------------------|-------------|-------------------------------|-----|
| Maternal mortality | 229/100 000 | Young mothers (births by 18y) | 16% |
| Low birthweight | 14% | Preterm births | 13% |
| Child poverty | no data | Under 5 stunting | 12% |
| Harsh punishment | 70% | Inadequate supervision | 87% |

Young children at risk of poor development

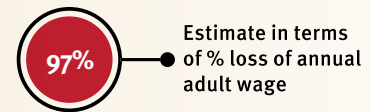


At risk in 2005, 2010 and 2015, using a composite indicator of under 5 stunting or poverty

Risks by gender and residence



Lifetime cost of growth deficit in early childhood



Support and services for Early Childhood Development: Nurturing Care

Parents and caregivers need a facilitating environment of laws, policies, services and community support to assist them to provide their young children with nurturing care.

Support and services for Early Childhood Development: Facilitating Environments

Health

- Pregant women living with HIV on treatment: 84%
- Careseeking for child pneumonia: 66%
- Postnatal newborn care: 93%
- Women receive 4 antenatal care visits: 87%

Nutrition

- Early initiation of breastfeeding: 49%
- Exclusive breastfeeding: 23%
- Minimum acceptable diet: 40%

Early Learning

- Homes have children's books: 69%
- Children have support for learning: 5%
- Children have playthings at home: 47%
- Attendance in early childhood education: 61%



Responsive Caregiving

- Public information about ECD
- Parental mental health
- Parent support (groups, home visits)
- Quality child day care
- Comparative country data urgently needed

Security and Safety

- Birth registration: 89%
- Positive discipline: 87%
- Basic drinking water: 95%
- Basic sanitation: 86%

Policies

| | | | |
|---|-----------------------------------------------------------|---|----------------------|
| ✗ | Paid maternity leave | ✗ | Paid paternity leave |
| ✓ | National minimum wage | | |
| ✗ | Child and family social protection | | |
| ✗ | International Code of Marketing of Breastmilk Substitutes | | |

International Conventions

| | |
|---|------------------------------------------------------------------------------------------|
| ✓ | Convention on the Rights of the Child |
| ✓ | Convention on the Rights of People with Disabilities |
| ✓ | CRC Sale of Children, Child Prostitution & Child Pornography |
| ✗ | Convention on Protection of Children and Cooperation in Respect of Intercountry Adoption |



Haiti

Countdown to 2030

Women's, Children's & Adolescents' Health

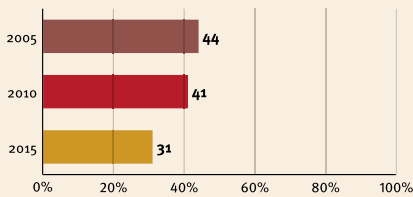
Demographics

| | |
|-------------------|-----------------|
| Population | 10 847 000 |
| Annual births | 263 000 |
| Children under 5 | 1 233 000 (11%) |
| Under 5 mortality | 67/1 000 |

Threats to Early Childhood Development

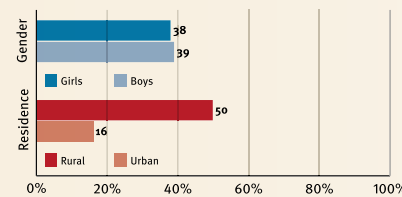
| | | | |
|--------------------|-------------|-------------------------------|---------|
| Maternal mortality | 359/100 000 | Young mothers (births by 18y) | 13% |
| Low birthweight | 23% | Preterm births | 14% |
| Child poverty | 23% | Under 5 stunting | 21% |
| Harsh punishment | 85% | Inadequate supervision | no data |

Young children at risk of poor development



At risk in 2005, 2010 and 2015, using a composite indicator of under 5 stunting or poverty

Risks by gender and residence



Lifetime cost of growth deficit in early childhood



Estimate in terms of % loss of annual adult wage

Support and services for Early Childhood Development: Nurturing Care

Parents and caregivers need a facilitating environment of laws, policies, services and community support to assist them to provide their young children with nurturing care.

Support and services for Early Childhood Development: Facilitating Environments

Health

- Pregant women living with HIV on treatment: 71%
- Careseeking for child pneumonia: 38%
- Postnatal newborn care: 32%
- Women receive 4 antenatal care visits: 67%

Nutrition

- Early initiation of breastfeeding: 47
- Exclusive breastfeeding: 40
- Minimum acceptable diet: 14

Early Learning

- Children have support for learning: no data
- Children have playthings at home: no data
- Homes have children's books: no data
- Attendance in early childhood education: no data



Responsive Caregiving

- Public information about ECD
- Parental mental health
- Parent support (groups, home visits)
- Quality child day care
- Comparative country data urgently needed

Security and Safety

- Birth registration: 80
- Positive discipline: no data
- Basic drinking water: 64
- Basic sanitation: 31

Policies

| | | | |
|---|-----------------------------------------------------------|---|----------------------|
| ✗ | Paid maternity leave | ✗ | Paid paternity leave |
| ✓ | National minimum wage | | |
| ✗ | Child and family social protection | | |
| ✗ | International Code of Marketing of Breastmilk Substitutes | | |

International Conventions

| | |
|---|------------------------------------------------------------------------------------------|
| ✓ | Convention on the Rights of the Child |
| ✓ | Convention on the Rights of People with Disabilities |
| ✓ | CRC Sale of Children, Child Prostitution & Child Pornography |
| ✓ | Convention on Protection of Children and Cooperation in Respect of Intercountry Adoption |



Honduras

Countdown to 2030

Women's, Children's & Adolescents' Health

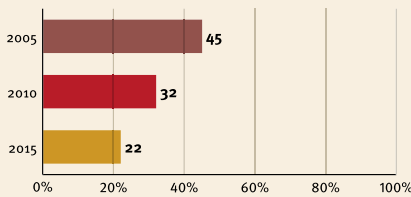
Demographics

| | |
|-------------------|---------------|
| Population | 9 113 000 |
| Annual births | 198 000 |
| Children under 5 | 951 000 (10%) |
| Under 5 mortality | 19/1 000 |

Threats to Early Childhood Development

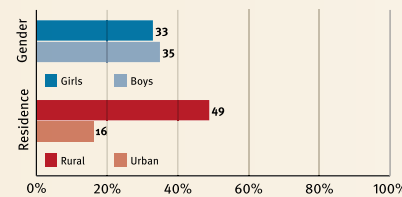
| | | | |
|--------------------|-------------|-------------------------------|-----|
| Maternal mortality | 129/100 000 | Young mothers (births by 18y) | 22% |
| Low birthweight | 10% | Preterm births | 12% |
| Child poverty | 20% | Under 5 stunting | 23% |
| Harsh punishment | no data | Inadequate supervision | 48% |

Young children at risk of poor development

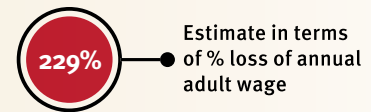


At risk in 2005, 2010 and 2015, using a composite indicator of under 5 stunting or poverty

Risks by gender and residence



Lifetime cost of growth deficit in early childhood



Support and services for Early Childhood Development: Nurturing Care

Parents and caregivers need a facilitating environment of laws, policies, services and community support to assist them to provide their young children with nurturing care.

Support and services for Early Childhood Development: Facilitating Environments

Health

- Pregant women living with HIV on treatment: 64%
- Careseeking for child pneumonia: 54%
- Postnatal newborn care: 85%
- Women receive 4 antenatal care visits: 89%

Nutrition

- Early initiation of breastfeeding: 64%
- Exclusive breastfeeding: 31%
- Minimum acceptable diet: 54%

Early Learning

- Homes have children's books: 78%
- Children have support for learning: 4%
- Children have playthings at home: 11%
- Attendance in early childhood education: 19%



Responsive Caregiving

- Public information about ECD
- Parental mental health
- Parent support (groups, home visits)
- Quality child day care
- Comparative country data urgently needed

Security and Safety

- Birth registration: 94
- Positive discipline: no data
- Basic drinking water: 92
- Basic sanitation: 80

| Policies | |
|----------|-----------------------------------------------------------|
| ✗ | Paid maternity leave |
| ✗ | Paid paternity leave |
| ✓ | National minimum wage |
| ✗ | Child and family social protection |
| ✓ | International Code of Marketing of Breastmilk Substitutes |

| International Conventions | |
|---------------------------|------------------------------------------------------------------------------------------|
| ✓ | Convention on the Rights of the Child |
| ✓ | Convention on the Rights of People with Disabilities |
| ✓ | CRC Sale of Children, Child Prostitution & Child Pornography |
| ✗ | Convention on Protection of Children and Cooperation in Respect of Intercountry Adoption |



India

Countdown to 2030

Women's, Children's & Adolescents' Health

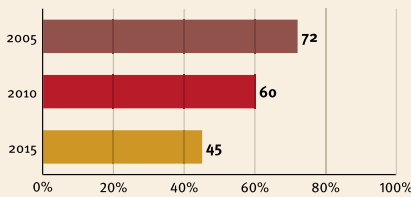
Demographics

| | |
|-------------------|------------------|
| Population | 1 324 171 000 |
| Annual births | 25 244 000 |
| Children under 5 | 119 998 000 (9%) |
| Under 5 mortality | 43/1 000 |

Threats to Early Childhood Development

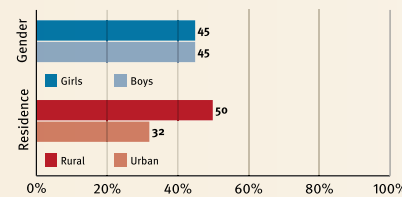
| | | | |
|--------------------|-------------|-------------------------------|---------|
| Maternal mortality | 174/100 000 | Young mothers (births by 18y) | 22% |
| Low birthweight | 28% | Preterm births | 13% |
| Child poverty | 14% | Under 5 stunting | 39% |
| Harsh punishment | no data | Inadequate supervision | no data |

Young children at risk of poor development

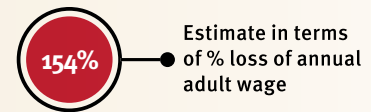


At risk in 2005, 2010 and 2015, using a composite indicator of under 5 stunting or poverty

Risks by gender and residence



Lifetime cost of growth deficit in early childhood



Support and services for Early Childhood Development: Nurturing Care

Parents and caregivers need a facilitating environment of laws, policies, services and community support to assist them to provide their young children with nurturing care.

Support and services for Early Childhood Development: Facilitating Environments

Health

- Pregant women living with HIV on treatment: 73%
- Careseeking for child pneumonia: 41%
- Postnatal newborn care: 62%
- Women receive 4 antenatal care visits: 51%

Nutrition

- Early initiation of breastfeeding: 42%
- Exclusive breastfeeding: 55%
- Minimum acceptable diet: 10%

Early Learning

- Children have support for learning: no data
- Children have playthings at home: no data
- Homes have children's books: no data
- Attendance in early childhood education: no data



Responsive Caregiving

- Public information about ECD
- Parental mental health
- Parent support (groups, home visits)
- Quality child day care
- Comparative country data urgently needed

Security and Safety

- Birth registration: 72%
- Positive discipline: no data
- Basic drinking water: 88%
- Basic sanitation: 44%

Policies

| | |
|-------------------------------------------------------------|------------------------|
| ✓ Paid maternity leave | ✗ Paid paternity leave |
| ✓ National minimum wage | |
| ✗ Child and family social protection | |
| ✓ International Code of Marketing of Breastmilk Substitutes | |

International Conventions

| |
|--------------------------------------------------------------------------------------------|
| ✓ Convention on the Rights of the Child |
| ✓ Convention on the Rights of People with Disabilities |
| ✓ CRC Sale of Children, Child Prostitution & Child Pornography |
| ✓ Convention on Protection of Children and Cooperation in Respect of Intercountry Adoption |



Indonesia

Countdown to 2030

Women's, Children's & Adolescents' Health

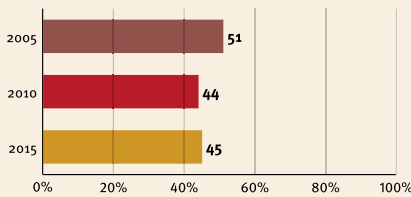
Demographics

| | |
|-------------------|------------------|
| Population | 261 115 000 |
| Annual births | 4 991 000 |
| Children under 5 | 24 822 000 (10%) |
| Under 5 mortality | 26/1 000 |

Threats to Early Childhood Development

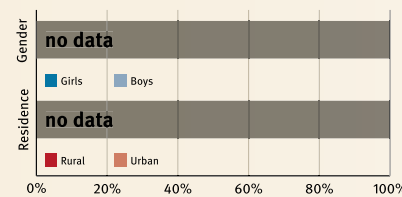
| | | | |
|--------------------|-------------|-------------------------------|---------|
| Maternal mortality | 126/100 000 | Young mothers (births by 18y) | 7% |
| Low birthweight | 9% | Preterm births | 15% |
| Child poverty | no data | Under 5 stunting | 36% |
| Harsh punishment | no data | Inadequate supervision | no data |

Young children at risk of poor development

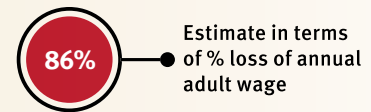


At risk in 2005, 2010 and 2015, using a composite indicator of under 5 stunting or poverty

Risks by gender and residence



Lifetime cost of growth deficit in early childhood



Support and services for Early Childhood Development: Nurturing Care

Parents and caregivers need a facilitating environment of laws, policies, services and community support to assist them to provide their young children with nurturing care.

Support and services for Early Childhood Development: Facilitating Environments

Health

- Pregant women living with HIV on treatment: 14%
- Careseeking for child pneumonia: 75%
- Postnatal newborn care: 90%
- Women receive 4 antenatal care visits: 84%

Nutrition

- Early initiation of breastfeeding: 49%
- Exclusive breastfeeding: 42%
- Minimum acceptable diet: 37%

Early Learning

- Children have support for learning: no data
- Children have playthings at home: no data
- Homes have children's books: no data
- Attendance in early childhood education: 17%



Responsive Caregiving

- Public information about ECD
- Parental mental health
- Parent support (groups, home visits)
- Quality child day care
- Comparative country data urgently needed

Security and Safety

- Birth registration: 73%
- Positive discipline: no data
- Basic drinking water: 90%
- Basic sanitation: 68%

Policies

| | |
|-------------------------------------------------------------|------------------------|
| ✗ Paid maternity leave | ✓ Paid paternity leave |
| ✓ National minimum wage | |
| ✓ Child and family social protection | |
| ✓ International Code of Marketing of Breastmilk Substitutes | |

International Conventions

| |
|--------------------------------------------------------------------------------------------|
| ✓ Convention on the Rights of the Child |
| ✓ Convention on the Rights of People with Disabilities |
| ✓ CRC Sale of Children, Child Prostitution & Child Pornography |
| ✗ Convention on Protection of Children and Cooperation in Respect of Intercountry Adoption |



Iran

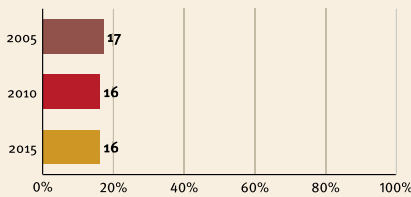
Demographics

| | |
|-------------------|----------------|
| Population | 80 277 000 |
| Annual births | 1 355 000 |
| Children under 5 | 6 823 000 (8%) |
| Under 5 mortality | 15/1 000 |

Threats to Early Childhood Development

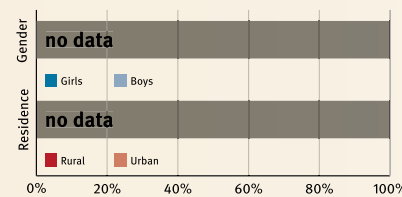
| | | | |
|--------------------|------------|-------------------------------|-----|
| Maternal mortality | 25/100 000 | Young mothers (births by 18y) | 5% |
| Low birthweight | 8% | Preterm births | 13% |
| Child poverty | no data | Under 5 stunting | 16% |
| Harsh punishment | no data | Inadequate supervision | 70% |

Young children at risk of poor development



At risk in 2005, 2010 and 2015, using a composite indicator of under 5 stunting or poverty

Risks by gender and residence



Lifetime cost of growth deficit in early childhood



Estimate in terms of % loss of annual adult wage

Support and services for Early Childhood Development: Nurturing Care

Parents and caregivers need a facilitating environment of laws, policies, services and community support to assist them to provide their young children with nurturing care.

Support and services for Early Childhood Development: Facilitating Environments

Health

- Pregant women living with HIV on treatment: 94%
- Careseeking for child pneumonia: 76%
- Women receive 4 antenatal care visits: 51%
- Postnatal newborn care: no data

Nutrition

- Early initiation of breastfeeding: 69%
- Exclusive breastfeeding: 52%
- Minimum acceptable diet: no data

Early Learning

- Homes have children's books: 67%
- Children have support for learning: 15%
- Children have playthings at home: 36%
- Attendance in early childhood education: 20%



Responsive Caregiving

- Public information about ECD
- Parental mental health
- Parent support (groups, home visits)
- Quality child day care
- Comparative country data urgently needed

Security and Safety

- Birth registration: 99%
- Positive discipline: no data
- Basic drinking water: 95%
- Basic sanitation: 88%

Policies

| | | | |
|---|-----------------------------------------------------------|---|----------------------|
| ✗ | Paid maternity leave | ✗ | Paid paternity leave |
| ✓ | National minimum wage | | |
| ✗ | Child and family social protection | | |
| ✓ | International Code of Marketing of Breastmilk Substitutes | | |

International Conventions

| | |
|---|------------------------------------------------------------------------------------------|
| ✓ | Convention on the Rights of the Child |
| ✓ | Convention on the Rights of People with Disabilities |
| ✓ | CRC Sale of Children, Child Prostitution & Child Pornography |
| ✗ | Convention on Protection of Children and Cooperation in Respect of Intercountry Adoption |



Iraq

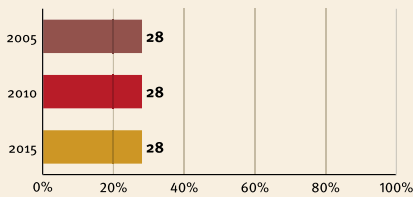
Demographics

| | |
|-------------------|-----------------|
| Population | 37 203 000 |
| Annual births | 1 212 000 |
| Children under 5 | 5 738 000 (15%) |
| Under 5 mortality | 31/1 000 |

Threats to Early Childhood Development

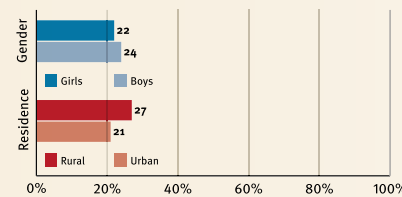
| | | | |
|--------------------|------------|-------------------------------|-----|
| Maternal mortality | 50/100 000 | Young mothers (births by 18y) | 12% |
| Low birthweight | 13% | Preterm births | 7% |
| Child poverty | 2% | Under 5 stunting | 26% |
| Harsh punishment | 79% | Inadequate supervision | 58% |

Young children at risk of poor development

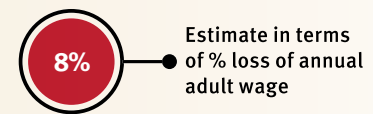


At risk in 2005, 2010 and 2015, using a composite indicator of under 5 stunting or poverty

Risks by gender and residence



Lifetime cost of growth deficit in early childhood



Support and services for Early Childhood Development: Nurturing Care

Parents and caregivers need a facilitating environment of laws, policies, services and community support to assist them to provide their young children with nurturing care.

Support and services for Early Childhood Development: Facilitating Environments

Health

- Pregant women living with HIV on treatment: 74%
- Careseeking for child pneumonia: no data
- Postnatal newborn care: no data
- Women receive 4 antenatal care visits: 50%

Nutrition

- Early initiation of breastfeeding: 43%
- Exclusive breastfeeding: 20%
- Minimum acceptable diet: no data

Early Learning

- Homes have children's books: 34%
- Children have support for learning: 8%
- Children have playthings at home: 5%
- Attendance in early childhood education: 4%



Responsive Caregiving

- Public information about ECD
- Parental mental health
- Parent support (groups, home visits)
- Quality child day care
- Comparative country data urgently needed

Security and Safety

- Birth registration: 99%
- Positive discipline: 95%
- Basic drinking water: 86%
- Basic sanitation: 86%

Policies

| | |
|-------------------------------------------------------------|------------------------|
| ✓ Paid maternity leave | ✗ Paid paternity leave |
| ✓ National minimum wage | |
| ✓ Child and family social protection | |
| ✓ International Code of Marketing of Breastmilk Substitutes | |

International Conventions

| |
|--------------------------------------------------------------------------------------------|
| ✓ Convention on the Rights of the Child |
| ✓ Convention on the Rights of People with Disabilities |
| ✓ CRC Sale of Children, Child Prostitution & Child Pornography |
| ✗ Convention on Protection of Children and Cooperation in Respect of Intercountry Adoption |



Jamaica

Countdown to 2030

Women's, Children's & Adolescents' Health

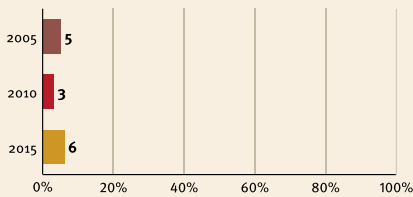
Demographics

| | |
|-------------------|--------------|
| Population | 2 881 000 |
| Annual births | 48 000 |
| Children under 5 | 205 000 (7%) |
| Under 5 mortality | 15/1 000 |

Threats to Early Childhood Development

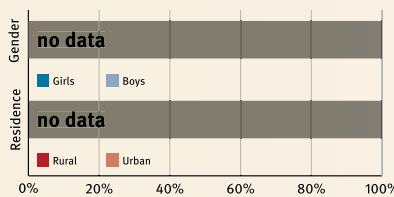
| | | | |
|--------------------|------------|-------------------------------|-----|
| Maternal mortality | 89/100 000 | Young mothers (births by 18y) | 1% |
| Low birthweight | 13% | Preterm births | 10% |
| Child poverty | no data | Under 5 stunting | 6% |
| Harsh punishment | 85% | Inadequate supervision | 88% |

Young children at risk of poor development



At risk in 2005, 2010 and 2015, using a composite indicator of under 5 stunting or poverty

Risks by gender and residence



Lifetime cost of growth deficit in early childhood



Estimate in terms of % loss of annual adult wage

Support and services for Early Childhood Development: Nurturing Care

Parents and caregivers need a facilitating environment of laws, policies, services and community support to assist them to provide their young children with nurturing care.

Support and services for Early Childhood Development: Facilitating Environments

Health

- Pregant women living with HIV on treatment: 82%
- Careseeking for child pneumonia: >95%
- Postnatal newborn care: no data
- Women receive 4 antenatal care visits: 86%

Nutrition

- Early initiation of breastfeeding: 65%
- Exclusive breastfeeding: 24%
- Minimum acceptable diet: no data

Early Learning

- Homes have children's books: 61%
- Children have support for learning: 2%
- Children have playthings at home: 55%
- Attendance in early childhood education: 92%



Responsive Caregiving

- Public information about ECD
- Parental mental health
- Parent support (groups, home visits)
- Quality child day care
- Comparative country data urgently needed

Security and Safety

- Birth registration: 100%
- Positive discipline: 89%
- Basic drinking water: 93%
- Basic sanitation: 85%

Policies

| | | | |
|---|-----------------------------------------------------------|---|----------------------|
| ✗ | Paid maternity leave | ✗ | Paid paternity leave |
| ✓ | National minimum wage | | |
| ✓ | Child and family social protection | | |
| ✗ | International Code of Marketing of Breastmilk Substitutes | | |

International Conventions

| | |
|---|------------------------------------------------------------------------------------------|
| ✓ | Convention on the Rights of the Child |
| ✓ | Convention on the Rights of People with Disabilities |
| ✓ | CRC Sale of Children, Child Prostitution & Child Pornography |
| ✗ | Convention on Protection of Children and Cooperation in Respect of Intercountry Adoption |



Kenya

Countdown to 2030

Women's, Children's & Adolescents' Health

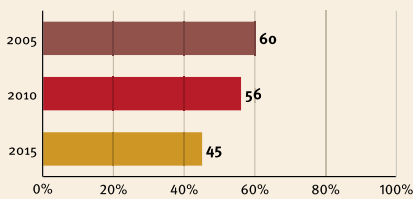
Demographics

| | |
|-------------------|-----------------|
| Population | 48 462 000 |
| Annual births | 1 504 000 |
| Children under 5 | 7 023 000 (14%) |
| Under 5 mortality | 49/1 000 |

Threats to Early Childhood Development

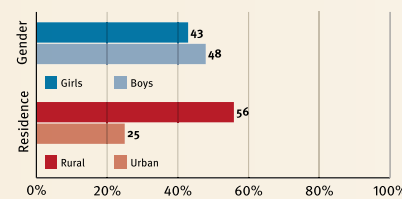
| | | | |
|--------------------|-------------|-------------------------------|---------|
| Maternal mortality | 510/100 000 | Young mothers (births by 18y) | 23% |
| Low birthweight | 8% | Preterm births | 12% |
| Child poverty | 29% | Under 5 stunting | 26% |
| Harsh punishment | no data | Inadequate supervision | no data |

Young children at risk of poor development



At risk in 2005, 2010 and 2015, using a composite indicator of under 5 stunting or poverty

Risks by gender and residence



Lifetime cost of growth deficit in early childhood

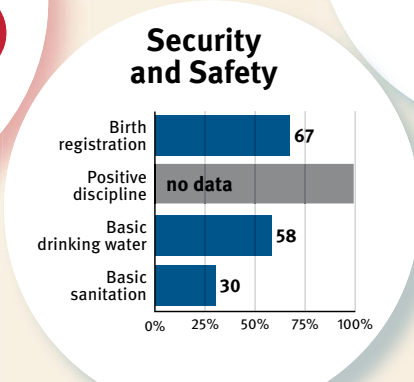
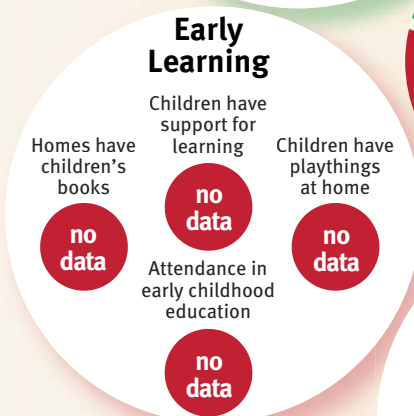
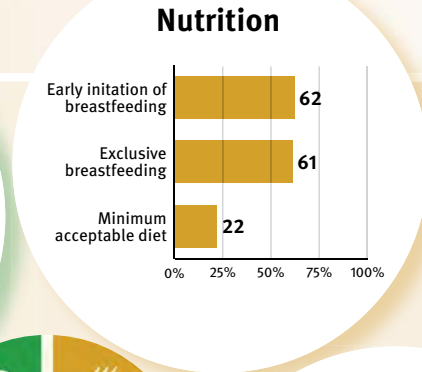
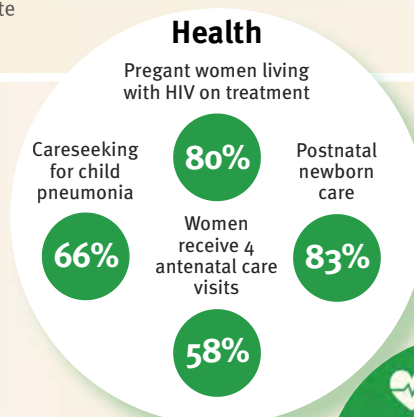


Estimate in terms of % loss of annual adult wage

Support and services for Early Childhood Development: Nurturing Care

Parents and caregivers need a facilitating environment of laws, policies, services and community support to assist them to provide their young children with nurturing care.

Support and services for Early Childhood Development: Facilitating Environments



Policies

| | | | |
|---|-----------------------------------------------------------|---|----------------------|
| ✗ | Paid maternity leave | ✓ | Paid paternity leave |
| ✓ | National minimum wage | | |
| ✗ | Child and family social protection | | |
| ✓ | International Code of Marketing of Breastmilk Substitutes | | |

International Conventions

| | |
|---|------------------------------------------------------------------------------------------|
| ✓ | Convention on the Rights of the Child |
| ✓ | Convention on the Rights of People with Disabilities |
| ✓ | CRC Sale of Children, Child Prostitution & Child Pornography |
| ✓ | Convention on Protection of Children and Cooperation in Respect of Intercountry Adoption |



Kyrgyzstan

Countdown to 2030

Women's, Children's & Adolescents' Health

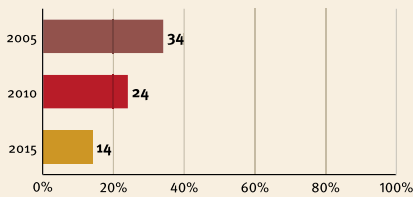
Demographics

| | |
|-------------------|---------------|
| Population | 5 956 000 |
| Annual births | 152 000 |
| Children under 5 | 760 000 (13%) |
| Under 5 mortality | 21/1 000 |

Threats to Early Childhood Development

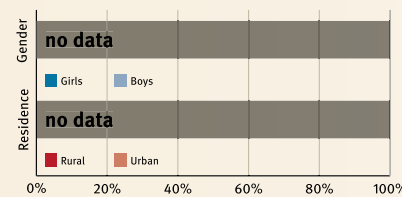
| | | | |
|--------------------|------------|-------------------------------|-----|
| Maternal mortality | 76/100 000 | Young mothers (births by 18y) | 4% |
| Low birthweight | 6% | Preterm births | 10% |
| Child poverty | 1% | Under 5 stunting | 13% |
| Harsh punishment | 57% | Inadequate supervision | 72% |

Young children at risk of poor development



At risk in 2005, 2010 and 2015, using a composite indicator of under 5 stunting or poverty

Risks by gender and residence



Lifetime cost of growth deficit in early childhood



Estimate in terms of % loss of annual adult wage

Support and services for Early Childhood Development: Nurturing Care

Parents and caregivers need a facilitating environment of laws, policies, services and community support to assist them to provide their young children with nurturing care.

Support and services for Early Childhood Development: Facilitating Environments

Health

- Pregant women living with HIV on treatment: 95%
- Careseeking for child pneumonia: 60%
- Postnatal newborn care: 98%
- Women receive 4 antenatal care visits: no data

Nutrition

- Early initiation of breastfeeding: 83%
- Exclusive breastfeeding: 41%
- Minimum acceptable diet: 36%

Early Learning

- Homes have children's books: 59%
- Children have support for learning: 5%
- Children have playthings at home: 27%
- Attendance in early childhood education: 23%



Responsive Caregiving

- Public information about ECD
- Parental mental health
- Parent support (groups, home visits)
- Quality child day care
- Comparative country data urgently needed

Security and Safety

- Birth registration: 98%
- Positive discipline: 89%
- Basic drinking water: 87%
- Basic sanitation: 97%

Policies

| | |
|-------------------------------------------------------------|------------------------|
| ✓ Paid maternity leave | ✗ Paid paternity leave |
| ✗ National minimum wage | |
| ✓ Child and family social protection | |
| ✓ International Code of Marketing of Breastmilk Substitutes | |

International Conventions

| |
|--------------------------------------------------------------------------------------------|
| ✓ Convention on the Rights of the Child |
| ✓ Convention on the Rights of People with Disabilities |
| ✓ CRC Sale of Children, Child Prostitution & Child Pornography |
| ✓ Convention on Protection of Children and Cooperation in Respect of Intercountry Adoption |



Lao People's Democratic Rep.

Countdown to 2030

Women's, Children's & Adolescents' Health

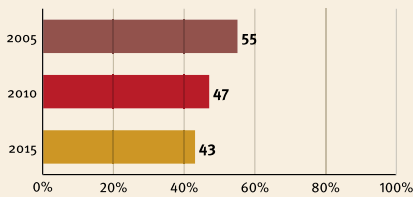
Demographics

| | |
|-------------------|---------------|
| Population | 6 758 000 |
| Annual births | 163 000 |
| Children under 5 | 766 000 (11%) |
| Under 5 mortality | 64/1 000 |

Threats to Early Childhood Development

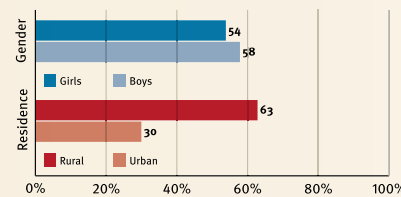
| | | | |
|--------------------|-------------|-------------------------------|-----|
| Maternal mortality | 197/100 000 | Young mothers (births by 18y) | 18% |
| Low birthweight | 15% | Preterm births | 11% |
| Child poverty | 30% | Under 5 stunting | 41% |
| Harsh punishment | 76% | Inadequate supervision | 57% |

Young children at risk of poor development

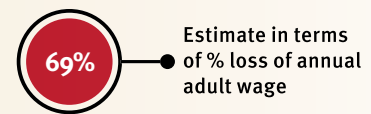


At risk in 2005, 2010 and 2015, using a composite indicator of under 5 stunting or poverty

Risks by gender and residence



Lifetime cost of growth deficit in early childhood



Support and services for Early Childhood Development: Nurturing Care

Parents and caregivers need a facilitating environment of laws, policies, services and community support to assist them to provide their young children with nurturing care.

Support and services for Early Childhood Development: Facilitating Environments

Health

- Pregant women living with HIV on treatment: 50%
- Careseeking for child pneumonia: 54%
- Postnatal newborn care: 40%
- Women receive 4 antenatal care visits: 37%

Nutrition

- Early initiation of breastfeeding: 39%
- Exclusive breastfeeding: 40%
- Minimum acceptable diet: no data

Early Learning

- Homes have children's books: 41%
- Children have support for learning: 14%
- Children have playthings at home: 5%
- Attendance in early childhood education: 23%



Responsive Caregiving

- Public information about ECD
- Parental mental health
- Parent support (groups, home visits)
- Quality child day care
- Comparative country data urgently needed

Security and Safety

- Birth registration: 75%
- Positive discipline: 79%
- Basic drinking water: 80%
- Basic sanitation: 73%

Policies

| | | | |
|---------|-----------------------------------------------------------|---------|----------------------|
| ✓ | Paid maternity leave | no data | Paid paternity leave |
| no data | National minimum wage | | |
| ✗ | Child and family social protection | | |
| ✓ | International Code of Marketing of Breastmilk Substitutes | | |

International Conventions

| | |
|---|------------------------------------------------------------------------------------------|
| ✓ | Convention on the Rights of the Child |
| ✓ | Convention on the Rights of People with Disabilities |
| ✓ | CRC Sale of Children, Child Prostitution & Child Pornography |
| ✗ | Convention on Protection of Children and Cooperation in Respect of Intercountry Adoption |



Lesotho

Countdown to 2030

Women's, Children's & Adolescents' Health

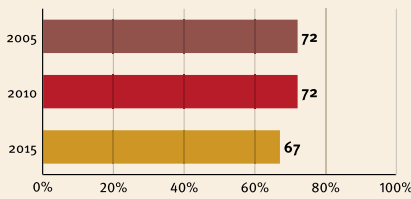
Demographics

| | |
|-------------------|---------------|
| Population | 2 204 000 |
| Annual births | 61 000 |
| Children under 5 | 286 000 (13%) |
| Under 5 mortality | 94/1 000 |

Threats to Early Childhood Development

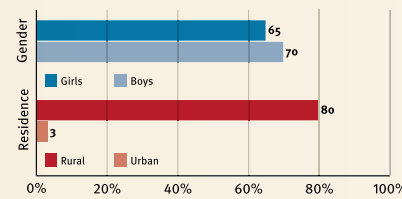
| | | | |
|--------------------|-------------|-------------------------------|---------|
| Maternal mortality | 487/100 000 | Young mothers (births by 18y) | 14% |
| Low birthweight | 11% | Preterm births | 12% |
| Child poverty | 54% | Under 5 stunting | 33% |
| Harsh punishment | no data | Inadequate supervision | no data |

Young children at risk of poor development

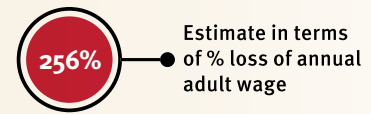


At risk in 2005, 2010 and 2015, using a composite indicator of under 5 stunting or poverty

Risks by gender and residence



Lifetime cost of growth deficit in early childhood



Support and services for Early Childhood Development: Nurturing Care

Parents and caregivers need a facilitating environment of laws, policies, services and community support to assist them to provide their young children with nurturing care.

Support and services for Early Childhood Development: Facilitating Environments

Health

- Pregant women living with HIV on treatment: 66%
- Careseeking for child pneumonia: 63%
- Postnatal newborn care: 62%
- Women receive 4 antenatal care visits: 74%

Nutrition

- Early initiation of breastfeeding: 65%
- Exclusive breastfeeding: 67%
- Minimum acceptable diet: 11%

Early Learning

- Children have support for learning: no data
- Children have playthings at home: no data
- Homes have children's books: no data
- Attendance in early childhood education: no data



Responsive Caregiving

- Public information about ECD
- Parental mental health
- Parent support (groups, home visits)
- Quality child day care
- Comparative country data urgently needed

Security and Safety

- Birth registration: 43%
- Positive discipline: no data
- Basic drinking water: 72%
- Basic sanitation: 44%

Policies

| | | | |
|---|-----------------------------------------------------------|---|----------------------|
| ✗ | Paid maternity leave | ✗ | Paid paternity leave |
| ✓ | National minimum wage | | |
| ✗ | Child and family social protection | | |
| ✗ | International Code of Marketing of Breastmilk Substitutes | | |

International Conventions

| | |
|---|------------------------------------------------------------------------------------------|
| ✓ | Convention on the Rights of the Child |
| ✓ | Convention on the Rights of People with Disabilities |
| ✓ | CRC Sale of Children, Child Prostitution & Child Pornography |
| ✓ | Convention on Protection of Children and Cooperation in Respect of Intercountry Adoption |



Liberia

Countdown to 2030

Women's, Children's & Adolescents' Health

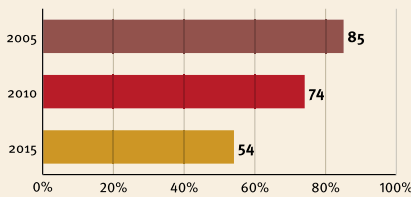
Demographics

| | |
|-------------------|---------------|
| Population | 4 614 000 |
| Annual births | 157 000 |
| Children under 5 | 715 000 (15%) |
| Under 5 mortality | 67/1 000 |

Threats to Early Childhood Development

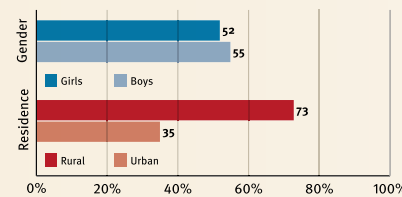
| | | | |
|--------------------|-------------|-------------------------------|---------|
| Maternal mortality | 725/100 000 | Young mothers (births by 18y) | 37% |
| Low birthweight | 14% | Preterm births | 14% |
| Child poverty | 35% | Under 5 stunting | 30% |
| Harsh punishment | 90% | Inadequate supervision | no data |

Young children at risk of poor development

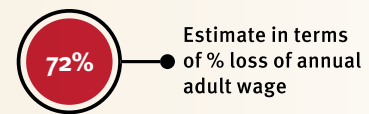


At risk in 2005, 2010 and 2015, using a composite indicator of under 5 stunting or poverty

Risks by gender and residence



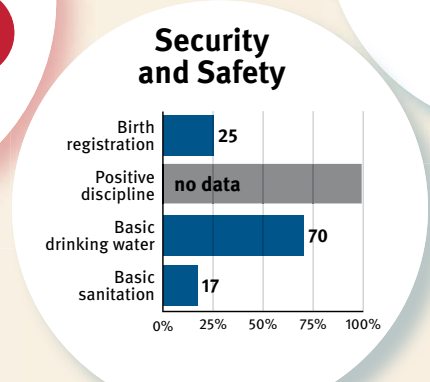
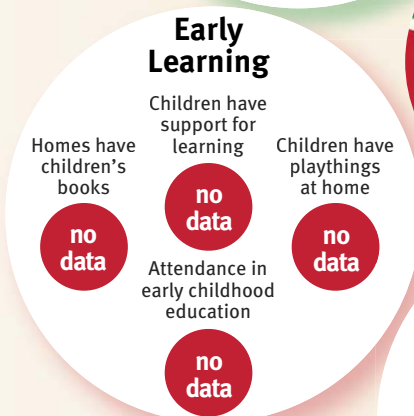
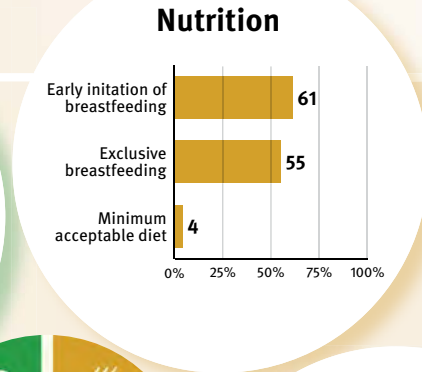
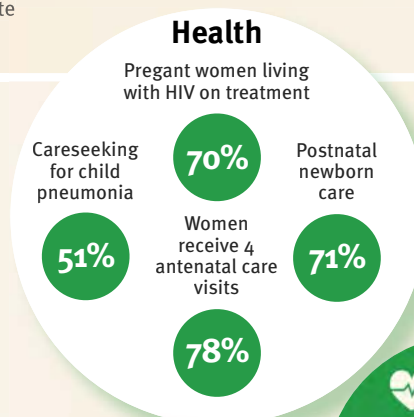
Lifetime cost of growth deficit in early childhood



Support and services for Early Childhood Development: Nurturing Care

Parents and caregivers need a facilitating environment of laws, policies, services and community support to assist them to provide their young children with nurturing care.

Support and services for Early Childhood Development: Facilitating Environments



Policies

| | |
|-------------------------------------------------------------|------------------------|
| ✓ Paid maternity leave | ✗ Paid paternity leave |
| ✓ National minimum wage | |
| ✗ Child and family social protection | |
| ✗ International Code of Marketing of Breastmilk Substitutes | |

International Conventions

| |
|--------------------------------------------------------------------------------------------|
| ✓ Convention on the Rights of the Child |
| ✓ Convention on the Rights of People with Disabilities |
| ✓ CRC Sale of Children, Child Prostitution & Child Pornography |
| ✗ Convention on Protection of Children and Cooperation in Respect of Intercountry Adoption |



Madagascar

Countdown to 2030

Women's, Children's & Adolescents' Health

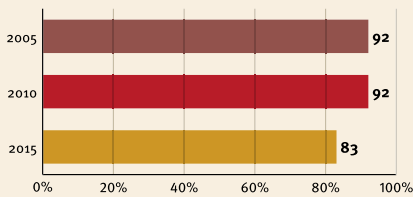
Demographics

| | |
|-------------------|-----------------|
| Population | 24 895 000 |
| Annual births | 812 000 |
| Children under 5 | 3 769 000 (15%) |
| Under 5 mortality | 46/1 000 |

Threats to Early Childhood Development

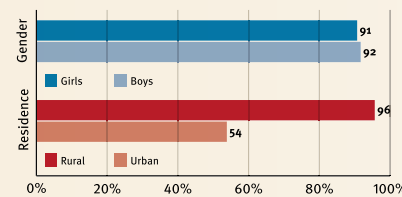
| | | | |
|--------------------|-------------|-------------------------------|---------|
| Maternal mortality | 353/100 000 | Young mothers (births by 18y) | 36% |
| Low birthweight | 16% | Preterm births | 14% |
| Child poverty | 86% | Under 5 stunting | 47% |
| Harsh punishment | no data | Inadequate supervision | no data |

Young children at risk of poor development



At risk in 2005, 2010 and 2015, using a composite indicator of under 5 stunting or poverty

Risks by gender and residence



Lifetime cost of growth deficit in early childhood

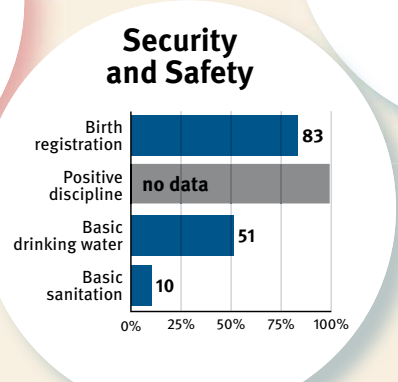
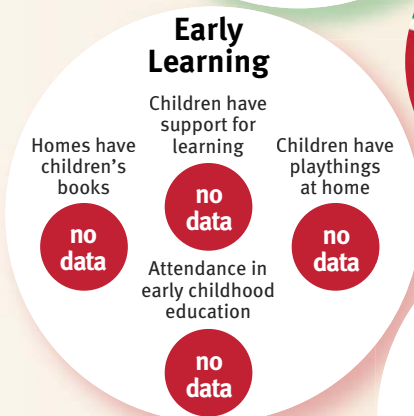
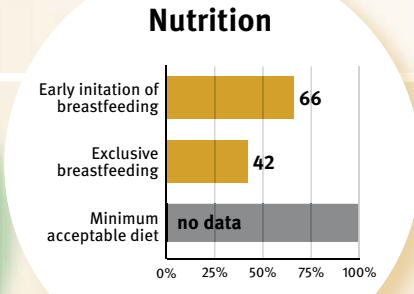
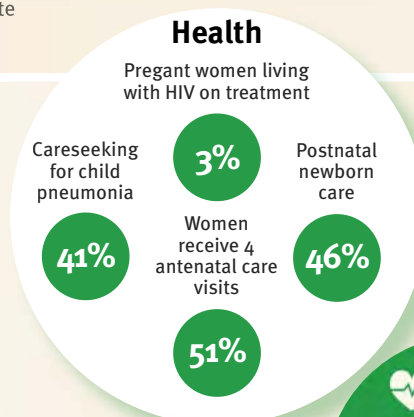


Estimate in terms of % loss of annual adult wage

Support and services for Early Childhood Development: Nurturing Care

Parents and caregivers need a facilitating environment of laws, policies, services and community support to assist them to provide their young children with nurturing care.

Support and services for Early Childhood Development: Facilitating Environments



Policies

| | | | |
|---|-----------------------------------------------------------|---|----------------------|
| ✗ | Paid maternity leave | ✗ | Paid paternity leave |
| ✓ | National minimum wage | | |
| ✗ | Child and family social protection | | |
| ✓ | International Code of Marketing of Breastmilk Substitutes | | |

International Conventions

| | |
|---|------------------------------------------------------------------------------------------|
| ✓ | Convention on the Rights of the Child |
| ✓ | Convention on the Rights of People with Disabilities |
| ✓ | CRC Sale of Children, Child Prostitution & Child Pornography |
| ✓ | Convention on Protection of Children and Cooperation in Respect of Intercountry Adoption |



Malawi

Countdown to 2030

Women's, Children's & Adolescents' Health

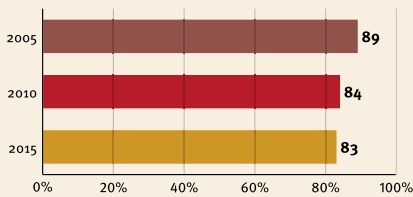
Demographics

| | |
|-------------------|-----------------|
| Population | 18 092 000 |
| Annual births | 653 000 |
| Children under 5 | 2 908 000 (16%) |
| Under 5 mortality | 55/1 000 |

Threats to Early Childhood Development

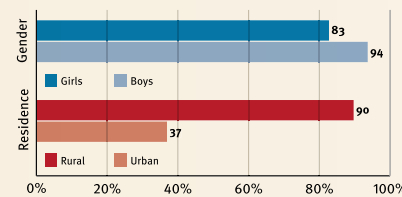
| | | | |
|--------------------|-------------|-------------------------------|-----|
| Maternal mortality | 634/100 000 | Young mothers (births by 18y) | 31% |
| Low birthweight | 14% | Preterm births | 18% |
| Child poverty | 73% | Under 5 stunting | 37% |
| Harsh punishment | 72% | Inadequate supervision | 29% |

Young children at risk of poor development

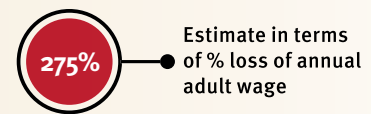


At risk in 2005, 2010 and 2015, using a composite indicator of under 5 stunting or poverty

Risks by gender and residence



Lifetime cost of growth deficit in early childhood



Support and services for Early Childhood Development: Nurturing Care

Parents and caregivers need a facilitating environment of laws, policies, services and community support to assist them to provide their young children with nurturing care.

Support and services for Early Childhood Development: Facilitating Environments

Health

- Pregant women living with HIV on treatment: 51%
- Careseeking for child pneumonia: 78%
- Women receive 4 antenatal care visits: 84%
- Postnatal newborn care: 42%

Nutrition

| | |
|-----------------------------------|----|
| Early initiation of breastfeeding | 76 |
| Exclusive breastfeeding | 61 |
| Minimum acceptable diet | 8 |

Early Learning

- Homes have children's books: 45%
- Children have support for learning: 37%
- Attendance in early childhood education: 39%
- Children have playthings at home: 1%



Responsive Caregiving

- Public information about ECD
- Parental mental health
- Parent support (groups, home visits)
- Quality child day care
- Comparative country data urgently needed

Security and Safety

| | |
|----------------------|---------|
| Birth registration | 67 |
| Positive discipline | no data |
| Basic drinking water | 67 |
| Basic sanitation | 44 |

Policies

| | | | |
|---|-----------------------------------------------------------|---|----------------------|
| ✗ | Paid maternity leave | ✗ | Paid paternity leave |
| ✗ | National minimum wage | | |
| ✗ | Child and family social protection | | |
| ✓ | International Code of Marketing of Breastmilk Substitutes | | |

International Conventions

| | |
|---|------------------------------------------------------------------------------------------|
| ✓ | Convention on the Rights of the Child |
| ✓ | Convention on the Rights of People with Disabilities |
| ✓ | CRC Sale of Children, Child Prostitution & Child Pornography |
| ✗ | Convention on Protection of Children and Cooperation in Respect of Intercountry Adoption |



Mali

Countdown to 2030

Women's, Children's & Adolescents' Health

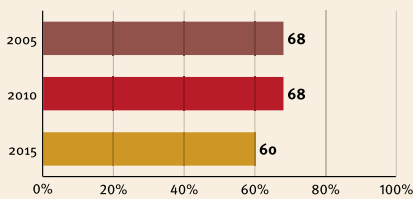
Demographics

| | |
|-------------------|-----------------|
| Population | 17 995 000 |
| Annual births | 758 000 |
| Children under 5 | 3 332 000 (19%) |
| Under 5 mortality | 111/1 000 |

Threats to Early Childhood Development

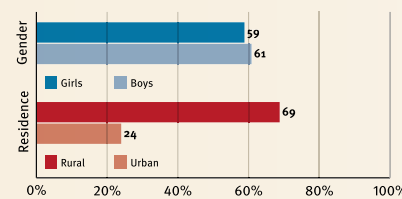
| | | | |
|--------------------|-------------|-------------------------------|-----|
| Maternal mortality | 587/100 000 | Young mothers (births by 18y) | 37% |
| Low birthweight | 18% | Preterm births | 12% |
| Child poverty | 53% | Under 5 stunting | 30% |
| Harsh punishment | 73% | Inadequate supervision | 55% |

Young children at risk of poor development

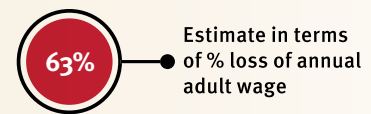


At risk in 2005, 2010 and 2015, using a composite indicator of under 5 stunting or poverty

Risks by gender and residence



Lifetime cost of growth deficit in early childhood



Support and services for Early Childhood Development: Nurturing Care

Parents and caregivers need a facilitating environment of laws, policies, services and community support to assist them to provide their young children with nurturing care.

Support and services for Early Childhood Development: Facilitating Environments

Health

- Pregant women living with HIV on treatment: 35%
- Careseeking for child pneumonia: 23%
- Postnatal newborn care: 58%
- Women receive 4 antenatal care visits: 38%

Nutrition

- Early initiation of breastfeeding: 53%
- Exclusive breastfeeding: 33%
- Minimum acceptable diet: 3%

Early Learning

- Homes have children's books: 52%
- Children have support for learning: 32%
- Children have playthings at home: 0%
- Attendance in early childhood education: 5%



Responsive Caregiving

- Public information about ECD
- Parental mental health
- Parent support (groups, home visits)
- Quality child day care
- Comparative country data urgently needed

Security and Safety

- Birth registration: 87%
- Positive discipline: no data
- Basic drinking water: 74%
- Basic sanitation: 31%

Policies

| | |
|-------------------------------------------------------------|------------------------|
| ✓ Paid maternity leave | ✓ Paid paternity leave |
| ✓ National minimum wage | |
| ✗ Child and family social protection | |
| ✓ International Code of Marketing of Breastmilk Substitutes | |

International Conventions

| |
|--------------------------------------------------------------------------------------------|
| ✓ Convention on the Rights of the Child |
| ✓ Convention on the Rights of People with Disabilities |
| ✓ CRC Sale of Children, Child Prostitution & Child Pornography |
| ✓ Convention on Protection of Children and Cooperation in Respect of Intercountry Adoption |



Mauritania

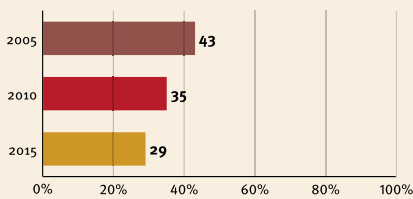
Demographics

| | |
|-------------------|---------------|
| Population | 4 301 000 |
| Annual births | 145 000 |
| Children under 5 | 655 000 (15%) |
| Under 5 mortality | 81/1 000 |

Threats to Early Childhood Development

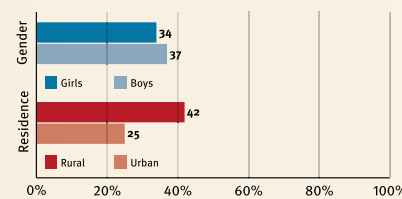
| | | | |
|--------------------|-------------|-------------------------------|-----|
| Maternal mortality | 602/100 000 | Young mothers (births by 18y) | 22% |
| Low birthweight | 35% | Preterm births | 15% |
| Child poverty | 10% | Under 5 stunting | 28% |
| Harsh punishment | 80% | Inadequate supervision | 44% |

Young children at risk of poor development



At risk in 2005, 2010 and 2015, using a composite indicator of under 5 stunting or poverty

Risks by gender and residence



Lifetime cost of growth deficit in early childhood



Estimate in terms of % loss of annual adult wage

Support and services for Early Childhood Development: Nurturing Care

Parents and caregivers need a facilitating environment of laws, policies, services and community support to assist them to provide their young children with nurturing care.

Support and services for Early Childhood Development: Facilitating Environments

Health

- Pregant women living with HIV on treatment: 34%
- Careseeking for child pneumonia: 34%
- Postnatal newborn care: 57%
- Women receive 4 antenatal care visits: 63%

Nutrition

- Early initiation of breastfeeding: 62%
- Exclusive breastfeeding: 41%
- Minimum acceptable diet: no data

Early Learning

- Homes have children's books: 33%
- Children have support for learning: 34%
- Children have playthings at home: 1%
- Attendance in early childhood education: 12%



Responsive Caregiving

- Public information about ECD
- Parental mental health
- Parent support (groups, home visits)
- Quality child day care
- Comparative country data urgently needed

Security and Safety

- Birth registration: 66%
- Positive discipline: no data
- Basic drinking water: 70%
- Basic sanitation: 45%

Policies

| | |
|-------------------------------------------------------------|------------------------|
| ✓ Paid maternity leave | ✓ Paid paternity leave |
| ✓ National minimum wage | |
| ✗ Child and family social protection | |
| ✗ International Code of Marketing of Breastmilk Substitutes | |

International Conventions

| |
|--------------------------------------------------------------------------------------------|
| ✓ Convention on the Rights of the Child |
| ✓ Convention on the Rights of People with Disabilities |
| ✓ CRC Sale of Children, Child Prostitution & Child Pornography |
| ✗ Convention on Protection of Children and Cooperation in Respect of Intercountry Adoption |



Mexico

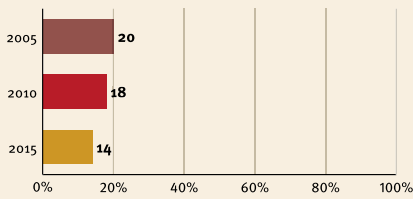
Demographics

| | |
|-------------------|-----------------|
| Population | 127 540 000 |
| Annual births | 2 330 000 |
| Children under 5 | 11 581 000 (9%) |
| Under 5 mortality | 15/1 000 |

Threats to Early Childhood Development

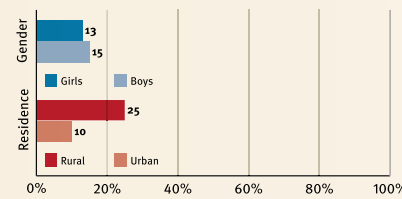
| | | | |
|--------------------|------------|-------------------------------|-----|
| Maternal mortality | 38/100 000 | Young mothers (births by 18y) | 21% |
| Low birthweight | 9% | Preterm births | 7% |
| Child poverty | 3% | Under 5 stunting | 12% |
| Harsh punishment | 63% | Inadequate supervision | 76% |

Young children at risk of poor development

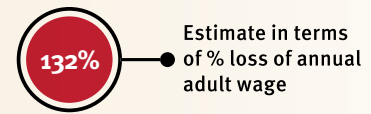


At risk in 2005, 2010 and 2015, using a composite indicator of under 5 stunting or poverty

Risks by gender and residence



Lifetime cost of growth deficit in early childhood



Support and services for Early Childhood Development: Nurturing Care

Parents and caregivers need a facilitating environment of laws, policies, services and community support to assist them to provide their young children with nurturing care.

Support and services for Early Childhood Development: Facilitating Environments

Health

- Pregant women living with HIV on treatment: 73%
- Careseeking for child pneumonia: 58%
- Postnatal newborn care: 95%
- Women receive 4 antenatal care visits: 94%

Nutrition

- Early initiation of breastfeeding: 51%
- Exclusive breastfeeding: 31%
- Minimum acceptable diet: 53%

Early Learning

- Homes have children's books: 76%
- Children have support for learning: 5%
- Children have playthings at home: 35%
- Attendance in early childhood education: 60%



Responsive Caregiving

- Public information about ECD
- Parental mental health
- Parent support (groups, home visits)
- Quality child day care
- Comparative country data urgently needed

Security and Safety

- Birth registration: 95%
- Positive discipline: no data
- Basic drinking water: 98%
- Basic sanitation: 89%

Policies

| | |
|-------------------------------------------------------------|------------------------|
| ✗ Paid maternity leave | ✓ Paid paternity leave |
| ✓ National minimum wage | |
| ✓ Child and family social protection | |
| ✓ International Code of Marketing of Breastmilk Substitutes | |

International Conventions

| |
|--------------------------------------------------------------------------------------------|
| ✓ Convention on the Rights of the Child |
| ✓ Convention on the Rights of People with Disabilities |
| ✓ CRC Sale of Children, Child Prostitution & Child Pornography |
| ✓ Convention on Protection of Children and Cooperation in Respect of Intercountry Adoption |



Micronesia

Countdown to 2030

Women's, Children's & Adolescents' Health

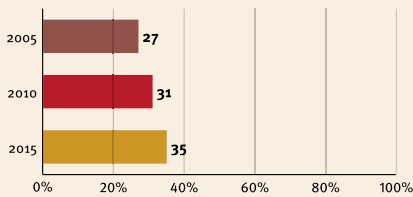
Demographics

| | |
|-------------------|--------------|
| Population | 105 000 |
| Annual births | 2 000 |
| Children under 5 | 12 000 (11%) |
| Under 5 mortality | 33/1 000 |

Threats to Early Childhood Development

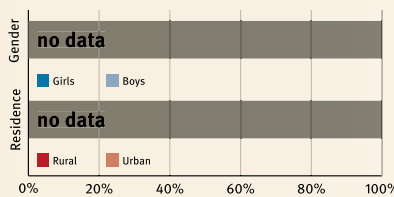
| | | | |
|--------------------|-------------|-------------------------------|---------|
| Maternal mortality | 100/100 000 | Young mothers (births by 18y) | no data |
| Low birthweight | 11% | Preterm births | 11% |
| Child poverty | no data | Under 5 stunting | 23% |
| Harsh punishment | no data | Inadequate supervision | no data |

Young children at risk of poor development



At risk in 2005, 2010 and 2015, using a composite indicator of under 5 stunting or poverty

Risks by gender and residence



Lifetime cost of growth deficit in early childhood



Estimate in terms of % loss of annual adult wage

Support and services for Early Childhood Development: Nurturing Care

Parents and caregivers need a facilitating environment of laws, policies, services and community support to assist them to provide their young children with nurturing care.

Support and services for Early Childhood Development: Facilitating Environments

Health

- Pregant women living with HIV on treatment: no data
- Careseeking for child pneumonia: no data
- Postnatal newborn care: no data
- Women receive 4 antenatal care visits: no data

Nutrition

- Early initiation of breastfeeding: no data
- Exclusive breastfeeding: no data
- Minimum acceptable diet: no data

Early Learning

- Children have support for learning: no data
- Homes have children's books: no data
- Children have playthings at home: no data
- Attendance in early childhood education: no data



Responsive Caregiving

- Public information about ECD: ?
- Parental mental health: ?
- Parent support (groups, home visits): ?
- Quality child day care: ?
- Comparative country data urgently needed: ?

Security and Safety

- Birth registration: no data
- Positive discipline: no data
- Basic drinking water: 88
- Basic sanitation: no data

Policies

| | | | |
|---------|-----------------------------------------------------------|---|----------------------|
| no data | Paid maternity leave | ✗ | Paid paternity leave |
| no data | National minimum wage | | |
| ✗ | Child and family social protection | | |
| no data | International Code of Marketing of Breastmilk Substitutes | | |

International Conventions

| | |
|---|------------------------------------------------------------------------------------------|
| ✓ | Convention on the Rights of the Child |
| ✓ | Convention on the Rights of People with Disabilities |
| ✓ | CRC Sale of Children, Child Prostitution & Child Pornography |
| ✗ | Convention on Protection of Children and Cooperation in Respect of Intercountry Adoption |



Morocco

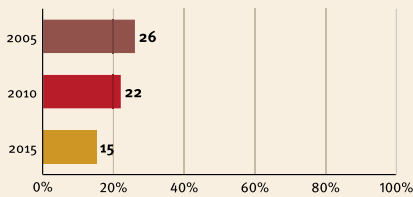
Demographics

| | |
|-------------------|-----------------|
| Population | 35 277 000 |
| Annual births | 709 000 |
| Children under 5 | 3 508 000 (10%) |
| Under 5 mortality | 27/1 000 |

Threats to Early Childhood Development

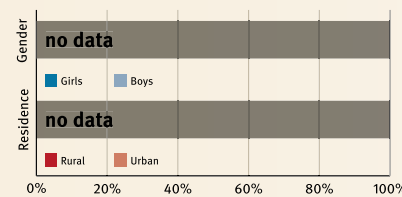
| | | | |
|--------------------|-------------|-------------------------------|-----|
| Maternal mortality | 121/100 000 | Young mothers (births by 18y) | 8% |
| Low birthweight | 15% | Preterm births | 7% |
| Child poverty | no data | Under 5 stunting | 22% |
| Harsh punishment | 91% | Inadequate supervision | 35% |

Young children at risk of poor development



At risk in 2005, 2010 and 2015, using a composite indicator of under 5 stunting or poverty

Risks by gender and residence



Lifetime cost of growth deficit in early childhood



Estimate in terms of % loss of annual adult wage

Support and services for Early Childhood Development: Nurturing Care

Parents and caregivers need a facilitating environment of laws, policies, services and community support to assist them to provide their young children with nurturing care.

Support and services for Early Childhood Development: Facilitating Environments

Health

- Pregant women living with HIV on treatment: 62%
- Careseeking for child pneumonia: 70%
- Postnatal newborn care: 1%
- Women receive 4 antenatal care visits: 55%

Nutrition

- Early initiation of breastfeeding: 30
- Exclusive breastfeeding: 28
- Minimum acceptable diet: no data

Early Learning

- Homes have children's books: 14%
- Children have support for learning: 11%
- Children have playthings at home: 21%
- Attendance in early childhood education: 39%



Responsive Caregiving

- Public information about ECD
- Parental mental health
- Parent support (groups, home visits)
- Quality child day care
- Comparative country data urgently needed

Security and Safety

- Birth registration: 94
- Positive discipline: no data
- Basic drinking water: 83
- Basic sanitation: 83

Policies

| | |
|-------------------------------------------------------------|------------------------|
| ✓ Paid maternity leave | ✓ Paid paternity leave |
| ✓ National minimum wage | |
| ✗ Child and family social protection | |
| ✗ International Code of Marketing of Breastmilk Substitutes | |

International Conventions

| |
|--------------------------------------------------------------------------------------------|
| ✓ Convention on the Rights of the Child |
| ✓ Convention on the Rights of People with Disabilities |
| ✓ CRC Sale of Children, Child Prostitution & Child Pornography |
| ✗ Convention on Protection of Children and Cooperation in Respect of Intercountry Adoption |



Mozambique

Countdown to 2030

Women's, Children's & Adolescents' Health

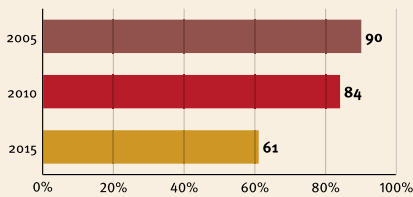
Demographics

| | |
|-------------------|-----------------|
| Population | 28 829 000 |
| Annual births | 1 105 000 |
| Children under 5 | 4 950 000 (17%) |
| Under 5 mortality | 71/1 000 |

Threats to Early Childhood Development

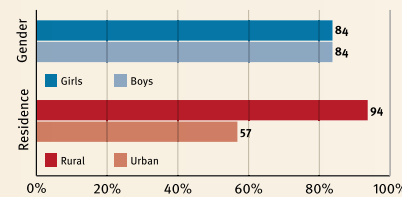
| | | | |
|--------------------|-------------|-------------------------------|-----|
| Maternal mortality | 489/100 000 | Young mothers (births by 18y) | 40% |
| Low birthweight | 17% | Preterm births | 16% |
| Child poverty | 82% | Under 5 stunting | 41% |
| Harsh punishment | no data | Inadequate supervision | 47% |

Young children at risk of poor development



At risk in 2005, 2010 and 2015, using a composite indicator of under 5 stunting or poverty

Risks by gender and residence



Lifetime cost of growth deficit in early childhood



Estimate in terms of % loss of annual adult wage

Support and services for Early Childhood Development: Nurturing Care

Parents and caregivers need a facilitating environment of laws, policies, services and community support to assist them to provide their young children with nurturing care.

Support and services for Early Childhood Development: Facilitating Environments

Health

- Pregant women living with HIV on treatment: 80%
- Careseeking for child pneumonia: 50%
- Postnatal newborn care: 5%
- Women receive 4 antenatal care visits: 51%

Nutrition

| | |
|-----------------------------------|----|
| Early initiation of breastfeeding | 69 |
| Exclusive breastfeeding | 41 |
| Minimum acceptable diet | 11 |

Early Learning

- Children have support for learning: 33%
- Children have playthings at home: 3%
- Homes have children's books: no data
- Attendance in early childhood education: no data



Responsive Caregiving

- Public information about ECD
- Parental mental health
- Parent support (groups, home visits)
- Quality child day care
- Comparative country data urgently needed

Security and Safety

| | |
|----------------------|---------|
| Birth registration | 48 |
| Positive discipline | no data |
| Basic drinking water | 47 |
| Basic sanitation | 24 |

Policies

| | |
|-------------------------------------------------------------|------------------------|
| ✗ Paid maternity leave | ✓ Paid paternity leave |
| ✓ National minimum wage | |
| ✓ Child and family social protection | |
| ✓ International Code of Marketing of Breastmilk Substitutes | |

International Conventions

| |
|--------------------------------------------------------------------------------------------|
| ✓ Convention on the Rights of the Child |
| ✓ Convention on the Rights of People with Disabilities |
| ✓ CRC Sale of Children, Child Prostitution & Child Pornography |
| ✗ Convention on Protection of Children and Cooperation in Respect of Intercountry Adoption |



Myanmar

Countdown to 2030

Women's, Children's & Adolescents' Health

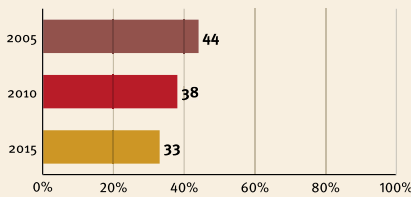
Demographics

| | |
|-------------------|----------------|
| Population | 52 885 000 |
| Annual births | 944 000 |
| Children under 5 | 4 538 000 (9%) |
| Under 5 mortality | 51/1 000 |

Threats to Early Childhood Development

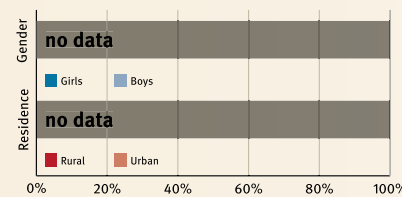
| | | | |
|--------------------|-------------|-------------------------------|-----|
| Maternal mortality | 178/100 000 | Young mothers (births by 18y) | 5% |
| Low birthweight | 9% | Preterm births | 12% |
| Child poverty | 11% | Under 5 stunting | 35% |
| Harsh punishment | 77% | Inadequate supervision | 54% |

Young children at risk of poor development

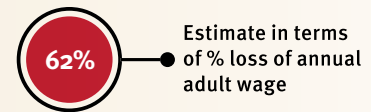


At risk in 2005, 2010 and 2015, using a composite indicator of under 5 stunting or poverty

Risks by gender and residence



Lifetime cost of growth deficit in early childhood



Support and services for Early Childhood Development: Nurturing Care

Parents and caregivers need a facilitating environment of laws, policies, services and community support to assist them to provide their young children with nurturing care.

Support and services for Early Childhood Development: Facilitating Environments

Health

- Pregant women living with HIV on treatment: 87%
- Careseeking for child pneumonia: 58%
- Postnatal newborn care: 71%
- Women receive 4 antenatal care visits: 59%

Nutrition

| | |
|-----------------------------------|----|
| Early initiation of breastfeeding | 67 |
| Exclusive breastfeeding | 51 |
| Minimum acceptable diet | 16 |

Early Learning

- Homes have children's books: 72%
- Children have support for learning: 13%
- Children have playthings at home: 5%
- Attendance in early childhood education: 23%



Responsive Caregiving

- Public information about ECD
- Parental mental health
- Parent support (groups, home visits)
- Quality child day care
- Comparative country data urgently needed

Security and Safety

| | |
|----------------------|---------|
| Birth registration | 81 |
| Positive discipline | no data |
| Basic drinking water | 68 |
| Basic sanitation | 65 |

Policies

| | | | |
|---|-----------------------------------------------------------|---|----------------------|
| ✗ | Paid maternity leave | ✗ | Paid paternity leave |
| ✗ | National minimum wage | | |
| ✗ | Child and family social protection | | |
| ✓ | International Code of Marketing of Breastmilk Substitutes | | |

International Conventions

| | |
|---|------------------------------------------------------------------------------------------|
| ✓ | Convention on the Rights of the Child |
| ✓ | Convention on the Rights of People with Disabilities |
| ✓ | CRC Sale of Children, Child Prostitution & Child Pornography |
| ✗ | Convention on Protection of Children and Cooperation in Respect of Intercountry Adoption |



Namibia

Countdown to 2030

Women's, Children's & Adolescents' Health

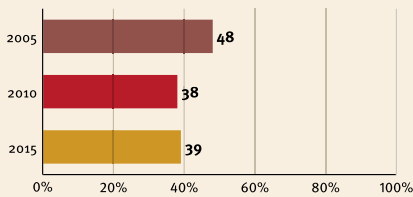
Demographics

| | |
|-------------------|---------------|
| Population | 2 480 000 |
| Annual births | 72 000 |
| Children under 5 | 344 000 (14%) |
| Under 5 mortality | 45/1 000 |

Threats to Early Childhood Development

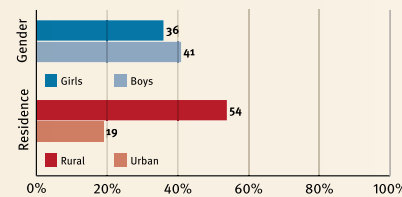
| | | | |
|--------------------|-------------|-------------------------------|---------|
| Maternal mortality | 265/100 000 | Young mothers (births by 18y) | 15% |
| Low birthweight | 16% | Preterm births | 15% |
| Child poverty | 19% | Under 5 stunting | 22% |
| Harsh punishment | no data | Inadequate supervision | no data |

Young children at risk of poor development



At risk in 2005, 2010 and 2015, using a composite indicator of under 5 stunting or poverty

Risks by gender and residence



Lifetime cost of growth deficit in early childhood



Estimate in terms of % loss of annual adult wage

Support and services for Early Childhood Development: Nurturing Care

Parents and caregivers need a facilitating environment of laws, policies, services and community support to assist them to provide their young children with nurturing care.

Support and services for Early Childhood Development: Facilitating Environments

Health

- Pregant women living with HIV on treatment: 95%
- Careseeking for child pneumonia: 68%
- Postnatal newborn care: 69%
- Women receive 4 antenatal care visits: 63%

Nutrition

- Early initiation of breastfeeding: 71%
- Exclusive breastfeeding: 49%
- Minimum acceptable diet: 13%

Early Learning

- Children have support for learning: no data
- Children have playthings at home: no data
- Homes have children's books: no data
- Attendance in early childhood education: no data



Responsive Caregiving

- Public information about ECD
- Parental mental health
- Parent support (groups, home visits)
- Quality child day care
- Comparative country data urgently needed

Security and Safety

- Birth registration: 87%
- Positive discipline: no data
- Basic drinking water: 79%
- Basic sanitation: 34%

Policies

| | | | |
|---|-----------------------------------------------------------|---|----------------------|
| ✗ | Paid maternity leave | ✗ | Paid paternity leave |
| ✗ | National minimum wage | | |
| ✓ | Child and family social protection | | |
| ✗ | International Code of Marketing of Breastmilk Substitutes | | |

International Conventions

| | |
|---|------------------------------------------------------------------------------------------|
| ✓ | Convention on the Rights of the Child |
| ✓ | Convention on the Rights of People with Disabilities |
| ✓ | CRC Sale of Children, Child Prostitution & Child Pornography |
| ✓ | Convention on Protection of Children and Cooperation in Respect of Intercountry Adoption |



Nepal

Countdown to 2030

Women's, Children's & Adolescents' Health

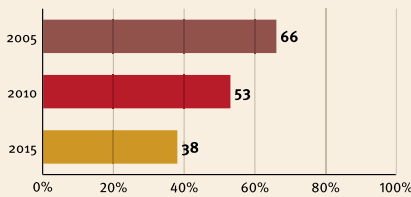
Demographics

| | |
|-------------------|-----------------|
| Population | 28 983 000 |
| Annual births | 573 000 |
| Children under 5 | 2 756 000 (10%) |
| Under 5 mortality | 35/1 000 |

Threats to Early Childhood Development

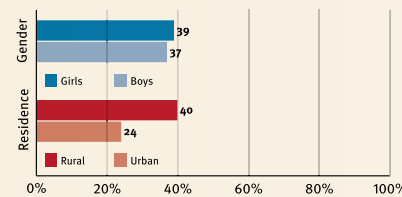
| | | | |
|--------------------|-------------|-------------------------------|-----|
| Maternal mortality | 258/100 000 | Young mothers (births by 18y) | 16% |
| Low birthweight | 18% | Preterm births | 14% |
| Child poverty | 12% | Under 5 stunting | 37% |
| Harsh punishment | 82% | Inadequate supervision | 67% |

Young children at risk of poor development



At risk in 2005, 2010 and 2015, using a composite indicator of under 5 stunting or poverty

Risks by gender and residence



Lifetime cost of growth deficit in early childhood



Estimate in terms of % loss of annual adult wage

Support and services for Early Childhood Development: Nurturing Care

Parents and caregivers need a facilitating environment of laws, policies, services and community support to assist them to provide their young children with nurturing care.

Support and services for Early Childhood Development: Facilitating Environments

Health

- Pregant women living with HIV on treatment: 64%
- Careseeking for child pneumonia: 85%
- Postnatal newborn care: 57%
- Women receive 4 antenatal care visits: 69%

Nutrition

- Early initiation of breastfeeding: 55%
- Exclusive breastfeeding: 66%
- Minimum acceptable diet: 32%

Early Learning

- Children have support for learning: 21%
- Children have playthings at home: 5%
- Homes have children's books: 59%
- Attendance in early childhood education: 51%



Responsive Caregiving

- Public information about ECD
- Parental mental health
- Parent support (groups, home visits)
- Quality child day care
- Comparative country data urgently needed

Security and Safety

- Birth registration: 58%
- Positive discipline: no data
- Basic drinking water: 88%
- Basic sanitation: 46%

Policies

| | | | |
|---|-----------------------------------------------------------|---|----------------------|
| ✗ | Paid maternity leave | ✗ | Paid paternity leave |
| ✓ | National minimum wage | | |
| ✗ | Child and family social protection | | |
| ✓ | International Code of Marketing of Breastmilk Substitutes | | |

International Conventions

| | |
|---|------------------------------------------------------------------------------------------|
| ✓ | Convention on the Rights of the Child |
| ✓ | Convention on the Rights of People with Disabilities |
| ✓ | CRC Sale of Children, Child Prostitution & Child Pornography |
| ✗ | Convention on Protection of Children and Cooperation in Respect of Intercountry Adoption |



Nicaragua

Countdown to 2030

Women's, Children's & Adolescents' Health

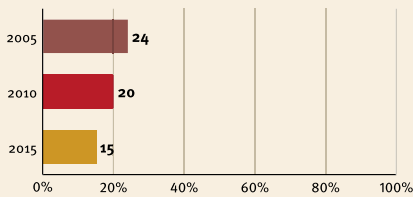
Demographics

| | |
|-------------------|---------------|
| Population | 6 150 000 |
| Annual births | 121 000 |
| Children under 5 | 597 000 (10%) |
| Under 5 mortality | 20/1 000 |

Threats to Early Childhood Development

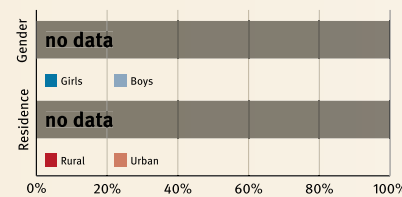
| | | | |
|--------------------|-------------|-------------------------------|---------|
| Maternal mortality | 150/100 000 | Young mothers (births by 18y) | 28% |
| Low birthweight | 8% | Preterm births | 9% |
| Child poverty | no data | Under 5 stunting | 21% |
| Harsh punishment | no data | Inadequate supervision | no data |

Young children at risk of poor development



At risk in 2005, 2010 and 2015, using a composite indicator of under 5 stunting or poverty

Risks by gender and residence



Lifetime cost of growth deficit in early childhood



Estimate in terms of % loss of annual adult wage

Support and services for Early Childhood Development: Nurturing Care

Parents and caregivers need a facilitating environment of laws, policies, services and community support to assist them to provide their young children with nurturing care.

Support and services for Early Childhood Development: Facilitating Environments

Health

- Pregant women living with HIV on treatment: 88%
- Careseeking for child pneumonia: 58%
- Women receive 4 antenatal care visits: >95%
- Postnatal newborn care: 3%

Nutrition

- Early initiation of breastfeeding: 68%
- Exclusive breastfeeding: 32%
- Minimum acceptable diet: no data

Early Learning

- Children have support for learning: no data
- Children have playthings at home: no data
- Homes have children's books: no data
- Attendance in early childhood education: no data



Responsive Caregiving

- Public information about ECD
- Parental mental health
- Parent support (groups, home visits)
- Quality child day care
- Comparative country data urgently needed

Security and Safety

- Birth registration: 85%
- Positive discipline: no data
- Basic drinking water: 82%
- Basic sanitation: 76%

Policies

| | | | |
|---|-----------------------------------------------------------|---|----------------------|
| ✗ | Paid maternity leave | ✗ | Paid paternity leave |
| ✓ | National minimum wage | | |
| ✗ | Child and family social protection | | |
| ✓ | International Code of Marketing of Breastmilk Substitutes | | |

International Conventions

| | |
|---|------------------------------------------------------------------------------------------|
| ✓ | Convention on the Rights of the Child |
| ✓ | Convention on the Rights of People with Disabilities |
| ✓ | CRC Sale of Children, Child Prostitution & Child Pornography |
| ✗ | Convention on Protection of Children and Cooperation in Respect of Intercountry Adoption |



Niger

Countdown to 2030

Women's, Children's & Adolescents' Health

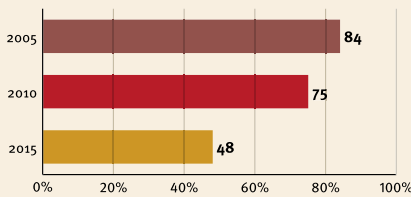
Demographics

| | |
|-------------------|-----------------|
| Population | 20 673 000 |
| Annual births | 967 000 |
| Children under 5 | 4 218 000 (20%) |
| Under 5 mortality | 91/1 000 |

Threats to Early Childhood Development

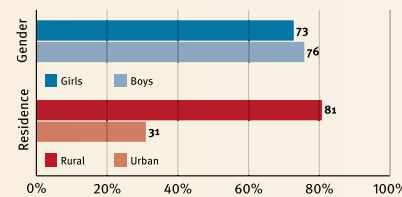
| | | | |
|--------------------|-------------|-------------------------------|---------|
| Maternal mortality | 553/100 000 | Young mothers (births by 18y) | 48% |
| Low birthweight | 27% | Preterm births | 9% |
| Child poverty | 57% | Under 5 stunting | 43% |
| Harsh punishment | 82% | Inadequate supervision | no data |

Young children at risk of poor development



At risk in 2005, 2010 and 2015, using a composite indicator of under 5 stunting or poverty

Risks by gender and residence



Lifetime cost of growth deficit in early childhood



Estimate in terms of % loss of annual adult wage

Support and services for Early Childhood Development: Nurturing Care

Parents and caregivers need a facilitating environment of laws, policies, services and community support to assist them to provide their young children with nurturing care.

Support and services for Early Childhood Development: Facilitating Environments

Health

- Pregant women living with HIV on treatment: 52%
- Careseeking for child pneumonia: 59%
- Postnatal newborn care: 37%
- Women receive 4 antenatal care visits: 38%

Nutrition

- Early initiation of breastfeeding: 53
- Exclusive breastfeeding: 23
- Minimum acceptable diet: 6

Early Learning

- Children have support for learning: no data
- Children have playthings at home: no data
- Homes have children's books: no data
- Attendance in early childhood education: no data



Responsive Caregiving

- Public information about ECD
- Parental mental health
- Parent support (groups, home visits)
- Quality child day care
- Comparative country data urgently needed

Security and Safety

- Birth registration: 64
- Positive discipline: no data
- Basic drinking water: 46
- Basic sanitation: 13

Policies

| | |
|-------------------------------------------------------------|------------------------|
| ✓ Paid maternity leave | ✗ Paid paternity leave |
| ✓ National minimum wage | |
| ✗ Child and family social protection | |
| ✓ International Code of Marketing of Breastmilk Substitutes | |

International Conventions

| |
|--------------------------------------------------------------------------------------------|
| ✓ Convention on the Rights of the Child |
| ✓ Convention on the Rights of People with Disabilities |
| ✓ CRC Sale of Children, Child Prostitution & Child Pornography |
| ✗ Convention on Protection of Children and Cooperation in Respect of Intercountry Adoption |



Nigeria

Countdown to 2030

Women's, Children's & Adolescents' Health

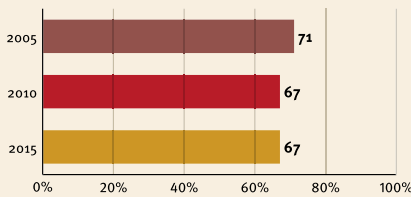
Demographics

| | |
|-------------------|------------------|
| Population | 185 990 000 |
| Annual births | 7 141 000 |
| Children under 5 | 31 802 000 (17%) |
| Under 5 mortality | 104/1 000 |

Threats to Early Childhood Development

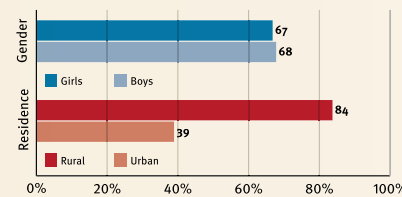
| | | | |
|--------------------|-------------|-------------------------------|-----|
| Maternal mortality | 814/100 000 | Young mothers (births by 18y) | 29% |
| Low birthweight | 15% | Preterm births | 12% |
| Child poverty | 54% | Under 5 stunting | 33% |
| Harsh punishment | 91% | Inadequate supervision | 65% |

Young children at risk of poor development

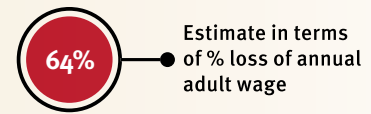


At risk in 2005, 2010 and 2015, using a composite indicator of under 5 stunting or poverty

Risks by gender and residence



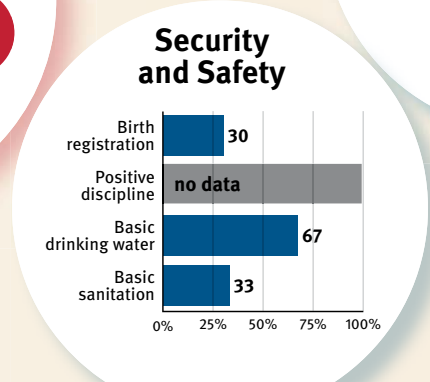
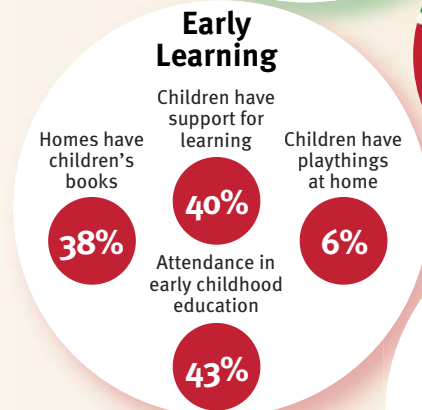
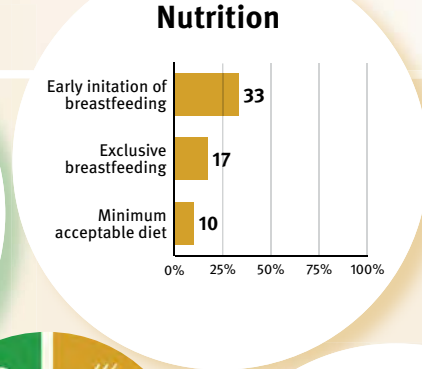
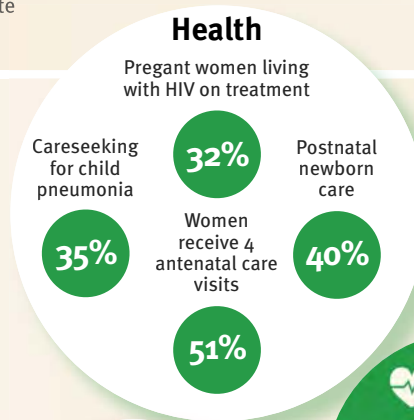
Lifetime cost of growth deficit in early childhood



Support and services for Early Childhood Development: Nurturing Care

Parents and caregivers need a facilitating environment of laws, policies, services and community support to assist them to provide their young children with nurturing care.

Support and services for Early Childhood Development: Facilitating Environments



Policies

| | | | |
|---|-----------------------------------------------------------|---|----------------------|
| ✗ | Paid maternity leave | ✗ | Paid paternity leave |
| ✓ | National minimum wage | | |
| ✗ | Child and family social protection | | |
| ✓ | International Code of Marketing of Breastmilk Substitutes | | |

International Conventions

| | |
|---|------------------------------------------------------------------------------------------|
| ✓ | Convention on the Rights of the Child |
| ✓ | Convention on the Rights of People with Disabilities |
| ✓ | CRC Sale of Children, Child Prostitution & Child Pornography |
| ✗ | Convention on Protection of Children and Cooperation in Respect of Intercountry Adoption |



Pakistan

Countdown to 2030

Women's, Children's & Adolescents' Health

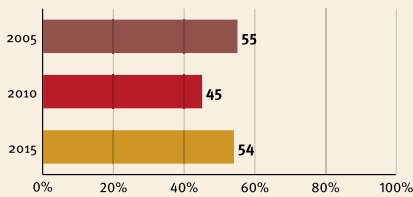
Demographics

| | |
|-------------------|------------------|
| Population | 193 203 000 |
| Annual births | 5 439 000 |
| Children under 5 | 24 963 000 (13%) |
| Under 5 mortality | 79/1 000 |

Threats to Early Childhood Development

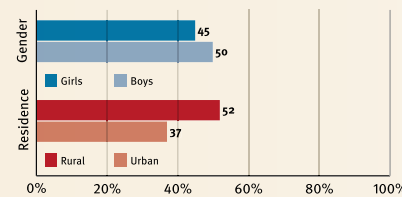
| | | | |
|--------------------|-------------|-------------------------------|---------|
| Maternal mortality | 178/100 000 | Young mothers (births by 18y) | 8% |
| Low birthweight | 32% | Preterm births | 16% |
| Child poverty | 9% | Under 5 stunting | 45% |
| Harsh punishment | no data | Inadequate supervision | no data |

Young children at risk of poor development

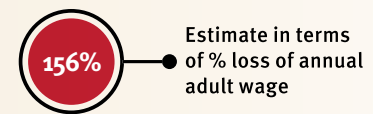


At risk in 2005, 2010 and 2015, using a composite indicator of under 5 stunting or poverty

Risks by gender and residence



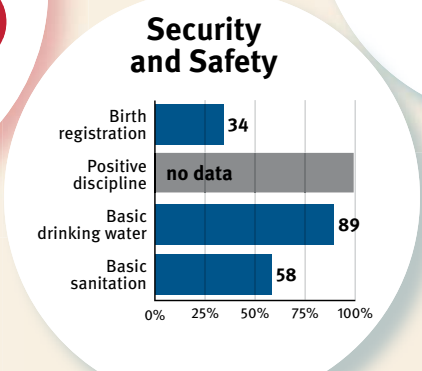
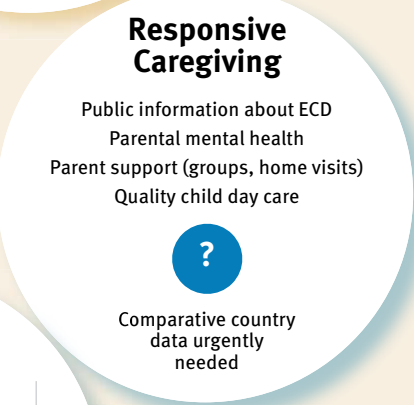
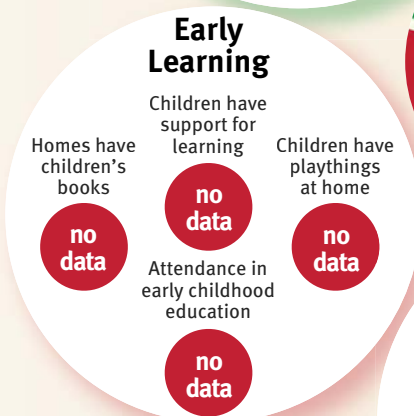
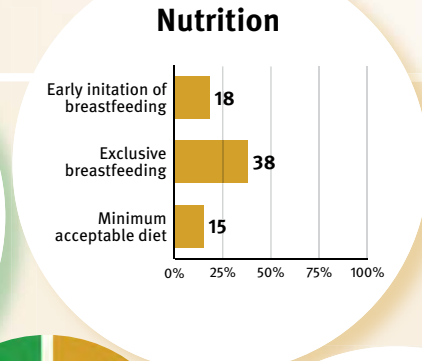
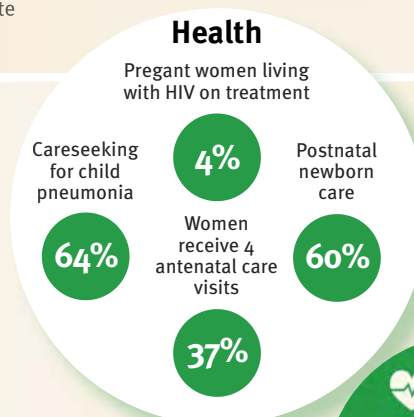
Lifetime cost of growth deficit in early childhood



Support and services for Early Childhood Development: Nurturing Care

Parents and caregivers need a facilitating environment of laws, policies, services and community support to assist them to provide their young children with nurturing care.

Support and services for Early Childhood Development: Facilitating Environments



Policies

| | | | |
|---|-----------------------------------------------------------|---|----------------------|
| ✗ | Paid maternity leave | ✗ | Paid paternity leave |
| ✓ | National minimum wage | | |
| ✓ | Child and family social protection | | |
| ✓ | International Code of Marketing of Breastmilk Substitutes | | |

International Conventions

| | |
|---|------------------------------------------------------------------------------------------|
| ✓ | Convention on the Rights of the Child |
| ✓ | Convention on the Rights of People with Disabilities |
| ✓ | CRC Sale of Children, Child Prostitution & Child Pornography |
| ✗ | Convention on Protection of Children and Cooperation in Respect of Intercountry Adoption |



Panama

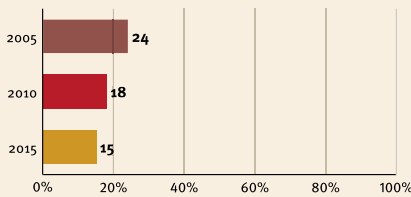
Demographics

| | |
|-------------------|---------------|
| Population | 4 034 000 |
| Annual births | 79 000 |
| Children under 5 | 388 000 (10%) |
| Under 5 mortality | 16/1 000 |

Threats to Early Childhood Development

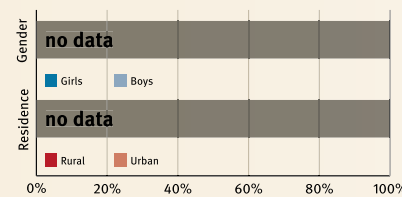
| | | | |
|--------------------|------------|-------------------------------|---------|
| Maternal mortality | 94/100 000 | Young mothers (births by 18y) | no data |
| Low birthweight | 8% | Preterm births | 8% |
| Child poverty | no data | Under 5 stunting | 13% |
| Harsh punishment | 45% | Inadequate supervision | 74% |

Young children at risk of poor development

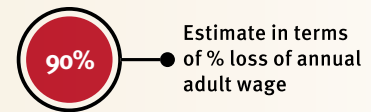


At risk in 2005, 2010 and 2015, using a composite indicator of under 5 stunting or poverty

Risks by gender and residence



Lifetime cost of growth deficit in early childhood



Support and services for Early Childhood Development: Nurturing Care

Parents and caregivers need a facilitating environment of laws, policies, services and community support to assist them to provide their young children with nurturing care.

Support and services for Early Childhood Development: Facilitating Environments

Health

- Pregant women living with HIV on treatment: **82%**
- Careseeking for child pneumonia: **no data**
- Postnatal newborn care: **92%**
- Women receive 4 antenatal care visits: **88%**

Nutrition

- Early initiation of breastfeeding: **47**
- Exclusive breastfeeding: **22**
- Minimum acceptable diet: **no data**

Early Learning

- Homes have children's books: **69%**
- Children have support for learning: **3%**
- Children have playthings at home: **26%**
- Attendance in early childhood education: **37%**



Responsive Caregiving

- Public information about ECD
- Parental mental health
- Parent support (groups, home visits)
- Quality child day care
- Comparative country data urgently needed

Security and Safety

- Birth registration: **96**
- Positive discipline: **no data**
- Basic drinking water: **95**
- Basic sanitation: **77**

Policies

| | |
|-------------------------------------------------------------|------------------------|
| ✓ Paid maternity leave | ✗ Paid paternity leave |
| ✓ National minimum wage | |
| ✓ Child and family social protection | |
| ✓ International Code of Marketing of Breastmilk Substitutes | |

International Conventions

| |
|--------------------------------------------------------------------------------------------|
| ✓ Convention on the Rights of the Child |
| ✓ Convention on the Rights of People with Disabilities |
| ✓ CRC Sale of Children, Child Prostitution & Child Pornography |
| ✓ Convention on Protection of Children and Cooperation in Respect of Intercountry Adoption |



Papua New Guinea

Countdown to 2030

Women's, Children's & Adolescents' Health

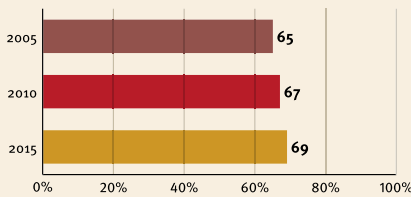
Demographics

| | |
|-------------------|-----------------|
| Population | 8 085 000 |
| Annual births | 221 000 |
| Children under 5 | 1 033 000 (13%) |
| Under 5 mortality | 54/1 000 |

Threats to Early Childhood Development

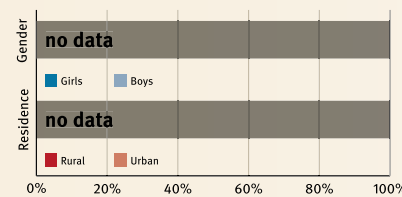
| | | | |
|--------------------|-------------|-------------------------------|---------|
| Maternal mortality | 215/100 000 | Young mothers (births by 18y) | 14% |
| Low birthweight | 11% | Preterm births | 7% |
| Child poverty | no data | Under 5 stunting | 38% |
| Harsh punishment | no data | Inadequate supervision | no data |

Young children at risk of poor development



At risk in 2005, 2010 and 2015, using a composite indicator of under 5 stunting or poverty

Risks by gender and residence



Lifetime cost of growth deficit in early childhood



Estimate in terms of % loss of annual adult wage

Support and services for Early Childhood Development: Nurturing Care

Parents and caregivers need a facilitating environment of laws, policies, services and community support to assist them to provide their young children with nurturing care.

Support and services for Early Childhood Development: Facilitating Environments

Health

- Pregant women living with HIV on treatment: 33%
- Careseeking for child pneumonia: 63%
- Postnatal newborn care: no data
- Women receive 4 antenatal care visits: 55%

Nutrition

- Early initiation of breastfeeding: no data
- Exclusive breastfeeding: 56
- Minimum acceptable diet: no data

Early Learning

- Children have support for learning: no data
- Homes have children's books: no data
- Children have playthings at home: no data
- Attendance in early childhood education: no data



Responsive Caregiving

- Public information about ECD
- Parental mental health
- Parent support (groups, home visits)
- Quality child day care
- Comparative country data urgently needed

Security and Safety

- Birth registration: no data
- Positive discipline: no data
- Basic drinking water: 37
- Basic sanitation: 19

Policies

| | | | |
|---|-----------------------------------------------------------|---|----------------------|
| ✗ | Paid maternity leave | ✗ | Paid paternity leave |
| ✓ | National minimum wage | | |
| ✗ | Child and family social protection | | |
| ✓ | International Code of Marketing of Breastmilk Substitutes | | |

International Conventions

| | |
|---|------------------------------------------------------------------------------------------|
| ✓ | Convention on the Rights of the Child |
| ✗ | Convention on the Rights of People with Disabilities |
| ✓ | CRC Sale of Children, Child Prostitution & Child Pornography |
| ✗ | Convention on Protection of Children and Cooperation in Respect of Intercountry Adoption |



Paraguay

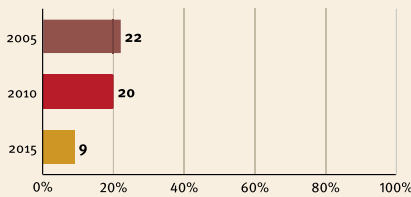
Demographics

| | |
|-------------------|---------------|
| Population | 6 725 000 |
| Annual births | 140 000 |
| Children under 5 | 672 000 (10%) |
| Under 5 mortality | 20/1 000 |

Threats to Early Childhood Development

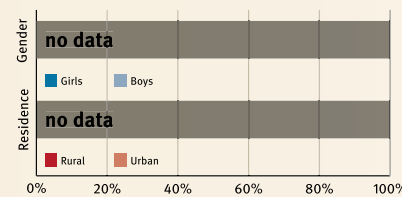
| | | | |
|--------------------|-------------|-------------------------------|---------|
| Maternal mortality | 132/100 000 | Young mothers (births by 18y) | no data |
| Low birthweight | 6% | Preterm births | 8% |
| Child poverty | 2% | Under 5 stunting | 11% |
| Harsh punishment | no data | Inadequate supervision | no data |

Young children at risk of poor development

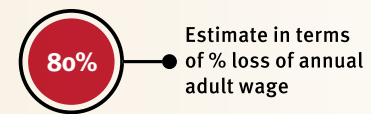


At risk in 2005, 2010 and 2015, using a composite indicator of under 5 stunting or poverty

Risks by gender and residence



Lifetime cost of growth deficit in early childhood



Support and services for Early Childhood Development: Nurturing Care

Parents and caregivers need a facilitating environment of laws, policies, services and community support to assist them to provide their young children with nurturing care.

Support and services for Early Childhood Development: Facilitating Environments

Health

- Pregant women living with HIV on treatment: 71%
- Careseeking for child pneumonia: no data
- Postnatal newborn care: no data
- Women receive 4 antenatal care visits: 83%

Nutrition

- Early initiation of breastfeeding: 47
- Exclusive breastfeeding: 24
- Minimum acceptable diet: no data

Early Learning

- Children have support for learning: no data
- Homes have children's books: no data
- Children have playthings at home: no data
- Attendance in early childhood education: no data



Responsive Caregiving

- Public information about ECD
- Parental mental health
- Parent support (groups, home visits)
- Quality child day care
- Comparative country data urgently needed

Security and Safety

- Birth registration: 85
- Positive discipline: no data
- Basic drinking water: 99
- Basic sanitation: 91

Policies

| | |
|-------------------------------------------------------------|------------------------|
| ✓ Paid maternity leave | ✓ Paid paternity leave |
| ✓ National minimum wage | |
| ✗ Child and family social protection | |
| ✓ International Code of Marketing of Breastmilk Substitutes | |

International Conventions

| |
|--------------------------------------------------------------------------------------------|
| ✓ Convention on the Rights of the Child |
| ✓ Convention on the Rights of People with Disabilities |
| ✓ CRC Sale of Children, Child Prostitution & Child Pornography |
| ✓ Convention on Protection of Children and Cooperation in Respect of Intercountry Adoption |



Peru

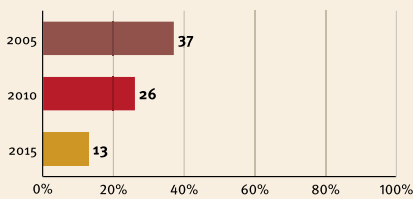
Demographics

| | |
|-------------------|-----------------|
| Population | 31 774 000 |
| Annual births | 615 000 |
| Children under 5 | 3 033 000 (10%) |
| Under 5 mortality | 15/1 000 |

Threats to Early Childhood Development

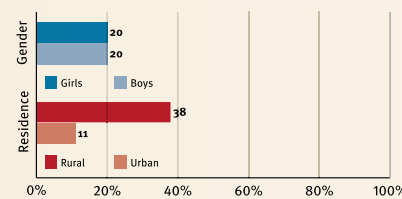
| | | | |
|--------------------|------------|-------------------------------|---------|
| Maternal mortality | 68/100 000 | Young mothers (births by 18y) | 16% |
| Low birthweight | 7% | Preterm births | 7% |
| Child poverty | 4% | Under 5 stunting | 15% |
| Harsh punishment | no data | Inadequate supervision | no data |

Young children at risk of poor development

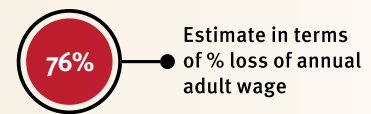


At risk in 2005, 2010 and 2015, using a composite indicator of under 5 stunting or poverty

Risks by gender and residence



Lifetime cost of growth deficit in early childhood



Support and services for Early Childhood Development: Nurturing Care

Parents and caregivers need a facilitating environment of laws, policies, services and community support to assist them to provide their young children with nurturing care.

Support and services for Early Childhood Development: Facilitating Environments

Health

- Pregant women living with HIV on treatment: 85%
- Careseeking for child pneumonia: 62%
- Postnatal newborn care: 93%
- Women receive 4 antenatal care visits: 96%

Nutrition

- Early initiation of breastfeeding: 55
- Exclusive breastfeeding: 68
- Minimum acceptable diet: 53

Early Learning

- Children have support for learning: no data
- Children have playthings at home: no data
- Homes have children's books: no data
- Attendance in early childhood education: 77%



Responsive Caregiving

- Public information about ECD
- Parental mental health
- Parent support (groups, home visits)
- Quality child day care
- Comparative country data urgently needed

Security and Safety

- Birth registration: 98
- Positive discipline: no data
- Basic drinking water: 90
- Basic sanitation: 77

Policies

| | | | |
|---|-----------------------------------------------------------|---|----------------------|
| ✗ | Paid maternity leave | ✗ | Paid paternity leave |
| ✓ | National minimum wage | | |
| ✓ | Child and family social protection | | |
| ✓ | International Code of Marketing of Breastmilk Substitutes | | |

International Conventions

| | |
|---|------------------------------------------------------------------------------------------|
| ✓ | Convention on the Rights of the Child |
| ✓ | Convention on the Rights of People with Disabilities |
| ✓ | CRC Sale of Children, Child Prostitution & Child Pornography |
| ✓ | Convention on Protection of Children and Cooperation in Respect of Intercountry Adoption |



Philippines

Countdown to 2030

Women's, Children's & Adolescents' Health

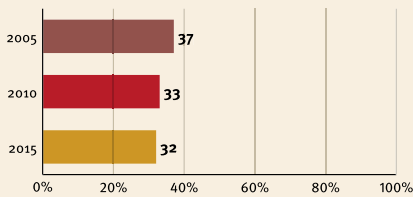
Demographics

| | |
|-------------------|------------------|
| Population | 103 320 000 |
| Annual births | 2 386 000 |
| Children under 5 | 11 530 000 (11%) |
| Under 5 mortality | 27/1 000 |

Threats to Early Childhood Development

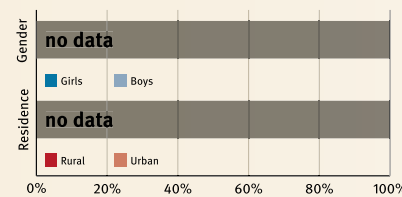
| | | | |
|--------------------|-------------|-------------------------------|---------|
| Maternal mortality | 114/100 000 | Young mothers (births by 18y) | 8% |
| Low birthweight | 21% | Preterm births | 15% |
| Child poverty | no data | Under 5 stunting | 30% |
| Harsh punishment | no data | Inadequate supervision | no data |

Young children at risk of poor development

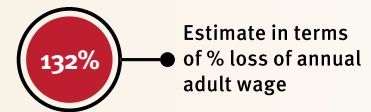


At risk in 2005, 2010 and 2015, using a composite indicator of under 5 stunting or poverty

Risks by gender and residence



Lifetime cost of growth deficit in early childhood



Support and services for Early Childhood Development: Nurturing Care

Parents and caregivers need a facilitating environment of laws, policies, services and community support to assist them to provide their young children with nurturing care.

Support and services for Early Childhood Development: Facilitating Environments

Health

- Pregant women living with HIV on treatment: 12%
- Careseeking for child pneumonia: 64%
- Postnatal newborn care: 72%
- Women receive 4 antenatal care visits: 84%

Nutrition

- Early initiation of breastfeeding: 50%
- Exclusive breastfeeding: 34%
- Minimum acceptable diet: no data

Early Learning

- Children have support for learning: no data
- Children have playthings at home: no data
- Homes have children's books: no data
- Attendance in early childhood education: no data



Responsive Caregiving

- Public information about ECD
- Parental mental health
- Parent support (groups, home visits)
- Quality child day care
- Comparative country data urgently needed

Security and Safety

- Birth registration: 90%
- Positive discipline: no data
- Basic drinking water: 91%
- Basic sanitation: 75%

Policies

| | | | |
|---|-----------------------------------------------------------|---|----------------------|
| ✗ | Paid maternity leave | ✓ | Paid paternity leave |
| ✓ | National minimum wage | | |
| ✗ | Child and family social protection | | |
| ✓ | International Code of Marketing of Breastmilk Substitutes | | |

International Conventions

| | |
|---|------------------------------------------------------------------------------------------|
| ✓ | Convention on the Rights of the Child |
| ✓ | Convention on the Rights of People with Disabilities |
| ✓ | CRC Sale of Children, Child Prostitution & Child Pornography |
| ✓ | Convention on Protection of Children and Cooperation in Respect of Intercountry Adoption |



Rwanda

Countdown to 2030

Women's, Children's & Adolescents' Health

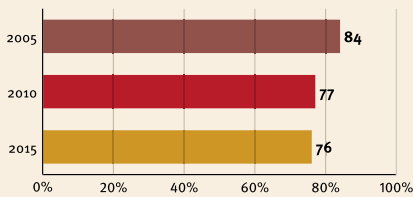
Demographics

| | |
|-------------------|-----------------|
| Population | 11 918 000 |
| Annual births | 370 000 |
| Children under 5 | 1 740 000 (15%) |
| Under 5 mortality | 39/1 000 |

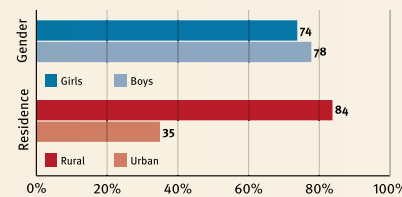
Threats to Early Childhood Development

| | | | |
|--------------------|-------------|-------------------------------|-----|
| Maternal mortality | 290/100 000 | Young mothers (births by 18y) | 8% |
| Low birthweight | 7% | Preterm births | 10% |
| Child poverty | 68% | Under 5 stunting | 38% |
| Harsh punishment | no data | Inadequate supervision | 49% |

Young children at risk of poor development



Risks by gender and residence



Lifetime cost of growth deficit in early childhood



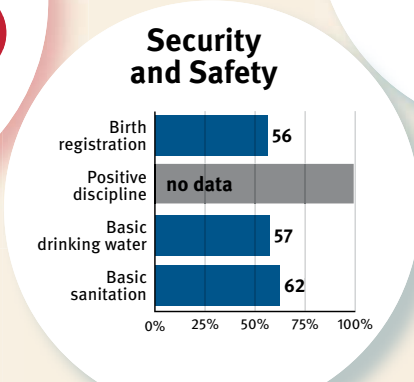
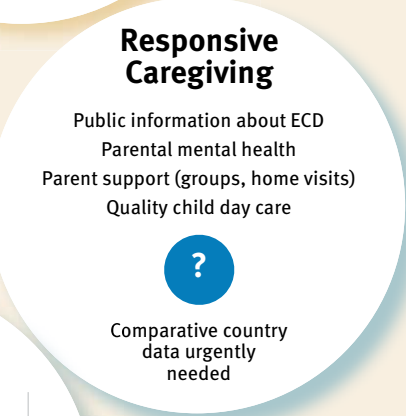
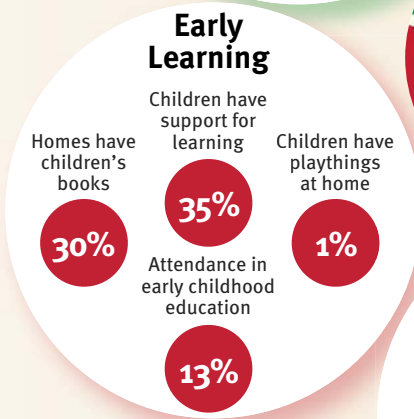
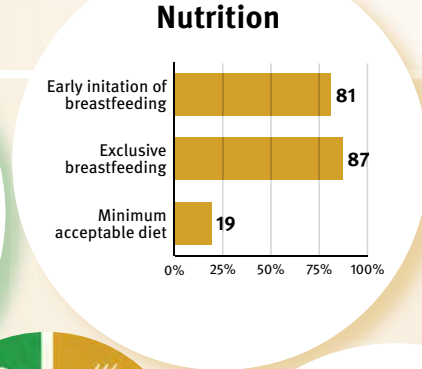
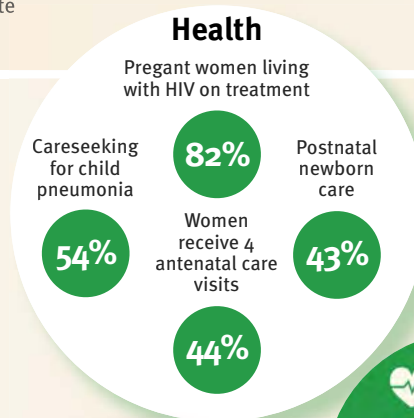
Estimate in terms of % loss of annual adult wage

At risk in 2005, 2010 and 2015, using a composite indicator of under 5 stunting or poverty

Support and services for Early Childhood Development: Nurturing Care

Parents and caregivers need a facilitating environment of laws, policies, services and community support to assist them to provide their young children with nurturing care.

Support and services for Early Childhood Development: Facilitating Environments



Policies

| | | | |
|---------|-----------------------------------------------------------|---|----------------------|
| ✗ | Paid maternity leave | ✓ | Paid paternity leave |
| no data | National minimum wage | | |
| ✗ | Child and family social protection | | |
| ✓ | International Code of Marketing of Breastmilk Substitutes | | |

International Conventions

| | |
|---|------------------------------------------------------------------------------------------|
| ✓ | Convention on the Rights of the Child |
| ✓ | Convention on the Rights of People with Disabilities |
| ✓ | CRC Sale of Children, Child Prostitution & Child Pornography |
| ✓ | Convention on Protection of Children and Cooperation in Respect of Intercountry Adoption |



Sao Tome and Principe

Countdown to 2030

Women's, Children's & Adolescents' Health

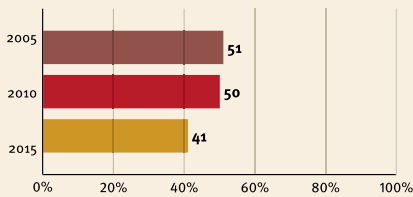
Demographics

| | |
|-------------------|--------------|
| Population | 200 000 |
| Annual births | 7 000 |
| Children under 5 | 31 000 (16%) |
| Under 5 mortality | 34/1 000 |

Threats to Early Childhood Development

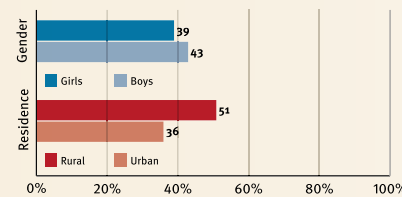
| | | | |
|--------------------|-------------|-------------------------------|-----|
| Maternal mortality | 156/100 000 | Young mothers (births by 18y) | 27% |
| Low birthweight | 10% | Preterm births | 10% |
| Child poverty | 29% | Under 5 stunting | 17% |
| Harsh punishment | 80% | Inadequate supervision | 63% |

Young children at risk of poor development

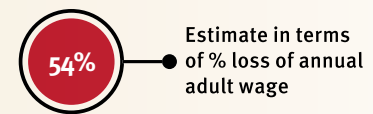


At risk in 2005, 2010 and 2015, using a composite indicator of under 5 stunting or poverty

Risks by gender and residence



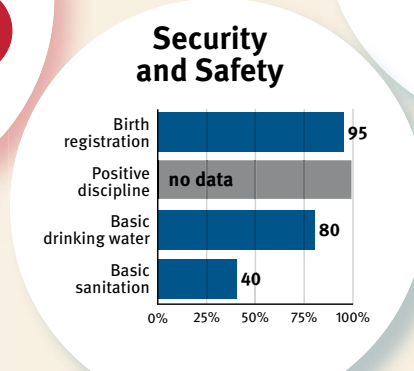
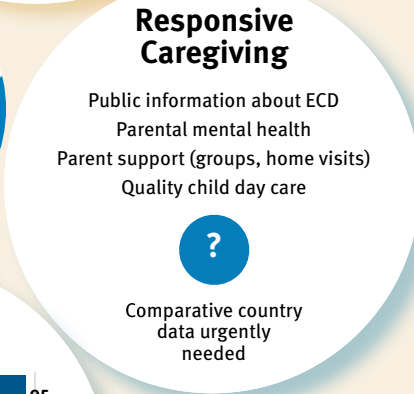
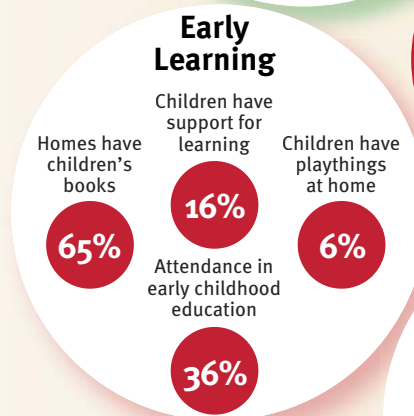
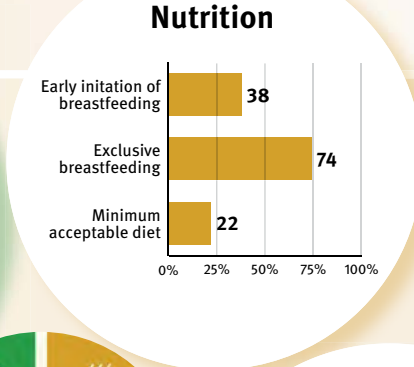
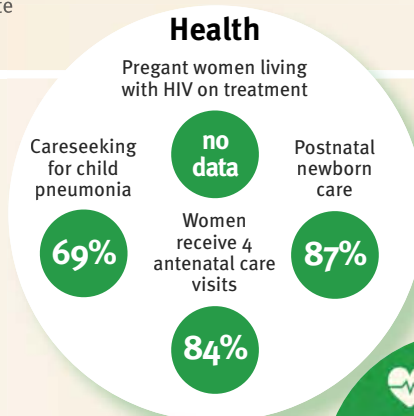
Lifetime cost of growth deficit in early childhood



Support and services for Early Childhood Development: Nurturing Care

Parents and caregivers need a facilitating environment of laws, policies, services and community support to assist them to provide their young children with nurturing care.

Support and services for Early Childhood Development: Facilitating Environments



Policies

| | | | |
|---------|-----------------------------------------------------------|---|----------------------|
| ✗ | Paid maternity leave | ✗ | Paid paternity leave |
| no data | National minimum wage | | |
| ✗ | Child and family social protection | | |
| ✗ | International Code of Marketing of Breastmilk Substitutes | | |

International Conventions

| | |
|---|------------------------------------------------------------------------------------------|
| ✓ | Convention on the Rights of the Child |
| ✗ | Convention on the Rights of People with Disabilities |
| ✓ | CRC Sale of Children, Child Prostitution & Child Pornography |
| ✗ | Convention on Protection of Children and Cooperation in Respect of Intercountry Adoption |



Senegal

Countdown to 2030

Women's, Children's & Adolescents' Health

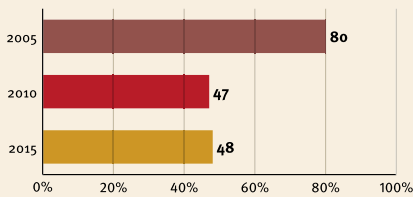
Demographics

| | |
|-------------------|-----------------|
| Population | 15 412 000 |
| Annual births | 542 000 |
| Children under 5 | 2 544 000 (17%) |
| Under 5 mortality | 47/1 000 |

Threats to Early Childhood Development

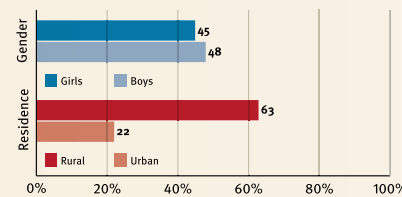
| | | | |
|--------------------|-------------|-------------------------------|---------|
| Maternal mortality | 315/100 000 | Young mothers (births by 18y) | 18% |
| Low birthweight | 19% | Preterm births | 10% |
| Child poverty | 32% | Under 5 stunting | 21% |
| Harsh punishment | no data | Inadequate supervision | no data |

Young children at risk of poor development



At risk in 2005, 2010 and 2015, using a composite indicator of under 5 stunting or poverty

Risks by gender and residence



Lifetime cost of growth deficit in early childhood



Estimate in terms of % loss of annual adult wage

Support and services for Early Childhood Development: Nurturing Care

Parents and caregivers need a facilitating environment of laws, policies, services and community support to assist them to provide their young children with nurturing care.

Support and services for Early Childhood Development: Facilitating Environments

Health

- Pregant women living with HIV on treatment: 47%
- Careseeking for child pneumonia: 55%
- Postnatal newborn care: 78%
- Women receive 4 antenatal care visits: 48%

Nutrition

- Early initiation of breastfeeding: 31%
- Exclusive breastfeeding: 33%
- Minimum acceptable diet: 10%

Early Learning

- Children have support for learning: no data
- Children have playthings at home: no data
- Homes have children's books: no data
- Attendance in early childhood education: 35%



Responsive Caregiving

- Public information about ECD
- Parental mental health
- Parent support (groups, home visits)
- Quality child day care
- Comparative country data urgently needed

Security and Safety

- Birth registration: 68%
- Positive discipline: no data
- Basic drinking water: 75%
- Basic sanitation: 48%

Policies

| | |
|-------------------------------------------------------------|------------------------|
| ✓ Paid maternity leave | ✗ Paid paternity leave |
| ✓ National minimum wage | |
| ✗ Child and family social protection | |
| ✓ International Code of Marketing of Breastmilk Substitutes | |

International Conventions

| |
|--------------------------------------------------------------------------------------------|
| ✓ Convention on the Rights of the Child |
| ✓ Convention on the Rights of People with Disabilities |
| ✓ CRC Sale of Children, Child Prostitution & Child Pornography |
| ✓ Convention on Protection of Children and Cooperation in Respect of Intercountry Adoption |



Sierra Leone

Countdown to 2030

Women's, Children's & Adolescents' Health

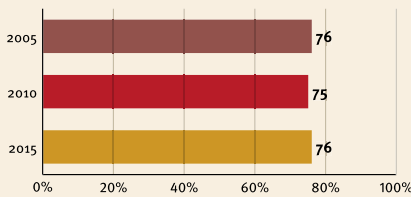
Demographics

| | |
|-------------------|-----------------|
| Population | 7 396 000 |
| Annual births | 258 000 |
| Children under 5 | 1 141 000 (15%) |
| Under 5 mortality | 114/1 000 |

Threats to Early Childhood Development

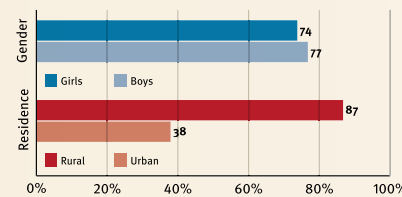
| | | | |
|--------------------|--------------|-------------------------------|-----|
| Maternal mortality | 1360/100 000 | Young mothers (births by 18y) | 36% |
| Low birthweight | 11% | Preterm births | 10% |
| Child poverty | 60% | Under 5 stunting | 38% |
| Harsh punishment | 82% | Inadequate supervision | 54% |

Young children at risk of poor development

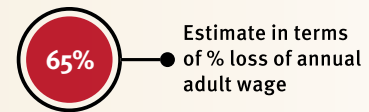


At risk in 2005, 2010 and 2015, using a composite indicator of under 5 stunting or poverty

Risks by gender and residence



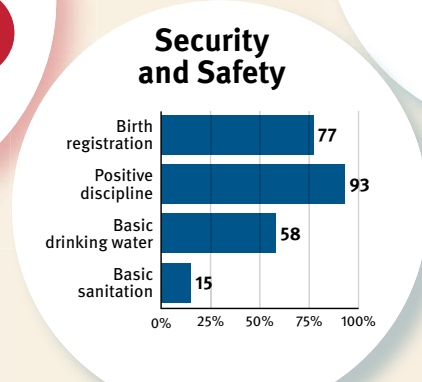
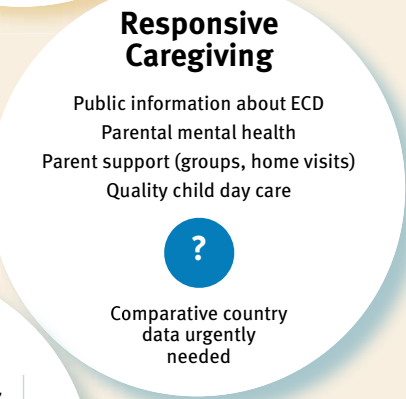
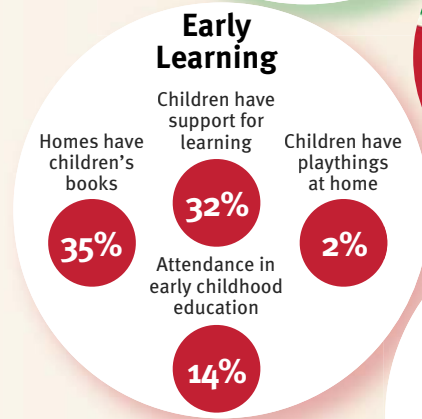
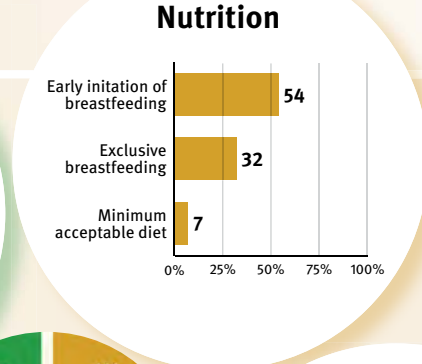
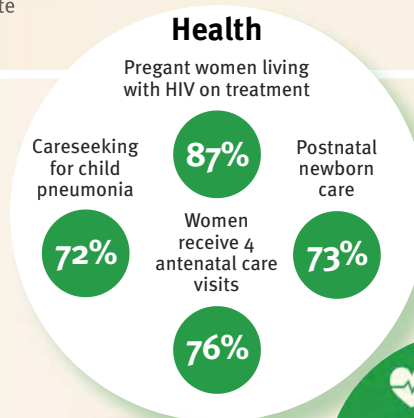
Lifetime cost of growth deficit in early childhood



Support and services for Early Childhood Development: Nurturing Care

Parents and caregivers need a facilitating environment of laws, policies, services and community support to assist them to provide their young children with nurturing care.

Support and services for Early Childhood Development: Facilitating Environments



Policies

| | |
|-------------------------------------------------------------|------------------------|
| ✗ Paid maternity leave | ✗ Paid paternity leave |
| ✗ National minimum wage | |
| ✗ Child and family social protection | |
| ✗ International Code of Marketing of Breastmilk Substitutes | |

International Conventions

| |
|--------------------------------------------------------------------------------------------|
| ✓ Convention on the Rights of the Child |
| ✓ Convention on the Rights of People with Disabilities |
| ✓ CRC Sale of Children, Child Prostitution & Child Pornography |
| ✗ Convention on Protection of Children and Cooperation in Respect of Intercountry Adoption |



Solomon Islands

Countdown to 2030

Women's, Children's & Adolescents' Health

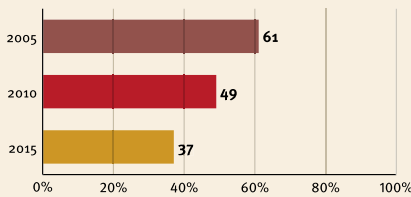
Demographics

| | |
|-------------------|--------------|
| Population | 599 000 |
| Annual births | 17 000 |
| Children under 5 | 83 000 (14%) |
| Under 5 mortality | 26/1 000 |

Threats to Early Childhood Development

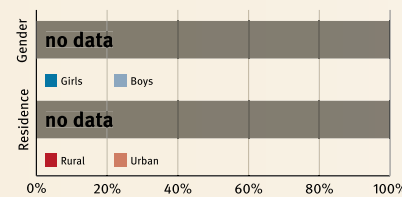
| | | | |
|--------------------|-------------|-------------------------------|---------|
| Maternal mortality | 114/100 000 | Young mothers (births by 18y) | 15% |
| Low birthweight | 13% | Preterm births | 12% |
| Child poverty | no data | Under 5 stunting | 31% |
| Harsh punishment | 86% | Inadequate supervision | no data |

Young children at risk of poor development



At risk in 2005, 2010 and 2015, using a composite indicator of under 5 stunting or poverty

Risks by gender and residence



Lifetime cost of growth deficit in early childhood



Estimate in terms of % loss of annual adult wage

Support and services for Early Childhood Development: Nurturing Care

Parents and caregivers need a facilitating environment of laws, policies, services and community support to assist them to provide their young children with nurturing care.

Support and services for Early Childhood Development: Facilitating Environments

Health

- Pregant women living with HIV on treatment: **79%**
- Careseeking for child pneumonia: **no data**
- Postnatal newborn care: **69%**
- Women receive 4 antenatal care visits: **69%**

Nutrition

- Early initiation of breastfeeding: **75%**
- Exclusive breastfeeding: **74%**
- Minimum acceptable diet: **no data**

Early Learning

- Children have support for learning: **no data**
- Homes have children's books: **no data**
- Children have playthings at home: **no data**
- Attendance in early childhood education: **no data**



Responsive Caregiving

- Public information about ECD
- Parental mental health
- Parent support (groups, home visits)
- Quality child day care
- Comparative country data urgently needed: **?**

Security and Safety

- Birth registration: **88%**
- Positive discipline: **no data**
- Basic drinking water: **64%**
- Basic sanitation: **31%**

Policies

| | | | |
|---|-----------------------------------------------------------|---|----------------------|
| ✗ | Paid maternity leave | ✗ | Paid paternity leave |
| ✓ | National minimum wage | | |
| ✗ | Child and family social protection | | |
| ✓ | International Code of Marketing of Breastmilk Substitutes | | |

International Conventions

| | |
|---|------------------------------------------------------------------------------------------|
| ✓ | Convention on the Rights of the Child |
| ✓ | Convention on the Rights of People with Disabilities |
| ✓ | CRC Sale of Children, Child Prostitution & Child Pornography |
| ✗ | Convention on Protection of Children and Cooperation in Respect of Intercountry Adoption |



Somalia

Countdown to 2030

Women's, Children's & Adolescents' Health

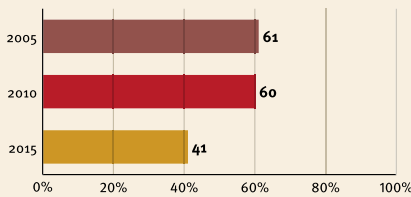
Demographics

| | |
|-------------------|-----------------|
| Population | 14 318 000 |
| Annual births | 609 000 |
| Children under 5 | 2 617 000 (18%) |
| Under 5 mortality | 133/1 000 |

Threats to Early Childhood Development

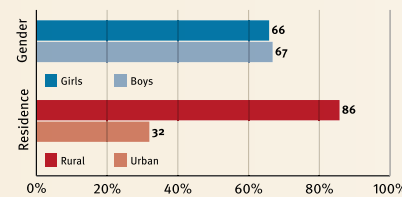
| | | | |
|--------------------|-------------|-------------------------------|---------|
| Maternal mortality | 732/100 000 | Young mothers (births by 18y) | no data |
| Low birthweight | no data | Preterm births | 12% |
| Child poverty | no data | Under 5 stunting | 38% |
| Harsh punishment | no data | Inadequate supervision | 79% |

Young children at risk of poor development



At risk in 2005, 2010 and 2015, using a composite indicator of under 5 stunting or poverty

Risks by gender and residence



Lifetime cost of growth deficit in early childhood



Estimate in terms of % loss of annual adult wage

Support and services for Early Childhood Development: Nurturing Care

Parents and caregivers need a facilitating environment of laws, policies, services and community support to assist them to provide their young children with nurturing care.

Support and services for Early Childhood Development: Facilitating Environments

Health

- Pregant women living with HIV on treatment: 7%
- Careseeking for child pneumonia: 79%
- Postnatal newborn care: no data
- Women receive 4 antenatal care visits: 6%

Nutrition

- Early initiation of breastfeeding: 23
- Exclusive breastfeeding: 5
- Minimum acceptable diet: no data

Early Learning

- Children have support for learning: no data
- Homes have children's books: no data
- Children have playthings at home: no data
- Attendance in early childhood education: 2%



Responsive Caregiving

- Public information about ECD
- Parental mental health
- Parent support (groups, home visits)
- Quality child day care
- Comparative country data urgently needed

Security and Safety

- Birth registration: 3
- Positive discipline: no data
- Basic drinking water: 40
- Basic sanitation: 16

Policies

| | |
|-------------------------------------------------------------|------------------------|
| ✗ Paid maternity leave | ✗ Paid paternity leave |
| ✗ National minimum wage | |
| ✗ Child and family social protection | |
| ✗ International Code of Marketing of Breastmilk Substitutes | |

International Conventions

| |
|--------------------------------------------------------------------------------------------|
| ✓ Convention on the Rights of the Child |
| ✗ Convention on the Rights of People with Disabilities |
| ✗ CRC Sale of Children, Child Prostitution & Child Pornography |
| ✗ Convention on Protection of Children and Cooperation in Respect of Intercountry Adoption |



South Africa

Countdown to 2030

Women's, Children's & Adolescents' Health

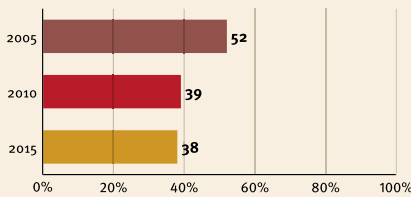
Demographics

| | |
|-------------------|-----------------|
| Population | 56 015 000 |
| Annual births | 1 176 000 |
| Children under 5 | 5 705 000 (10%) |
| Under 5 mortality | 43/1 000 |

Threats to Early Childhood Development

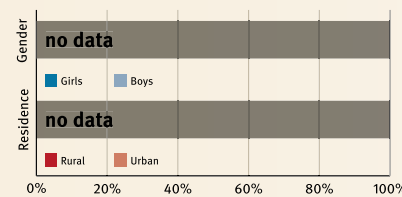
| | | | |
|--------------------|-------------|-------------------------------|---------|
| Maternal mortality | 138/100 000 | Young mothers (births by 18y) | 15% |
| Low birthweight | no data | Preterm births | 8% |
| Child poverty | no data | Under 5 stunting | 23% |
| Harsh punishment | no data | Inadequate supervision | no data |

Young children at risk of poor development



At risk in 2005, 2010 and 2015, using a composite indicator of under 5 stunting or poverty

Risks by gender and residence



Lifetime cost of growth deficit in early childhood



Estimate in terms of % loss of annual adult wage

Support and services for Early Childhood Development: Nurturing Care

Parents and caregivers need a facilitating environment of laws, policies, services and community support to assist them to provide their young children with nurturing care.

Support and services for Early Childhood Development: Facilitating Environments

Health

- Pregant women living with HIV on treatment: 76%
- Careseeking for child pneumonia: 88%
- Women receive 4 antenatal care visits: >95%
- Postnatal newborn care: 84%

Nutrition

- Early initiation of breastfeeding: 61
- Exclusive breastfeeding: 32
- Minimum acceptable diet: 23

Early Learning

- Homes have children's books: no data
- Children have support for learning: no data
- Children have playthings at home: no data
- Attendance in early childhood education: 48%



Responsive Caregiving

- Public information about ECD
- Parental mental health
- Parent support (groups, home visits)
- Quality child day care
- Comparative country data urgently needed

Security and Safety

- Birth registration: 85
- Positive discipline: no data
- Basic drinking water: 85
- Basic sanitation: 73

Policies

| | |
|-------------------------------------------------------------|------------------------|
| ✗ Paid maternity leave | ✓ Paid paternity leave |
| ✓ National minimum wage | |
| ✓ Child and family social protection | |
| ✓ International Code of Marketing of Breastmilk Substitutes | |

International Conventions

| |
|--------------------------------------------------------------------------------------------|
| ✓ Convention on the Rights of the Child |
| ✓ Convention on the Rights of People with Disabilities |
| ✓ CRC Sale of Children, Child Prostitution & Child Pornography |
| ✓ Convention on Protection of Children and Cooperation in Respect of Intercountry Adoption |



Sudan

Countdown to 2030

Women's, Children's & Adolescents' Health

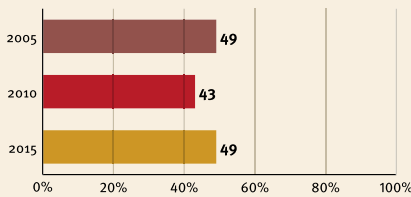
Demographics

| | |
|-------------------|-----------------|
| Population | 39 579 000 |
| Annual births | 1 290 000 |
| Children under 5 | 5 940 000 (15%) |
| Under 5 mortality | 65/1 000 |

Threats to Early Childhood Development

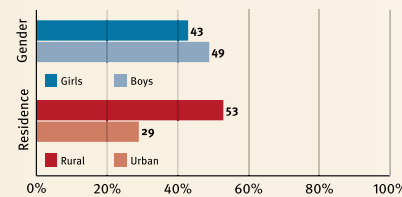
| | | | |
|--------------------|-------------|-------------------------------|---------|
| Maternal mortality | 311/100 000 | Young mothers (births by 18y) | 22% |
| Low birthweight | no data | Preterm births | 13% |
| Child poverty | 17% | Under 5 stunting | 38% |
| Harsh punishment | 64% | Inadequate supervision | no data |

Young children at risk of poor development

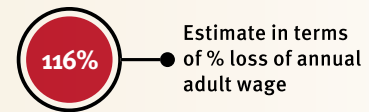


At risk in 2005, 2010 and 2015, using a composite indicator of under 5 stunting or poverty

Risks by gender and residence



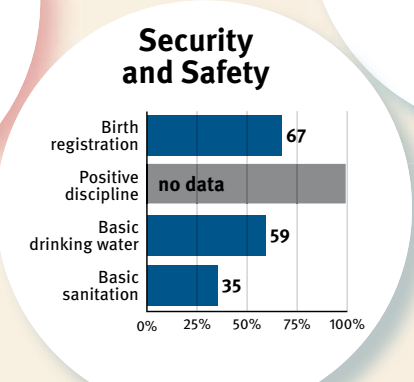
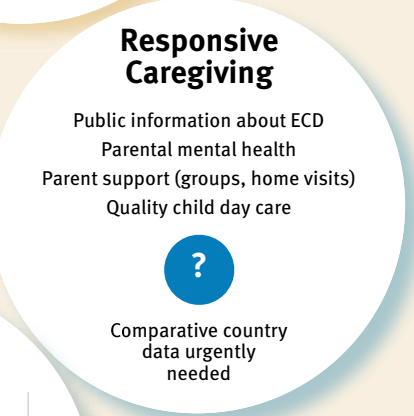
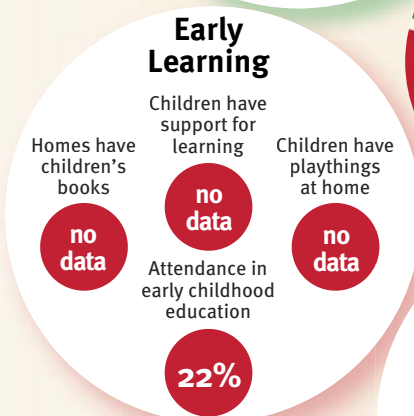
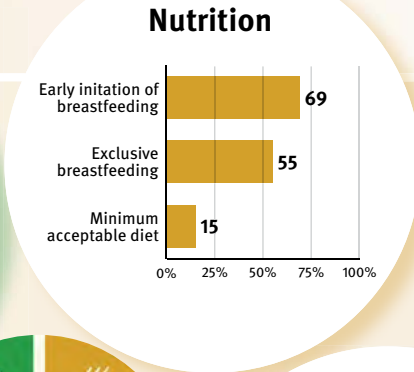
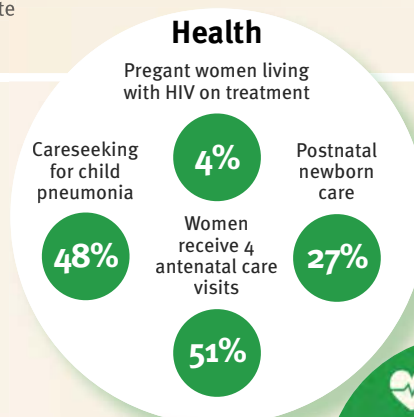
Lifetime cost of growth deficit in early childhood



Support and services for Early Childhood Development: Nurturing Care

Parents and caregivers need a facilitating environment of laws, policies, services and community support to assist them to provide their young children with nurturing care.

Support and services for Early Childhood Development: Facilitating Environments



Policies

| | | | |
|---|-----------------------------------------------------------|---|----------------------|
| ✗ | Paid maternity leave | ✗ | Paid paternity leave |
| ✓ | National minimum wage | | |
| ✗ | Child and family social protection | | |
| ✓ | International Code of Marketing of Breastmilk Substitutes | | |

International Conventions

| | |
|---|------------------------------------------------------------------------------------------|
| ✓ | Convention on the Rights of the Child |
| ✓ | Convention on the Rights of People with Disabilities |
| ✓ | CRC Sale of Children, Child Prostitution & Child Pornography |
| ✗ | Convention on Protection of Children and Cooperation in Respect of Intercountry Adoption |



Suriname

Countdown to 2030

Women's, Children's & Adolescents' Health

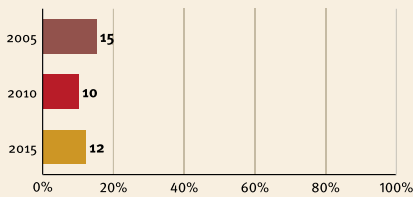
Demographics

| | |
|-------------------|-------------|
| Population | 558 000 |
| Annual births | 10 000 |
| Children under 5 | 50 000 (9%) |
| Under 5 mortality | 20/1 000 |

Threats to Early Childhood Development

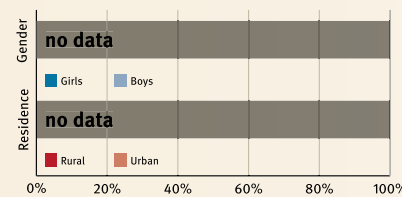
| | | | |
|--------------------|-------------|-------------------------------|---------|
| Maternal mortality | 155/100 000 | Young mothers (births by 18y) | no data |
| Low birthweight | 14% | Preterm births | 9% |
| Child poverty | no data | Under 5 stunting | 12% |
| Harsh punishment | 86% | Inadequate supervision | 73% |

Young children at risk of poor development



At risk in 2005, 2010 and 2015, using a composite indicator of under 5 stunting or poverty

Risks by gender and residence



Lifetime cost of growth deficit in early childhood



Estimate in terms of % loss of annual adult wage

Support and services for Early Childhood Development: Nurturing Care

Parents and caregivers need a facilitating environment of laws, policies, services and community support to assist them to provide their young children with nurturing care.

Support and services for Early Childhood Development: Facilitating Environments

Health

- Pregant women living with HIV on treatment: 89%
- Careseeking for child pneumonia: 76%
- Postnatal newborn care: no data
- Women receive 4 antenatal care visits: 67%

Nutrition

- Early initiation of breastfeeding: 45%
- Exclusive breastfeeding: 3%
- Minimum acceptable diet: no data

Early Learning

- Children have support for learning: 7%
- Homes have children's books: 59%
- Children have playthings at home: 25%
- Attendance in early childhood education: 34%



Responsive Caregiving

- Public information about ECD
- Parental mental health
- Parent support (groups, home visits)
- Quality child day care
- Comparative country data urgently needed

Security and Safety

- Birth registration: 99%
- Positive discipline: 95%
- Basic drinking water: 95%
- Basic sanitation: 79%

Policies

| | | | |
|---------|-----------------------------------------------------------|---|----------------------|
| no data | Paid maternity leave | ✗ | Paid paternity leave |
| ✗ | National minimum wage | | |
| no data | Child and family social protection | | |
| ✗ | International Code of Marketing of Breastmilk Substitutes | | |

International Conventions

| | |
|---|------------------------------------------------------------------------------------------|
| ✓ | Convention on the Rights of the Child |
| ✓ | Convention on the Rights of People with Disabilities |
| ✓ | CRC Sale of Children, Child Prostitution & Child Pornography |
| ✗ | Convention on Protection of Children and Cooperation in Respect of Intercountry Adoption |



Swaziland

Countdown to 2030

Women's, Children's & Adolescents' Health

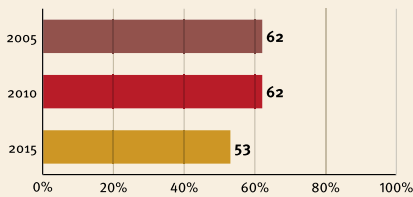
Demographics

| | |
|-------------------|---------------|
| Population | 1 343 000 |
| Annual births | 39 000 |
| Children under 5 | 180 000 (13%) |
| Under 5 mortality | 70/1 000 |

Threats to Early Childhood Development

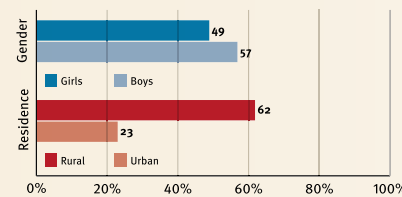
| | | | |
|--------------------|-------------|-------------------------------|-----|
| Maternal mortality | 389/100 000 | Young mothers (births by 18y) | 17% |
| Low birthweight | 9% | Preterm births | 14% |
| Child poverty | 49% | Under 5 stunting | 25% |
| Harsh punishment | 88% | Inadequate supervision | 39% |

Young children at risk of poor development



At risk in 2005, 2010 and 2015, using a composite indicator of under 5 stunting or poverty

Risks by gender and residence



Lifetime cost of growth deficit in early childhood

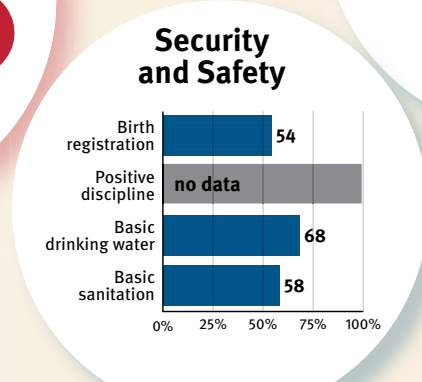
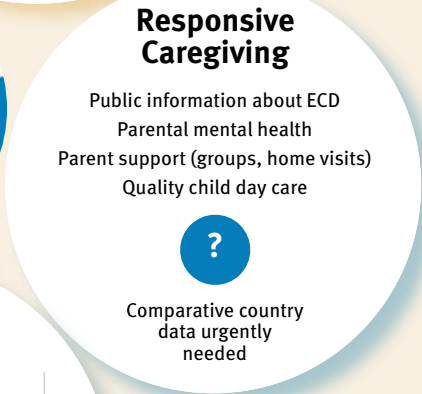
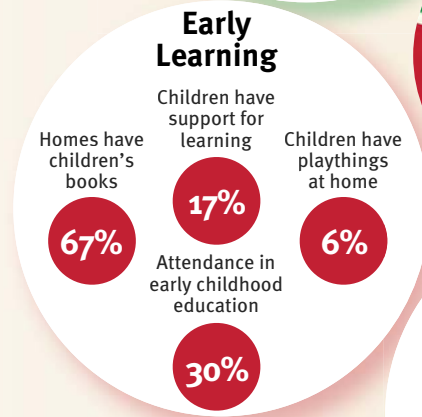
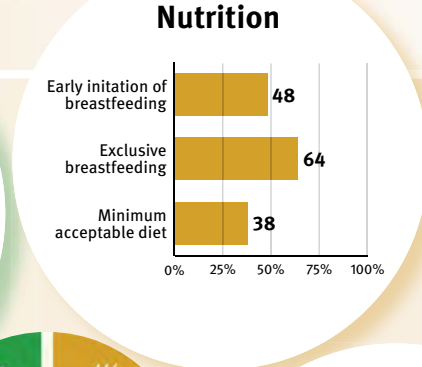
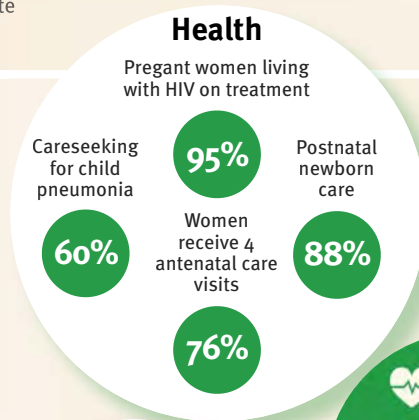


Estimate in terms of % loss of annual adult wage

Support and services for Early Childhood Development: Nurturing Care

Parents and caregivers need a facilitating environment of laws, policies, services and community support to assist them to provide their young children with nurturing care.

Support and services for Early Childhood Development: Facilitating Environments



Policies

| | | | |
|---|-----------------------------------------------------------|---|----------------------|
| ✗ | Paid maternity leave | ✗ | Paid paternity leave |
| ✓ | National minimum wage | | |
| ✗ | Child and family social protection | | |
| ✗ | International Code of Marketing of Breastmilk Substitutes | | |

International Conventions

| | |
|---|------------------------------------------------------------------------------------------|
| ✓ | Convention on the Rights of the Child |
| ✓ | Convention on the Rights of People with Disabilities |
| ✓ | CRC Sale of Children, Child Prostitution & Child Pornography |
| ✓ | Convention on Protection of Children and Cooperation in Respect of Intercountry Adoption |



Syria

Countdown to 2030

Women's, Children's & Adolescents' Health

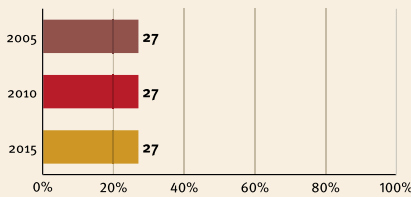
Demographics

| | |
|-------------------|-----------------|
| Population | 18 430 000 |
| Annual births | 427 000 |
| Children under 5 | 2 100 000 (11%) |
| Under 5 mortality | 18/1 000 |

Threats to Early Childhood Development

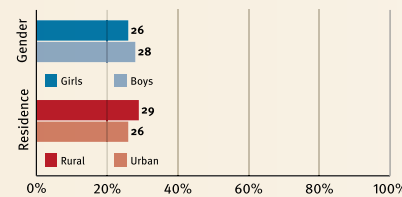
| | | | |
|--------------------|------------|-------------------------------|-----|
| Maternal mortality | 68/100 000 | Young mothers (births by 18y) | 9% |
| Low birthweight | 10% | Preterm births | 11% |
| Child poverty | 2% | Under 5 stunting | 26% |
| Harsh punishment | 89% | Inadequate supervision | 70% |

Young children at risk of poor development

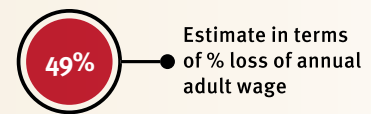


At risk in 2005, 2010 and 2015, using a composite indicator of under 5 stunting or poverty

Risks by gender and residence



Lifetime cost of growth deficit in early childhood



Support and services for Early Childhood Development: Nurturing Care

Parents and caregivers need a facilitating environment of laws, policies, services and community support to assist them to provide their young children with nurturing care.

Support and services for Early Childhood Development: Facilitating Environments

Health

- Pregant women living with HIV on treatment: 77%
- Careseeking for child pneumonia: no data
- Postnatal newborn care: no data
- Women receive 4 antenatal care visits: 64%

Nutrition

- Early initiation of breastfeeding: 46%
- Exclusive breastfeeding: 43%
- Minimum acceptable diet: no data

Early Learning

- Homes have children's books: 52%
- Children have support for learning: 17%
- Children have playthings at home: 30%
- Attendance in early childhood education: 8%



Responsive Caregiving

- Public information about ECD
- Parental mental health
- Parent support (groups, home visits)
- Quality child day care
- Comparative country data urgently needed

Security and Safety

- Birth registration: 96%
- Positive discipline: 77%
- Basic drinking water: 97%
- Basic sanitation: 93%

Policies

| | |
|-------------------------------------------------------------|------------------------|
| ✓ Paid maternity leave | ✗ Paid paternity leave |
| ✓ National minimum wage | |
| ✗ Child and family social protection | |
| ✓ International Code of Marketing of Breastmilk Substitutes | |

International Conventions

| |
|--------------------------------------------------------------------------------------------|
| ✓ Convention on the Rights of the Child |
| ✓ Convention on the Rights of People with Disabilities |
| ✓ CRC Sale of Children, Child Prostitution & Child Pornography |
| ✗ Convention on Protection of Children and Cooperation in Respect of Intercountry Adoption |



Tajikistan

Countdown to 2030

Women's, Children's & Adolescents' Health

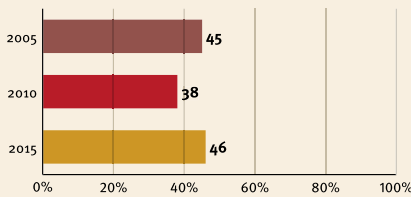
Demographics

| | |
|-------------------|-----------------|
| Population | 8 735 000 |
| Annual births | 251 000 |
| Children under 5 | 1 183 000 (14%) |
| Under 5 mortality | 43/1 000 |

Threats to Early Childhood Development

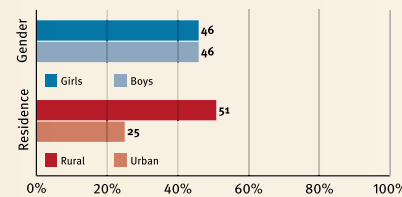
| | | | |
|--------------------|------------|-------------------------------|-----|
| Maternal mortality | 32/100 000 | Young mothers (births by 18y) | 2% |
| Low birthweight | 10% | Preterm births | 11% |
| Child poverty | 29% | Under 5 stunting | 26% |
| Harsh punishment | 78% | Inadequate supervision | 74% |

Young children at risk of poor development

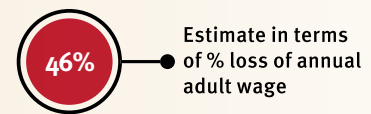


At risk in 2005, 2010 and 2015, using a composite indicator of under 5 stunting or poverty

Risks by gender and residence



Lifetime cost of growth deficit in early childhood



Support and services for Early Childhood Development: Nurturing Care

Parents and caregivers need a facilitating environment of laws, policies, services and community support to assist them to provide their young children with nurturing care.

Support and services for Early Childhood Development: Facilitating Environments

Health

- Pregant women living with HIV on treatment: 85%
- Careseeking for child pneumonia: 63%
- Postnatal newborn care: 81%
- Women receive 4 antenatal care visits: 53%

Nutrition

- Early initiation of breastfeeding: 50%
- Exclusive breastfeeding: 34%
- Minimum acceptable diet: 20%

Early Learning

- Homes have children's books: 46%
- Children have support for learning: 13%
- Children have playthings at home: 17%
- Attendance in early childhood education: 6%



Responsive Caregiving

- Public information about ECD
- Parental mental health
- Parent support (groups, home visits)
- Quality child day care
- Comparative country data urgently needed

Security and Safety

- Birth registration: 88%
- Positive discipline: 76%
- Basic drinking water: 74%
- Basic sanitation: 95%

Policies

| | |
|-------------------------------------------------------------|------------------------|
| ✓ Paid maternity leave | ✓ Paid paternity leave |
| ✗ National minimum wage | |
| ✗ Child and family social protection | |
| ✓ International Code of Marketing of Breastmilk Substitutes | |

International Conventions

| |
|--------------------------------------------------------------------------------------------|
| ✓ Convention on the Rights of the Child |
| ✓ Convention on the Rights of People with Disabilities |
| ✗ CRC Sale of Children, Child Prostitution & Child Pornography |
| ✗ Convention on Protection of Children and Cooperation in Respect of Intercountry Adoption |



Timor-Leste

Countdown to 2030

Women's, Children's & Adolescents' Health

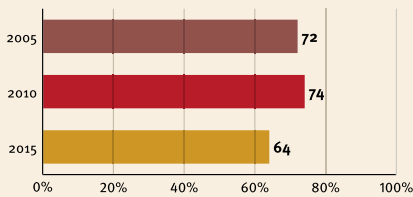
Demographics

| | |
|-------------------|---------------|
| Population | 1 269 000 |
| Annual births | 44 000 |
| Children under 5 | 206 000 (16%) |
| Under 5 mortality | 50/1 000 |

Threats to Early Childhood Development

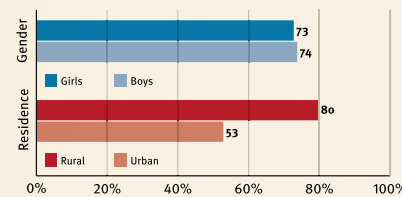
| | | | |
|--------------------|-------------|-------------------------------|---------|
| Maternal mortality | 215/100 000 | Young mothers (births by 18y) | 9% |
| Low birthweight | 12% | Preterm births | 12% |
| Child poverty | 44% | Under 5 stunting | 50% |
| Harsh punishment | no data | Inadequate supervision | no data |

Young children at risk of poor development

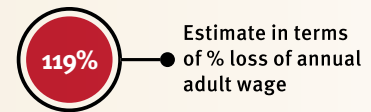


At risk in 2005, 2010 and 2015, using a composite indicator of under 5 stunting or poverty

Risks by gender and residence



Lifetime cost of growth deficit in early childhood



Support and services for Early Childhood Development: Nurturing Care

Parents and caregivers need a facilitating environment of laws, policies, services and community support to assist them to provide their young children with nurturing care.

Support and services for Early Childhood Development: Facilitating Environments

Health

- Pregant women living with HIV on treatment: 55%
- Careseeking for child pneumonia: 71%
- Postnatal newborn care: 24%
- Women receive 4 antenatal care visits: no data

Nutrition

- Early initiation of breastfeeding: 93%
- Exclusive breastfeeding: 62%
- Minimum acceptable diet: 18%

Early Learning

- Children have support for learning: no data
- Children have playthings at home: no data
- Homes have children's books: no data
- Attendance in early childhood education: no data



Responsive Caregiving

- Public information about ECD: ?
- Parental mental health: ?
- Parent support (groups, home visits): ?
- Quality child day care: ?
- Comparative country data urgently needed: ?

Security and Safety

- Birth registration: 55%
- Positive discipline: no data
- Basic drinking water: 70%
- Basic sanitation: 44%

Policies

| | |
|-------------------------------------------------------------|------------------------|
| ✗ Paid maternity leave | ✓ Paid paternity leave |
| ✗ National minimum wage | |
| ✗ Child and family social protection | |
| ✗ International Code of Marketing of Breastmilk Substitutes | |

International Conventions

| |
|--------------------------------------------------------------------------------------------|
| ✓ Convention on the Rights of the Child |
| ✓ Convention on the Rights of People with Disabilities |
| ✗ CRC Sale of Children, Child Prostitution & Child Pornography |
| ✗ Convention on Protection of Children and Cooperation in Respect of Intercountry Adoption |



Togo

Countdown to 2030

Women's, Children's & Adolescents' Health

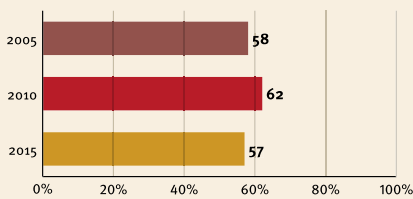
Demographics

| | |
|-------------------|-----------------|
| Population | 7 606 000 |
| Annual births | 256 000 |
| Children under 5 | 1 176 000 (15%) |
| Under 5 mortality | 76/1 000 |

Threats to Early Childhood Development

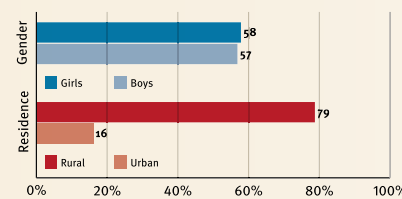
| | | | |
|--------------------|-------------|-------------------------------|-----|
| Maternal mortality | 368/100 000 | Young mothers (births by 18y) | 15% |
| Low birthweight | 11% | Preterm births | 13% |
| Child poverty | 45% | Under 5 stunting | 27% |
| Harsh punishment | 81% | Inadequate supervision | 25% |

Young children at risk of poor development

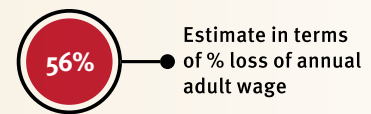


At risk in 2005, 2010 and 2015, using a composite indicator of under 5 stunting or poverty

Risks by gender and residence



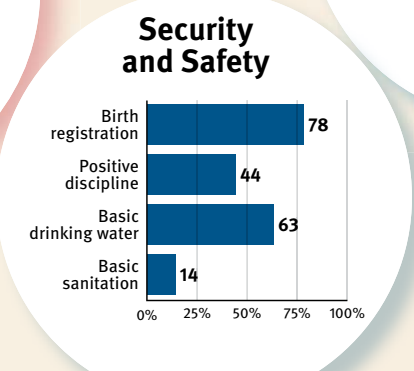
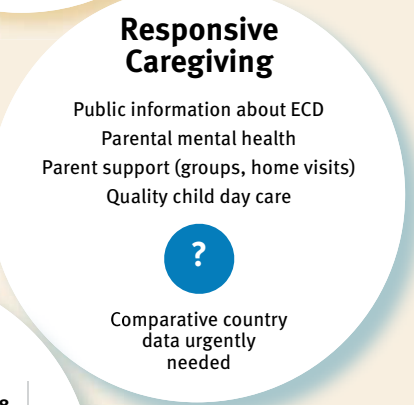
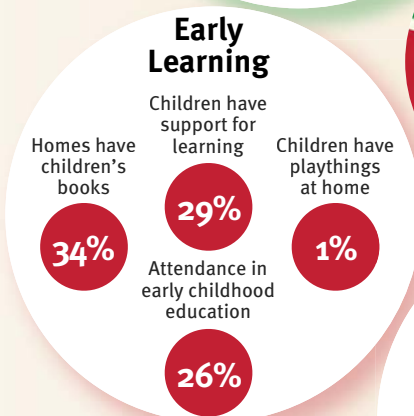
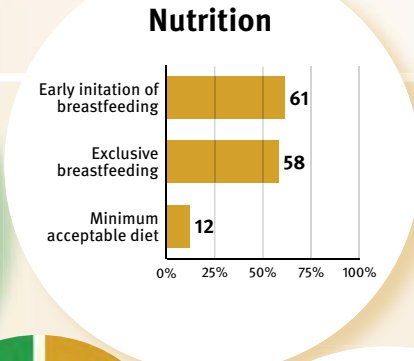
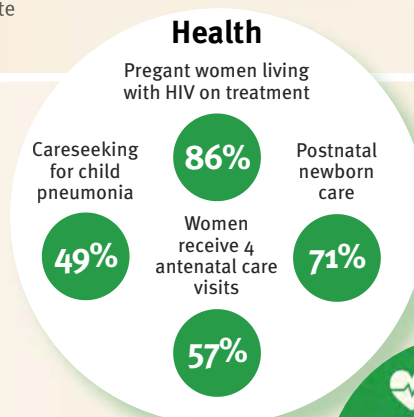
Lifetime cost of growth deficit in early childhood



Support and services for Early Childhood Development: Nurturing Care

Parents and caregivers need a facilitating environment of laws, policies, services and community support to assist them to provide their young children with nurturing care.

Support and services for Early Childhood Development: Facilitating Environments



Policies

| | | | |
|---------|-----------------------------------------------------------|---|----------------------|
| no data | Paid maternity leave | ✓ | Paid paternity leave |
| ✓ | National minimum wage | | |
| ✗ | Child and family social protection | | |
| ✗ | International Code of Marketing of Breastmilk Substitutes | | |

International Conventions

| | |
|---|------------------------------------------------------------------------------------------|
| ✓ | Convention on the Rights of the Child |
| ✓ | Convention on the Rights of People with Disabilities |
| ✓ | CRC Sale of Children, Child Prostitution & Child Pornography |
| ✓ | Convention on Protection of Children and Cooperation in Respect of Intercountry Adoption |



Turkey

Countdown to 2030

Women's, Children's & Adolescents' Health

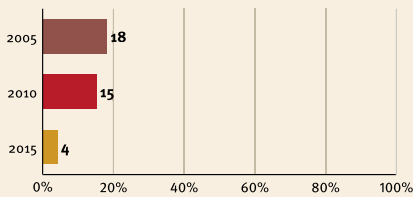
Demographics

| | |
|-------------------|----------------|
| Population | 79 512 000 |
| Annual births | 1 294 000 |
| Children under 5 | 6 775 000 (9%) |
| Under 5 mortality | 13/1 000 |

Threats to Early Childhood Development

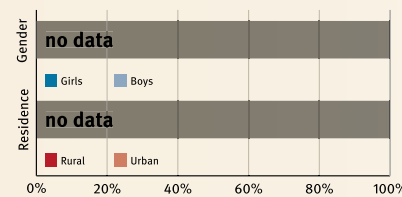
| | | | |
|--------------------|------------|-------------------------------|---------|
| Maternal mortality | 16/100 000 | Young mothers (births by 18y) | 6% |
| Low birthweight | 11% | Preterm births | 12% |
| Child poverty | no data | Under 5 stunting | 10% |
| Harsh punishment | no data | Inadequate supervision | no data |

Young children at risk of poor development



At risk in 2005, 2010 and 2015, using a composite indicator of under 5 stunting or poverty

Risks by gender and residence



Lifetime cost of growth deficit in early childhood



Estimate in terms of % loss of annual adult wage

Support and services for Early Childhood Development: Nurturing Care

Parents and caregivers need a facilitating environment of laws, policies, services and community support to assist them to provide their young children with nurturing care.

Support and services for Early Childhood Development: Facilitating Environments

Health

- Pregant women living with HIV on treatment: **89%**
- Careseeking for child pneumonia: **no data**
- Postnatal newborn care: **no data**
- Women receive 4 antenatal care visits: **88%**

Nutrition

- Early initiation of breastfeeding: **50**
- Exclusive breastfeeding: **30**
- Minimum acceptable diet: **no data**

Early Learning

- Children have support for learning: **no data**
- Children have playthings at home: **no data**
- Homes have children's books: **no data**
- Attendance in early childhood education: **no data**



Responsive Caregiving

- Public information about ECD
- Parental mental health
- Parent support (groups, home visits)
- Quality child day care
- Comparative country data urgently needed: **?**

Security and Safety

- Birth registration: **99**
- Positive discipline: **no data**
- Basic drinking water: **99**
- Basic sanitation: **96**

Policies

| | | | |
|---|-----------------------------------------------------------|---|----------------------|
| ✗ | Paid maternity leave | ✗ | Paid paternity leave |
| ✓ | National minimum wage | | |
| ✗ | Child and family social protection | | |
| ✓ | International Code of Marketing of Breastmilk Substitutes | | |

International Conventions

| | |
|---|------------------------------------------------------------------------------------------|
| ✓ | Convention on the Rights of the Child |
| ✓ | Convention on the Rights of People with Disabilities |
| ✓ | CRC Sale of Children, Child Prostitution & Child Pornography |
| ✓ | Convention on Protection of Children and Cooperation in Respect of Intercountry Adoption |



Turkmenistan

Countdown to 2030

Women's, Children's & Adolescents' Health

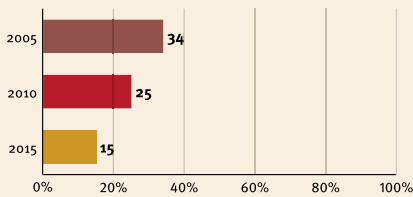
Demographics

| | |
|-------------------|---------------|
| Population | 5 663 000 |
| Annual births | 144 000 |
| Children under 5 | 709 000 (13%) |
| Under 5 mortality | 51/1 000 |

Threats to Early Childhood Development

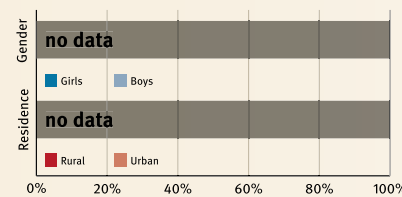
| | | | |
|--------------------|------------|-------------------------------|-----|
| Maternal mortality | 42/100 000 | Young mothers (births by 18y) | 1% |
| Low birthweight | 5% | Preterm births | 10% |
| Child poverty | no data | Under 5 stunting | 11% |
| Harsh punishment | 37% | Inadequate supervision | 94% |

Young children at risk of poor development



At risk in 2005, 2010 and 2015, using a composite indicator of under 5 stunting or poverty

Risks by gender and residence



Lifetime cost of growth deficit in early childhood



Estimate in terms of % loss of annual adult wage

Support and services for Early Childhood Development: Nurturing Care

Parents and caregivers need a facilitating environment of laws, policies, services and community support to assist them to provide their young children with nurturing care.

Support and services for Early Childhood Development: Facilitating Environments

Health

- Pregant women living with HIV on treatment: **96%**
- Careseeking for child pneumonia: **59%**
- Postnatal newborn care: **100%**
- Women receive 4 antenatal care visits: **no data**

Nutrition

- Early initiation of breastfeeding: **73%**
- Exclusive breastfeeding: **59%**
- Minimum acceptable diet: **77%**

Early Learning

- Homes have children's books: **53%**
- Children have support for learning: **1%**
- Children have playthings at home: **48%**
- Attendance in early childhood education: **43%**



Responsive Caregiving

- Public information about ECD
- Parental mental health
- Parent support (groups, home visits)
- Quality child day care
- Comparative country data urgently needed: **?**

Security and Safety

- Birth registration: **100%**
- Positive discipline: **no data**
- Basic drinking water: **94%**
- Basic sanitation: **97%**

| Policies | |
|------------------------|-----------------------------------------------------------|
| ✓ Paid maternity leave | ✗ Paid paternity leave |
| no data | National minimum wage |
| ✗ | Child and family social protection |
| ✓ | International Code of Marketing of Breastmilk Substitutes |

| International Conventions | |
|---------------------------|------------------------------------------------------------------------------------------|
| ✓ | Convention on the Rights of the Child |
| ✓ | Convention on the Rights of People with Disabilities |
| ✓ | CRC Sale of Children, Child Prostitution & Child Pornography |
| ✗ | Convention on Protection of Children and Cooperation in Respect of Intercountry Adoption |



Uganda

Countdown to 2030

Women's, Children's & Adolescents' Health

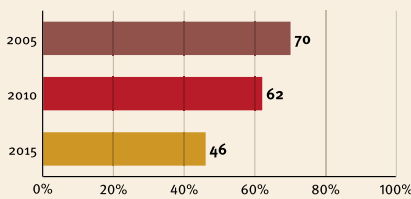
Demographics

| | |
|-------------------|-----------------|
| Population | 41 488 000 |
| Annual births | 1 715 000 |
| Children under 5 | 7 699 000 (19%) |
| Under 5 mortality | 53/1 000 |

Threats to Early Childhood Development

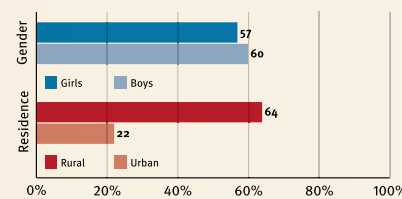
| | | | |
|--------------------|-------------|-------------------------------|---------|
| Maternal mortality | 343/100 000 | Young mothers (births by 18y) | 33% |
| Low birthweight | 12% | Preterm births | 14% |
| Child poverty | 38% | Under 5 stunting | 34% |
| Harsh punishment | no data | Inadequate supervision | no data |

Young children at risk of poor development

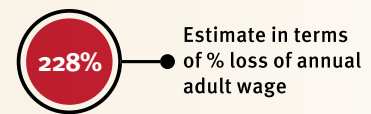


At risk in 2005, 2010 and 2015, using a composite indicator of under 5 stunting or poverty

Risks by gender and residence



Lifetime cost of growth deficit in early childhood



Support and services for Early Childhood Development: Nurturing Care

Parents and caregivers need a facilitating environment of laws, policies, services and community support to assist them to provide their young children with nurturing care.

Support and services for Early Childhood Development: Facilitating Environments

Health

- Pregant women living with HIV on treatment: 95%
- Careseeking for child pneumonia: 80%
- Postnatal newborn care: 54%
- Women receive 4 antenatal care visits: 60%

Nutrition

- Early initiation of breastfeeding: 53%
- Exclusive breastfeeding: 66%
- Minimum acceptable diet: 14%

Early Learning

- Children have support for learning: no data
- Children have playthings at home: no data
- Homes have children's books: no data
- Attendance in early childhood education: no data



Responsive Caregiving

- Public information about ECD
- Parental mental health
- Parent support (groups, home visits)
- Quality child day care
- Comparative country data urgently needed

Security and Safety

- Birth registration: 30%
- Positive discipline: no data
- Basic drinking water: 39%
- Basic sanitation: 19%

Policies

| | |
|-------------------------------------------------------------|------------------------|
| ✗ Paid maternity leave | ✓ Paid paternity leave |
| ✗ National minimum wage | |
| ✗ Child and family social protection | |
| ✓ International Code of Marketing of Breastmilk Substitutes | |

International Conventions

| |
|--------------------------------------------------------------------------------------------|
| ✓ Convention on the Rights of the Child |
| ✓ Convention on the Rights of People with Disabilities |
| ✓ CRC Sale of Children, Child Prostitution & Child Pornography |
| ✗ Convention on Protection of Children and Cooperation in Respect of Intercountry Adoption |



United Republic of Tanzania

Countdown to 2030

Women's, Children's & Adolescents' Health

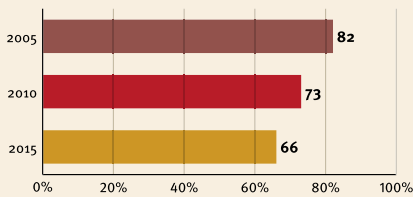
Demographics

| | |
|-------------------|-----------------|
| Population | 55 572 000 |
| Annual births | 2 087 000 |
| Children under 5 | 9 655 000 (17%) |
| Under 5 mortality | 57/1 000 |

Threats to Early Childhood Development

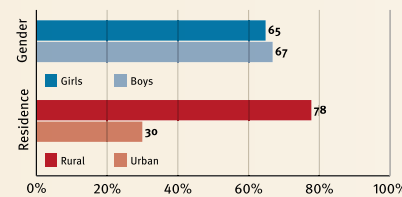
| | | | |
|--------------------|-------------|-------------------------------|---------|
| Maternal mortality | 398/100 000 | Young mothers (births by 18y) | 22% |
| Low birthweight | 8% | Preterm births | 11% |
| Child poverty | 58% | Under 5 stunting | 34% |
| Harsh punishment | no data | Inadequate supervision | no data |

Young children at risk of poor development

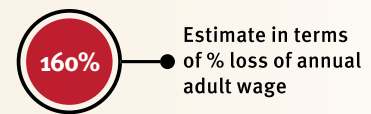


At risk in 2005, 2010 and 2015, using a composite indicator of under 5 stunting or poverty

Risks by gender and residence



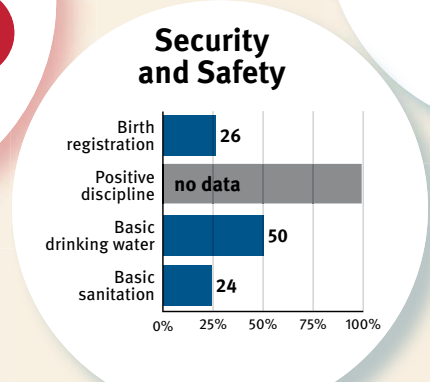
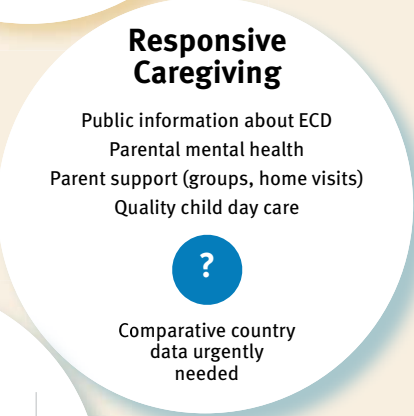
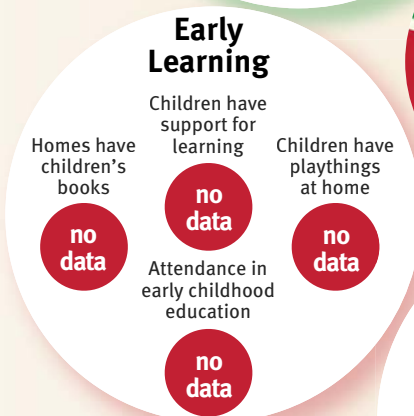
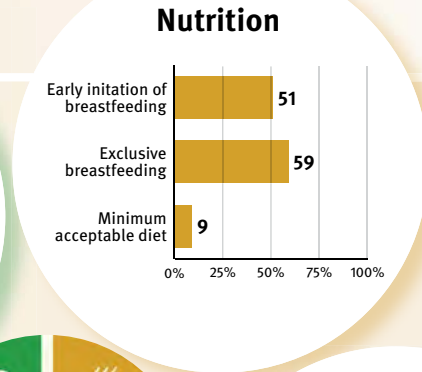
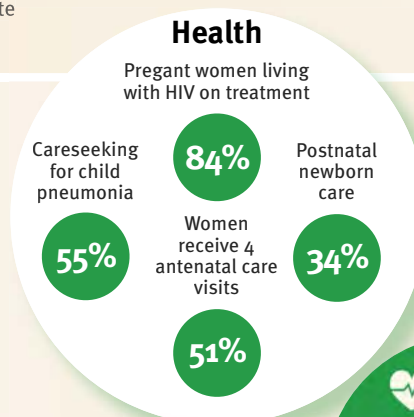
Lifetime cost of growth deficit in early childhood



Support and services for Early Childhood Development: Nurturing Care

Parents and caregivers need a facilitating environment of laws, policies, services and community support to assist them to provide their young children with nurturing care.

Support and services for Early Childhood Development: Facilitating Environments



Policies

| | | | |
|---|-----------------------------------------------------------|---|----------------------|
| ✗ | Paid maternity leave | ✓ | Paid paternity leave |
| ✓ | National minimum wage | | |
| ✗ | Child and family social protection | | |
| ✓ | International Code of Marketing of Breastmilk Substitutes | | |

International Conventions

| | |
|---|------------------------------------------------------------------------------------------|
| ✓ | Convention on the Rights of the Child |
| ✓ | Convention on the Rights of People with Disabilities |
| ✓ | CRC Sale of Children, Child Prostitution & Child Pornography |
| ✓ | Convention on Protection of Children and Cooperation in Respect of Intercountry Adoption |



Uzbekistan

Countdown to 2030

Women's, Children's & Adolescents' Health

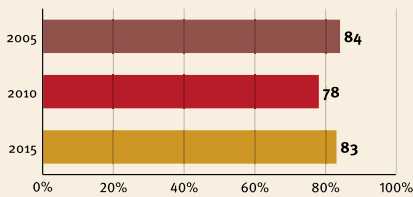
Demographics

| | |
|-------------------|-----------------|
| Population | 31 447 000 |
| Annual births | 663 000 |
| Children under 5 | 3 184 000 (10%) |
| Under 5 mortality | 24/1 000 |

Threats to Early Childhood Development

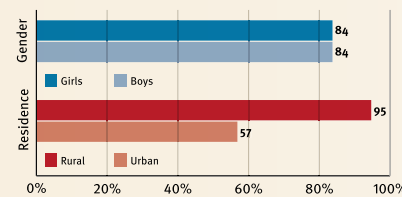
| | | | |
|--------------------|------------|-------------------------------|-----|
| Maternal mortality | 36/100 000 | Young mothers (births by 18y) | 2% |
| Low birthweight | 5% | Preterm births | 9% |
| Child poverty | no data | Under 5 stunting | 19% |
| Harsh punishment | no data | Inadequate supervision | 91% |

Young children at risk of poor development

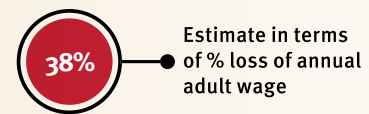


At risk in 2005, 2010 and 2015, using a composite indicator of under 5 stunting or poverty

Risks by gender and residence



Lifetime cost of growth deficit in early childhood



Support and services for Early Childhood Development: Nurturing Care

Parents and caregivers need a facilitating environment of laws, policies, services and community support to assist them to provide their young children with nurturing care.

Support and services for Early Childhood Development: Facilitating Environments

Health

- Pregant women living with HIV on treatment: **no data**
- Careseeking for child pneumonia: **68%**
- Postnatal newborn care: **no data**
- Women receive 4 antenatal care visits: **no data**
- no data**

Nutrition

- Early initiation of breastfeeding: **67%**
- Exclusive breastfeeding: **26%**
- Minimum acceptable diet: **no data**

Early Learning

- Homes have children's books: **67%**
- Children have support for learning: **5%**
- Children have playthings at home: **43%**
- Attendance in early childhood education: **21%**



Responsive Caregiving

- Public information about ECD
- Parental mental health
- Parent support (groups, home visits)
- Quality child day care
- ?**
- Comparative country data urgently needed

Security and Safety

- Birth registration: **100%**
- Positive discipline: **no data**
- Basic drinking water: **no data**
- Basic sanitation: **100%**

Policies

| | |
|-------------------------------------------------------------|------------------------|
| ✓ Paid maternity leave | ✓ Paid paternity leave |
| ✓ National minimum wage | |
| ✓ Child and family social protection | |
| ✓ International Code of Marketing of Breastmilk Substitutes | |

International Conventions

| |
|--------------------------------------------------------------------------------------------|
| ✓ Convention on the Rights of the Child |
| ✓ Convention on the Rights of People with Disabilities |
| ✓ CRC Sale of Children, Child Prostitution & Child Pornography |
| ✗ Convention on Protection of Children and Cooperation in Respect of Intercountry Adoption |



Vanuatu

Countdown to 2030

Women's, Children's & Adolescents' Health

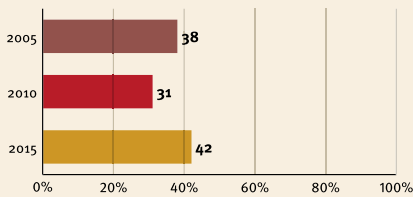
Demographics

| | |
|-------------------|--------------|
| Population | 270 000 |
| Annual births | 7 000 |
| Children under 5 | 34 000 (13%) |
| Under 5 mortality | 28/1 000 |

Threats to Early Childhood Development

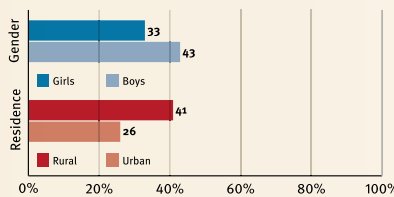
| | | | |
|--------------------|------------|-------------------------------|---------|
| Maternal mortality | 78/100 000 | Young mothers (births by 18y) | 13% |
| Low birthweight | 10% | Preterm births | 13% |
| Child poverty | 18% | Under 5 stunting | 29% |
| Harsh punishment | 84% | Inadequate supervision | no data |

Young children at risk of poor development

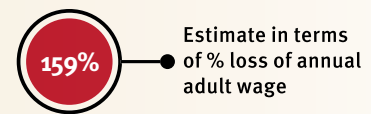


At risk in 2005, 2010 and 2015, using a composite indicator of under 5 stunting or poverty

Risks by gender and residence



Lifetime cost of growth deficit in early childhood



Support and services for Early Childhood Development: Nurturing Care

Parents and caregivers need a facilitating environment of laws, policies, services and community support to assist them to provide their young children with nurturing care.

Support and services for Early Childhood Development: Facilitating Environments

Health

- Pregant women living with HIV on treatment: 52%
- Careseeking for child pneumonia: 72%
- Women receive 4 antenatal care visits: no data
- Postnatal newborn care: no data

Nutrition

- Early initiation of breastfeeding: 85%
- Exclusive breastfeeding: 73%
- Minimum acceptable diet: no data

Early Learning

- Children have support for learning: no data
- Children have playthings at home: no data
- Homes have children's books: no data
- Attendance in early childhood education: no data



Responsive Caregiving

- Public information about ECD
- Parental mental health
- Parent support (groups, home visits)
- Quality child day care
- Comparative country data urgently needed

Security and Safety

- Birth registration: 43%
- Positive discipline: no data
- Basic drinking water: 91%
- Basic sanitation: 53%

Policies

| | | | |
|---|-----------------------------------------------------------|---|----------------------|
| ✗ | Paid maternity leave | ✗ | Paid paternity leave |
| ✓ | National minimum wage | | |
| ✗ | Child and family social protection | | |
| ✗ | International Code of Marketing of Breastmilk Substitutes | | |

International Conventions

| | |
|---|------------------------------------------------------------------------------------------|
| ✓ | Convention on the Rights of the Child |
| ✓ | Convention on the Rights of People with Disabilities |
| ✓ | CRC Sale of Children, Child Prostitution & Child Pornography |
| ✗ | Convention on Protection of Children and Cooperation in Respect of Intercountry Adoption |



Venezuela

Countdown to 2030

Women's, Children's & Adolescents' Health

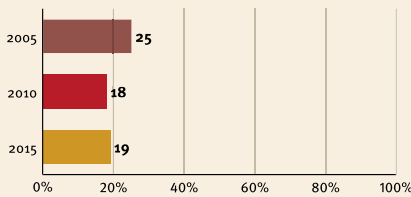
Demographics

| | |
|-------------------|----------------|
| Population | 31 568 000 |
| Annual births | 602 000 |
| Children under 5 | 2 974 000 (9%) |
| Under 5 mortality | 16/1 000 |

Threats to Early Childhood Development

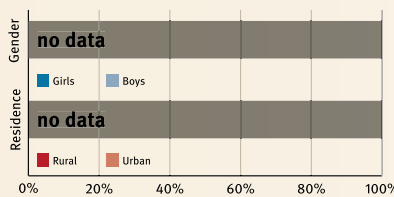
| | | | |
|--------------------|------------|-------------------------------|---------|
| Maternal mortality | 95/100 000 | Young mothers (births by 18y) | 24% |
| Low birthweight | 9% | Preterm births | 8% |
| Child poverty | no data | Under 5 stunting | 9% |
| Harsh punishment | no data | Inadequate supervision | no data |

Young children at risk of poor development



At risk in 2005, 2010 and 2015, using a composite indicator of under 5 stunting or poverty

Risks by gender and residence



Lifetime cost of growth deficit in early childhood



Estimate in terms of % loss of annual adult wage

Support and services for Early Childhood Development: Nurturing Care

Parents and caregivers need a facilitating environment of laws, policies, services and community support to assist them to provide their young children with nurturing care.

Support and services for Early Childhood Development: Facilitating Environments

Health

- Pregant women living with HIV on treatment: 48%
- Careseeking for child pneumonia: 72%
- Postnatal newborn care: no data
- Women receive 4 antenatal care visits: 84%

Nutrition

- Early initiation of breastfeeding: no data
- Exclusive breastfeeding: no data
- Minimum acceptable diet: no data

Early Learning

- Children have support for learning: no data
- Children have playthings at home: no data
- Homes have children's books: no data
- Attendance in early childhood education: 66%



Responsive Caregiving

- Public information about ECD
- Parental mental health
- Parent support (groups, home visits)
- Quality child day care
- Comparative country data urgently needed

Security and Safety

- Birth registration: 81
- Positive discipline: no data
- Basic drinking water: 97
- Basic sanitation: 95

Policies

| | |
|-------------------------------------------------------------|------------------------|
| ✓ Paid maternity leave | ✓ Paid paternity leave |
| ✓ National minimum wage | |
| ✗ Child and family social protection | |
| ✓ International Code of Marketing of Breastmilk Substitutes | |

International Conventions

| |
|--------------------------------------------------------------------------------------------|
| ✓ Convention on the Rights of the Child |
| ✓ Convention on the Rights of People with Disabilities |
| ✓ CRC Sale of Children, Child Prostitution & Child Pornography |
| ✓ Convention on Protection of Children and Cooperation in Respect of Intercountry Adoption |



Vietnam

Countdown to 2030

Women's, Children's & Adolescents' Health

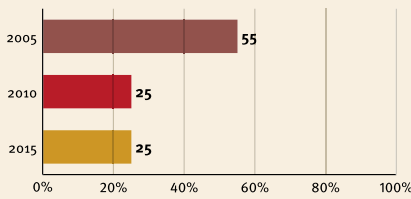
Demographics

| | |
|-------------------|----------------|
| Population | 94 569 000 |
| Annual births | 1 582 000 |
| Children under 5 | 7 761 000 (8%) |
| Under 5 mortality | 22/1 000 |

Threats to Early Childhood Development

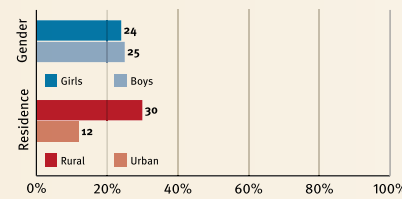
| | | | |
|--------------------|------------|-------------------------------|-----|
| Maternal mortality | 54/100 000 | Young mothers (births by 18y) | 5% |
| Low birthweight | 5% | Preterm births | 9% |
| Child poverty | 5% | Under 5 stunting | 25% |
| Harsh punishment | 68% | Inadequate supervision | 76% |

Young children at risk of poor development

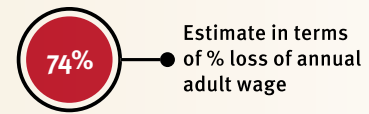


At risk in 2005, 2010 and 2015, using a composite indicator of under 5 stunting or poverty

Risks by gender and residence



Lifetime cost of growth deficit in early childhood



Support and services for Early Childhood Development: Nurturing Care

Parents and caregivers need a facilitating environment of laws, policies, services and community support to assist them to provide their young children with nurturing care.

Support and services for Early Childhood Development: Facilitating Environments

Health

- Pregant women living with HIV on treatment: 66%
- Careseeking for child pneumonia: 81%
- Postnatal newborn care: 90%
- Women receive 4 antenatal care visits: 74%

Nutrition

- Early initiation of breastfeeding: 27%
- Exclusive breastfeeding: 24%
- Minimum acceptable diet: 59%

Early Learning

- Children have support for learning: 7%
- Homes have children's books: 52%
- Children have playthings at home: 26%
- Attendance in early childhood education: 71%



Responsive Caregiving

- Public information about ECD
- Parental mental health
- Parent support (groups, home visits)
- Quality child day care
- Comparative country data urgently needed

Security and Safety

- Birth registration: 96%
- Positive discipline: 45%
- Basic drinking water: 91%
- Basic sanitation: 78%

Policies

| | |
|-------------------------------------------------------------|------------------------|
| ✓ Paid maternity leave | ✗ Paid paternity leave |
| ✓ National minimum wage | |
| ✓ Child and family social protection | |
| ✓ International Code of Marketing of Breastmilk Substitutes | |

International Conventions

| |
|--------------------------------------------------------------------------------------------|
| ✓ Convention on the Rights of the Child |
| ✓ Convention on the Rights of People with Disabilities |
| ✓ CRC Sale of Children, Child Prostitution & Child Pornography |
| ✓ Convention on Protection of Children and Cooperation in Respect of Intercountry Adoption |



Yemen

Countdown to 2030

Women's, Children's & Adolescents' Health

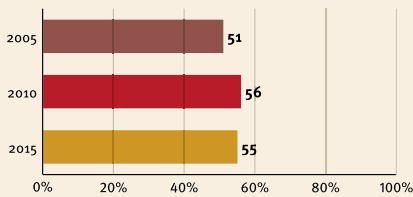
Demographics

| | |
|-------------------|-----------------|
| Population | 27 584 000 |
| Annual births | 867 000 |
| Children under 5 | 4 075 000 (15%) |
| Under 5 mortality | 55/1 000 |

Threats to Early Childhood Development

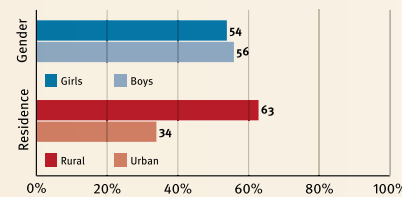
| | | | |
|--------------------|-------------|-------------------------------|-----|
| Maternal mortality | 385/100 000 | Young mothers (births by 18y) | 17% |
| Low birthweight | 32% | Preterm births | 13% |
| Child poverty | 21% | Under 5 stunting | 47% |
| Harsh punishment | 79% | Inadequate supervision | 33% |

Young children at risk of poor development



At risk in 2005, 2010 and 2015, using a composite indicator of under 5 stunting or poverty

Risks by gender and residence



Lifetime cost of growth deficit in early childhood



Estimate in terms of % loss of annual adult wage

Support and services for Early Childhood Development: Nurturing Care

Parents and caregivers need a facilitating environment of laws, policies, services and community support to assist them to provide their young children with nurturing care.

Support and services for Early Childhood Development: Facilitating Environments

Health

- Pregant women living with HIV on treatment: 25%
- Careseeking for child pneumonia: 34%
- Women receive 4 antenatal care visits: 8%
- Postnatal newborn care: 20%

Nutrition

| | |
|-----------------------------------|----|
| Early initiation of breastfeeding | 53 |
| Exclusive breastfeeding | 10 |
| Minimum acceptable diet | 15 |

Early Learning

- Homes have children's books: 49%
- Children have support for learning: 34%
- Children have playthings at home: 10%
- Attendance in early childhood education: 3%



Responsive Caregiving

- Public information about ECD
- Parental mental health
- Parent support (groups, home visits)
- Quality child day care
- Comparative country data urgently needed

Security and Safety

| | |
|----------------------|----|
| Birth registration | 31 |
| Positive discipline | 71 |
| Basic drinking water | 70 |
| Basic sanitation | 60 |

Policies

| | | | |
|---|-----------------------------------------------------------|---|----------------------|
| ✗ | Paid maternity leave | ✗ | Paid paternity leave |
| ✗ | National minimum wage | | |
| ✗ | Child and family social protection | | |
| ✓ | International Code of Marketing of Breastmilk Substitutes | | |

International Conventions

| | |
|---|------------------------------------------------------------------------------------------|
| ✓ | Convention on the Rights of the Child |
| ✓ | Convention on the Rights of People with Disabilities |
| ✓ | CRC Sale of Children, Child Prostitution & Child Pornography |
| ✗ | Convention on Protection of Children and Cooperation in Respect of Intercountry Adoption |



Zambia

Countdown to 2030

Women's, Children's & Adolescents' Health

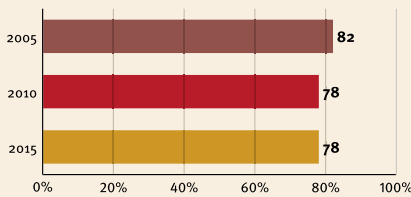
Demographics

| | |
|-------------------|-----------------|
| Population | 16 591 000 |
| Annual births | 620 000 |
| Children under 5 | 2 820 000 (17%) |
| Under 5 mortality | 63/1 000 |

Threats to Early Childhood Development

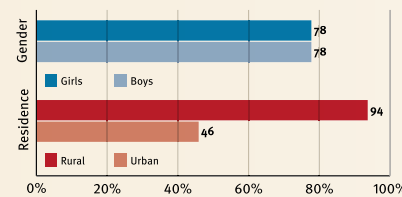
| | | | |
|--------------------|-------------|-------------------------------|---------|
| Maternal mortality | 224/100 000 | Young mothers (births by 18y) | 31% |
| Low birthweight | 11% | Preterm births | 13% |
| Child poverty | 66% | Under 5 stunting | 40% |
| Harsh punishment | no data | Inadequate supervision | no data |

Young children at risk of poor development

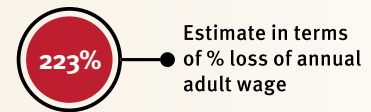


At risk in 2005, 2010 and 2015, using a composite indicator of under 5 stunting or poverty

Risks by gender and residence



Lifetime cost of growth deficit in early childhood



Support and services for Early Childhood Development: Nurturing Care

Parents and caregivers need a facilitating environment of laws, policies, services and community support to assist them to provide their young children with nurturing care.

Support and services for Early Childhood Development: Facilitating Environments

Health

- Pregant women living with HIV on treatment: 83%
- Careseeking for child pneumonia: 70%
- Postnatal newborn care: 63%
- Women receive 4 antenatal care visits: 56%

Nutrition

- Early initiation of breastfeeding: 66%
- Exclusive breastfeeding: 73%
- Minimum acceptable diet: 11%

Early Learning

- Children have support for learning: no data
- Children have playthings at home: no data
- Homes have children's books: no data
- Attendance in early childhood education: no data



Responsive Caregiving

- Public information about ECD
- Parental mental health
- Parent support (groups, home visits)
- Quality child day care
- Comparative country data urgently needed

Security and Safety

- Birth registration: 11%
- Positive discipline: no data
- Basic drinking water: 61%
- Basic sanitation: 31%

Policies

| | | | |
|---|-----------------------------------------------------------|---|----------------------|
| ✗ | Paid maternity leave | ✗ | Paid paternity leave |
| ✓ | National minimum wage | | |
| ✗ | Child and family social protection | | |
| ✓ | International Code of Marketing of Breastmilk Substitutes | | |

International Conventions

| | |
|---|------------------------------------------------------------------------------------------|
| ✓ | Convention on the Rights of the Child |
| ✓ | Convention on the Rights of People with Disabilities |
| ✓ | CRC Sale of Children, Child Prostitution & Child Pornography |
| ✓ | Convention on Protection of Children and Cooperation in Respect of Intercountry Adoption |



Zimbabwe

Countdown to 2030

Women's, Children's & Adolescents' Health

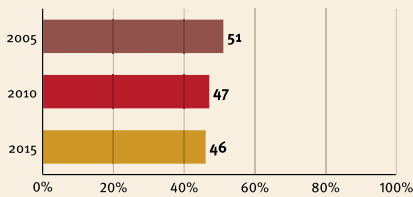
Demographics

| | |
|-------------------|-----------------|
| Population | 16 150 000 |
| Annual births | 535 000 |
| Children under 5 | 2 539 000 (16%) |
| Under 5 mortality | 56/1 000 |

Threats to Early Childhood Development

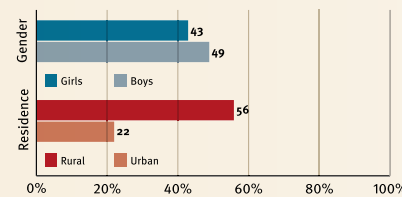
| | | | |
|--------------------|-------------|-------------------------------|-----|
| Maternal mortality | 443/100 000 | Young mothers (births by 18y) | 22% |
| Low birthweight | 11% | Preterm births | 17% |
| Child poverty | 23% | Under 5 stunting | 27% |
| Harsh punishment | 63% | Inadequate supervision | 43% |

Young children at risk of poor development



At risk in 2005, 2010 and 2015, using a composite indicator of under 5 stunting or poverty

Risks by gender and residence



Lifetime cost of growth deficit in early childhood

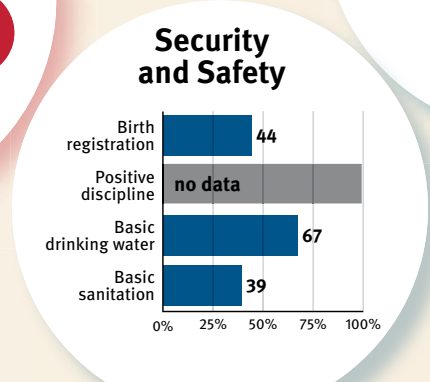
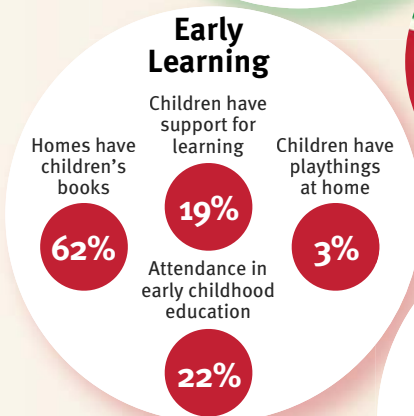
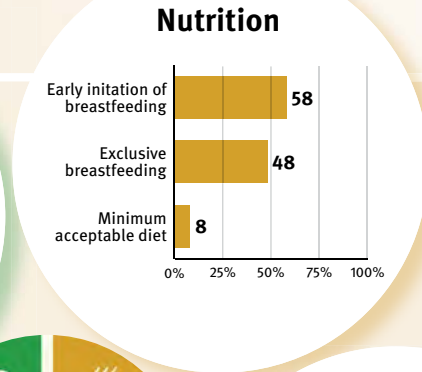
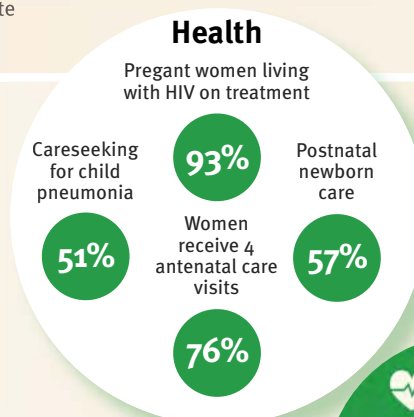


Estimate in terms of % loss of annual adult wage

Support and services for Early Childhood Development: Nurturing Care

Parents and caregivers need a facilitating environment of laws, policies, services and community support to assist them to provide their young children with nurturing care.

Support and services for Early Childhood Development: Facilitating Environments



Policies

| | | | |
|---------|-----------------------------------------------------------|---|----------------------|
| ✓ | Paid maternity leave | ✗ | Paid paternity leave |
| no data | National minimum wage | | |
| ✗ | Child and family social protection | | |
| ✓ | International Code of Marketing of Breastmilk Substitutes | | |

International Conventions

| | |
|---|------------------------------------------------------------------------------------------|
| ✓ | Convention on the Rights of the Child |
| ✓ | Convention on the Rights of People with Disabilities |
| ✓ | CRC Sale of Children, Child Prostitution & Child Pornography |
| ✗ | Convention on Protection of Children and Cooperation in Respect of Intercountry Adoption |

Technical Appendix

Countries

The alphabetical list of the 91 countries is shown in Table 2, indicating which countries are also included in Countdown to 2030, and which countries are included on the basis of the risk estimate.

Table 2: Alphabetical list of countries profiled

| Country | Included in Countdown to 2030 | Included in Composite Risk Estimate |
|--------------------------|-------------------------------|-------------------------------------|
| Afghanistan | ✓ | ✓ |
| Algeria | ✓ | ✓ |
| Angola | ✓ | ✓ |
| Azerbaijan | ✓ | ✗ |
| Bangladesh | ✓ | ✓ |
| Benin | ✓ | ✓ |
| Bhutan | ✓ | ✓ |
| Bolivia | ✓ | ✗ |
| Botswana | ✓ | ✓ |
| Brazil | ✗ | ✓ |
| Burkina Faso | ✓ | ✓ |
| Burundi | ✓ | ✓ |
| Cambodia | ✓ | ✓ |
| Cameroon | ✓ | ✓ |
| Central African Republic | ✓ | ✓ |
| Chad | ✓ | ✓ |
| China | ✗ | ✓ |
| Colombia | ✗ | ✓ |
| Comoros | ✓ | ✓ |
| Congo, Dem. Rep. | ✓ | ✓ |
| Congo, Rep. | ✓ | ✓ |
| Côte d'Ivoire | ✓ | ✓ |
| Djibouti | ✓ | ✗ |
| Dominican Republic | ✓ | ✗ |
| Egypt | ✗ | ✓ |
| Eritrea | ✓ | ✓ |
| Ethiopia | ✓ | ✓ |
| Gabon | ✓ | ✗ |
| Gambia | ✓ | ✓ |
| Ghana | ✓ | ✓ |
| Guatemala | ✓ | ✓ |
| Guinea | ✓ | ✓ |

| Country | Included in Countdown to 2030 | Included in Composite Risk Estimate |
|-----------------------|-------------------------------|-------------------------------------|
| Guinea-Bissau | ✓ | ✓ |
| Guyana | ✓ | x |
| Haiti | ✓ | ✓ |
| Honduras | ✓ | ✓ |
| India | ✓ | ✓ |
| Indonesia | ✓ | ✓ |
| Iran | x | ✓ |
| Iraq | ✓ | ✓ |
| Jamaica | ✓ | x |
| Kenya | ✓ | ✓ |
| Kyrgyzstan | ✓ | x |
| Lao PDR | ✓ | ✓ |
| Lesotho | ✓ | ✓ |
| Liberia | ✓ | ✓ |
| Madagascar | ✓ | ✓ |
| Malawi | ✓ | ✓ |
| Mali | ✓ | ✓ |
| Mauritania | ✓ | ✓ |
| Mexico | x | ✓ |
| Micronesia | x | ✓ |
| Morocco | ✓ | ✓ |
| Mozambique | ✓ | ✓ |
| Myanmar | ✓ | ✓ |
| Namibia | ✓ | ✓ |
| Nepal | ✓ | ✓ |
| Nicaragua | ✓ | x |
| Niger | ✓ | ✓ |
| Nigeria | ✓ | ✓ |
| Pakistan | ✓ | ✓ |
| Panama | ✓ | x |
| Papua New Guinea | ✓ | ✓ |
| Paraguay | ✓ | x |
| Peru | x | ✓ |
| Philippines | ✓ | ✓ |
| Rwanda | ✓ | ✓ |
| São Tomé and Príncipe | x | ✓ |
| Senegal | ✓ | ✓ |
| Sierra Leone | ✓ | ✓ |
| Solomon Islands | ✓ | ✓ |
| Somalia | ✓ | ✓ |

| Country | Included in Countdown to 2030 | Included in Composite Risk Estimate |
|--------------|-------------------------------|-------------------------------------|
| South Africa | ✓ | ✓ |
| Sudan | ✓ | ✓ |
| Suriname | ✓ | x |
| Swaziland | ✓ | ✓ |
| Syria | x | ✓ |
| Tajikistan | ✓ | ✓ |
| Tanzania | ✓ | ✓ |
| Timor-Leste | ✓ | ✓ |
| Togo | ✓ | ✓ |
| Turkey | x | ✓ |
| Turkmenistan | ✓ | x |
| Uganda | ✓ | ✓ |
| Uzbekistan | ✓ | ✓ |
| Vanuatu | x | ✓ |
| Venezuela | ✓ | x |
| Vietnam | x | ✓ |
| Yemen | ✓ | ✓ |
| Zambia | ✓ | ✓ |
| Zimbabwe | ✓ | ✓ |

Indicators

Table 3 shows the indicators included in the country profiles, by category. The table shows the indicator name, the rationale for including the indicator, the definition of the indicator and the source of the data.

Table 3: Indicators: Name, definition, rationale and source of the data

| Demographics | | | |
|--------------------------------------------|--------------------------------------------------------------------------------------------------------------|--------------------------------------------------------------------------------|----------------------------------------------------------------------------------------------------------------------------------------------------------------------------------------------------------------------------------------------------------------------------------------------------------|
| Indicator | Rationale | Definition | Data source |
| Total population (millions) | The population size of the country. | Total population (2016). | UNICEF State of the World's Children 2017, https://www.unicef.org/sowc2017/ (SOWC), Table 6. United Nations Population Division. Growth rates calculated by UNICEF based on data from United Nations Population Division. |
| Total under-5 population (millions) | The number of children under the age of 5 years, and young children as a proportion of the total population. | Total population of children under 5 years (2016). | UNICEF State of the World's Children 2017, https://www.unicef.org/sowc2017/ (SOWC), Table 6. United Nations Population Division. Growth rates calculated by UNICEF based on data from United Nations Population Division. |
| Births | The number of children born each year in the country. | Annual number of births (2016). | UNICEF State of the World's Children 2017, https://www.unicef.org/sowc2017/ (SOWC), Table 1. United Nations Population Division. |
| Under-5 mortality rate | The number of children under 5 years of age dying each year, per 1 000 births. | Probability of dying between birth and 5 years of age per 1 000 births (2016). | UNICEF State of the World's Children, https://www.unicef.org/sowc2017/ 2017 (SOWC), Table 1. United Nations Inter-agency Group for Child Mortality Estimation (UNICEF, World Health Organization, United Nations Population Division and the World Bank). |

| Threats to early childhood development | | | |
|--------------------------------------------------------|----------------------------------------------------------------------------------------------------------------------------------------------------------------------------------|----------------------------------------------------------------------------------------------------------------------------------------------------------------------------------------------------------------------------------------------------------------------------------------------------------------------------------------------------------------------------------------------------------|-------------------------------------------------------------------------------------------------------------------------------------------------------------------------------------------------------------------------------------------------------------------------------------------------------------------------------------------------------------------------------------------------------------------------------------------------------------|
| Indicator | Rationale | Definition | Data source |
| Children under 5 years of age living in poverty | Poverty is one of the major threats to the survival, health and well-being of young children and shown to affect all aspects of development. | World Bank definition of extreme poverty in 2017, living on less than US\$1.90 per day, was used to generate a composite indicator for under-5 children exposed to stunting or extreme poverty. Poverty ratios of under-5 children were derived for a subset of countries using the World Bank's poverty estimates and their nationally representative population surveys with wealth index (2006-2015). | World Bank, DHS, MICS, China Family Panel Survey, China Health and Nutrition Survey. Methods are the same as in Lu C, Black MM, Richter LM. Risk of poor development in young children in low-income and middle-income countries: an estimation and analysis at the global, regional, and country level. <i>Lancet Global Health</i> 2016. http://dx.doi.org/10.1016/S2214-109X(16)30266-2 . |
| Under-5 stunting | Stunting among young children is associated with poor short- and long-term effects on school performance and adult earnings. | Percentage of children 0-59 months with height-for-age below -2 SDs from the median of the WHO Child Growth Standards (1985-2011). | Estimates of stunting prevalence and their uncertainties before 2012 were obtained from Stevens et al (2012). Stunting estimates since 2012 were either obtained from WHO and UNICEF or derived from micro-level data, including DHS, MICS, and the China Family Planning Survey. Stunting estimates used in generating a composite indicator of risk exposure in 2015 were imputed from the existing data using the same methods as in Lu et al. (2016). |
| Low birthweight | Low birthweight is an indicator of poor antenatal development and a predictor of poor childhood development in the early years. | Percentage of infants weighing less than 2 500 grams at birth (2011-2016). | UNICEF State of the World's Children 2017, https://www.unicef.org/sowc2017/ (SOWC), Table 2. Demographic and Health Surveys (DHS), Multiple Indicator Cluster Surveys (MICS), other national household surveys, data from routine reporting systems, UNICEF and WHO. |
| Preterm births | Preterm births are an indicator of poor antenatal development and a predictor of poor childhood development in the early years, including developmental delays and disabilities. | <37 completed weeks of gestation (2010). | Blencowe et al (2012). National, regional and worldwide estimates of preterm birth rates in the year 2010 with time trends since 1990 for selected countries: A systematic review and implications. <i>The Lancet</i> , 379, 2162-2172. Supplementary country tables. Data sources: National Registries, Reproductive Health Surveys, studies identified through systematic searches, unpublished data and data submitted during WHO country consultations. |

| Threats to early childhood development | | | |
|---------------------------------------------------------|------------------------------------------------------------------------------------------------------------------------------------------|-------------------------------------------------------------------------------------------------------------------------------------------------------------------------------------------------------------------------------------------------------------------------------------------------------------------------------------|--------------------------------------------------------------------------------------------------------------------------------------------------------------------------------------------------------------------------------------------------------------------------------------------------------------------------------------------------------------------------------------------------------------------------------------------------------------------------------------------------------------------------------------------------------------------------------------------------------------------------------------------------------------------------------------------------------------------------------------------------------------------------|
| Indicator | Rationale | Definition | Data source |
| Adjusted maternal mortality ratio | The death of the mother of a young child increases the risks of child mortality, morbidity and early childhood development. | Number of deaths of women from pregnancy-related causes per 100 000 live births during the same time period (2015). | UNICEF State of the World's Children 2017, https://www.unicef.org/sowc2017/ (SOWC), Table 7. Adjusted estimates refer to the 2015 United Nations Inter-Agency Maternal Mortality Group. Periodically, the Inter-Agency Group (WHO, UNICEF, UNFPA, the World Bank and the United Nations Population Division) produces internationally comparable sets of maternal mortality data that account for the well-documented problems of under-reporting and misclassification of maternal deaths, including also estimates for countries with no data. Maternal mortality ratio values are rounded up according to the following scheme: <100, no rounding; 100-999, rounded to nearest 10; and >1 000, rounded to nearest 100. |
| Births by age 18 years (teen/adolescent mothers) | It has been shown that the children of young mothers fare worse in school achievement. | Percentage of women 20-24 years of age who gave birth before age 18 (2011-2016). | UNICEF State of the World's Children 2017, https://www.unicef.org/sowc2017/ (SOWC), Table 9. Percentage of women aged 20–24 who gave birth before age 18. This standardized indicator from population-based surveys captures levels of fertility among adolescents up to the age of 18. Note that the data are based on the answers of women aged 20–24, whose risk of giving birth before the age of 18 is behind them. |
| Maltreatment, harsh punishment | Violence and maltreatment are associated with short- and long-term effects on children's health, well-being and social adjustment. | Percentage of children 1-14 years old who experience any violent discipline (psychological aggression and/or physical punishment), such as "(1) hit or slapped him/her on face, head, or ears in the past month; and (2) beat her/him up with an implement (hit over and over as hard as one could) in the past month" (2010-2016). | UNICEF State of the World's Children 2017, https://www.unicef.org/sowc2017/ (SOWC), Table 8. |
| Children without adequate supervision | Young children need adult supervision to protect them from dangers, ensure adequate feeding, and provide them with support for learning. | Percentage of children 0-59 months left alone or in care of another child under 10 years for more than an hour at least once in the past week (2005-2016). | UNICEF State of the World's Children 2017, https://www.unicef.org/sowc2017/ (SOWC), Table 12. |

| Prevalence of risk for poor early childhood development – and cost of growth deficits in early childhood | | | |
|----------------------------------------------------------------------------------------------------------|-------------------------------------------------------------------------------------------------------------------------------------------------------------------------------------|-----------------------------------------------------------------------------------------------------------------------------------------------------------------------------------------------------------------------------------------------------------------------------------------------------------------------------------------------------------------------------------------------------------------------------------------------------------------------------------------------------------------------------------------------------------------------------------------------------------------------------------------------------------------------------------------|----------------------------------------------------------------------------------------------------------------------------------------------------------------------------------------------------------------------------------------------------------------------------------------------------------------------------------------------------------------------------------------------------------------------------------------------------------------------------------|
| Indicator | Rationale | Definition | Data source |
| Risks by gender and residence | Differences in composite measure of risk exposure by gender and residence. | Urban vs rural, male vs female | Method used for estimation in Richter, L., Daelmans, B., Lombardi, J., Heymann, J., Lopez-Boo, F., Behrman, J. R., et al. (2017) Investing in the foundation of sustainable development: pathways to scale for early child development. <i>Lancet</i> , 389(10064), 103–118. https://doi.org/10.1016/S0140-6736(16)31698-1 Available for a subset of countries (63) with nationally representative micro-level data. |
| Cost of growth deficits among young children | Because of its long-term effects on individuals, poor early childhood development, indexed by growth deficit, incurs future costs to the countries in which affected children live. | Total loss US\$ as a % of average annual wage in the country (2010). Combined most recent country-level estimates of linear growth delays from the Nutrition Impact Model Study with estimates of returns to education in developing countries to estimate the impact of early-life growth faltering on educational attainment and future incomes. Primary outcomes were total years of educational attainment lost as well as the net present value of future wage earnings lost per child and birth cohort due to growth faltering in 137 developing countries. Value of loss of wage earnings was expressed as a proportion of the annual average annual wage of the country (2010). | Fink et al (2016). Schooling and wage income loss due to early childhood growth faltering in developing countries: National, regional and global estimates. <i>Am Jnl Clin Nutr</i> , 104, 104-112. |

| Enabling environment: International Conventions | | | |
|------------------------------------------------------------------------------------------------------------------------------------|-----------------------------------------------------------------------------------------------------------|-----------------------------------------------------------------|--------------------------------------------------------------------------------------------------------------------------------------------------------------------------------------------------------------------------------------------------------------------------------------------------------------------------|
| Indicator | Rationale | Definition | Data source |
| UN Convention on the Rights of the Child 1989 | The CRC is a protective mechanism for all children in countries which sign or ratify the convention. | Signature or ratification, year of notification/deposit (2018). | UN Treaty Collections (https://treaties.un.org). https://treaties.un.org/Pages/ViewDetails.aspx?src=TREATY&mtdsg_no=IV-11&chapter=4&clang=_en |
| General Comment 7 on Early Childhood Development: Accepted by the Committee. Not ratified or signed by individual countries | | | |
| CRC Optional Protocol on the Sale of Children, Child Prostitution and Pornography 2000 | The protocol aims to prevent the exploitation of children in countries which sign or ratify the protocol. | Year of signature or ratification (2013). | UN Treaty Collections (https://treaties.un.org). https://treaties.un.org/doc/Publication/MTDSG/Volume%20I/Chapter%20IV/IV-11-c.en.pdf |
| UN Convention on the Rights of Persons with Disabilities 2006 | The convention aims to ensure that the rights of persons with disabilities are protected. | Signature or ratification, year of notification/deposit (2018). | UN Treaty Collections (https://treaties.un.org). https://treaties.un.org/Pages/ViewDetails.aspx?src=TREATY&mtdsg_no=IV-15&chapter=4&clang=_en |
| Hague Convention on Protection of Children and Cooperation in respect of Intercountry Adoption 1993 | The convention aims to ensure that children are not exploited through intercountry adoption. | Year of signature or ratification (2017). | Hague Conference on Private International Law. https://www.hcch.net/en/instruments/conventions/status-table/?cid=69 . |

| Enabling environment: Policies | | | |
|------------------------------------------------------------------------------------------------------------------------|-----------------------------------------------------------------------------------------------------------------------------------------------------------------------------------------------------------------------------------------------------|---------------------------------------------------------------------------------------------------------------------------------------------------------------------------------------------------------------------------------------------------------------------------------------------------------------------------------------------|------------------------------------------------------------------------------------------------------------------------------------------------------------------------------------------------------------------------------------------------------------------------------------------------------------------------------------------------------------------------------------------------------------------------------------------------------------------------------------------------------------------------------------------------------------------------------------------------------------------------------------------------------------------------------------------------------------------------------------------------------------------------------------------------------------------------------------------------------------------------------------------------------------------------------------------------------------------------------|
| Indicator | Rationale | Definition | Data source |
| Social protection – child and family benefits - Non-contributory (universal or social assistance, means tested) | Non-contributory social protection for children and families protects children and families from destitution and the worst effects of poverty. | ILO Convention 102 – Benefits in cash or in kind at a level that ensures at least basic income security for all children throughout childhood, providing access to nutrition, education, care and other necessary goods and services. Should be defined at national level and prescribed by law (Latest available year per country) (2017). | ILO World Social Protection Report 2017, http://www.ilo.org/global/publications/books/WCMS_604882/lang-en/index.htm , p. 252, Table B4. Main sources: ISSA (International Social Security Association); SSA (US Social Security Administration). Various dates. Social security programmes throughout the world (Geneva and Washington DC). Available at: http://www.ssa.gov/policy/docs/progdesc/ssptw/ [20 June 2017]. ILO (International Labour Office). World Social Protection Database, based on the Social Security Inquiry (SSI). Available at: http://www.social-protection.org/gimi/gess/RessourceDownload.action?ressource.ressourceId=54781 [June 2017]. |
| Minimum wage | A minimum wage has been shown to have protective effects on children's well-being as assessed by growth. | Minimum wage per day >\$2 PPP (World Bank poverty line was \$1.90 per day Purchasing Power Parity (PPP) (2012). | World Policy Analysis Center, UCLA https://worldpolicycenter.org/policies/at-what-level-are-minimum-wages-set-per-day . |
| Maternity leave | Paid maternity leave enables women to prepare for and recover from delivery and establish exclusive breastfeeding. | ILO Convention 183; 100% wages and paid for 14 weeks (date country adopted law). | ILO World Social Protection Report 2017, http://www.ilo.org/global/publications/books/WCMS_604882/lang-en/index.htm , p. 248, Table B5. Main sources: ILO (International Labour Office). 2016. Social Security Inquiry: Mothers with newborns receiving a social protection benefit (effective coverage). Available at: http://www.social-protection.org/gimi/gess/RessourceDownload.action?ressource.ressourceId=54605 [1 June 2017]. ISSA (International Social Security Association); SSA (US Social Security Administration). Various dates. Social security programmes throughout the world (Geneva and Washington DC). Available at: http://www.ssa.gov/policy/docs/progdesc/ssptw/ [1 June 2017]. |
| Paternity leave | Paid paternity leave enables men to support their partners before, during and after delivery, and be involved in the care of their young children. | Any paid paternity leave in relation to childbirth or leave that can be used exclusively by fathers as paternity leave (2014) | UCLA World Policy Analysis Center, Adult Labour Public Use Data https://www.worldpolicycenter.org/maps-data/data-download/world-areas . |
| International Code of Marketing of Breastmilk Substitutes | The Code prevents the marketing of breastmilk substitutes which threatens exclusive breastfeeding. Breastfeeding is essential to the nutrition, health, safety and psychological well-being of the baby, and has many benefits for mothers as well. | Many provisions or full provision in law (2016). | WHO Country implementation of the International Code of Marketing of Breastmilk Substitutes, Status Report 2016 http://apps.who.int/iris/bitstream/10665/206008/1/9789241565325_eng.pdf . |

| Components of Nurturing Care: Health | | | |
|------------------------------------------|-----------------------------------------------------------------------------------------------------------------------------------------------|------------------------------------------------------------------------------------------------------------------------------------------------------------------------------------------------------------------------------------------------------------------------------------------------------------------------|--------------------------------------------------------------------------------------------------------------------------------------------------------------------------------------------------------------------|
| Indicator | Rationale | Definition | Data source |
| Antenatal care (4 or more visits) | Antenatal care safeguards women's health during pregnancy and helps to prevent and prepare for complications during pregnancy and delivery. | Percentage of women (aged 15-49) attended to at least four times during pregnancy by a skilled health personnel (doctor, nurse or midwife) (2011-2016). | UNICEF State of the World's Children 2017, https://www.unicef.org/sowc2017/ (SOWC), Table 7. Data from DHS, MICS and other nationally representative sources. |
| Treatment for HIV+ pregnant women | Treatment of pregnant women living with HIV safeguards their health and prevents the transmission of the virus to their babies. | Percentage of estimated number of pregnant women living with HIV receiving effective regimens (excludes single-dose nevirapine) of antiretroviral medicines (ARVs) for preventing mother-to-child transmission (PMTCT) of HIV (2016). | UNICEF State of the World's Children 2017, https://www.unicef.org/sowc2017/ (SOWC), Table 4. |
| Post-natal visits | Post-natal visits help to detect and prevent post-delivery complications for women and newborns to ensure that they receive prompt treatment. | Percentage of women age 15-49 years who received a health check within 2 days after delivery of their most recent live birth in the last 2 years (2011-2016). | UNICEF State of the World's Children 2017, https://www.unicef.org/sowc2017/ (SOWC), Table 7 p 136. Data from DHS, MICS and other nationally representative sources. |
| Health-seeking for pneumonia | Care-seeking for pneumonia indicates caregivers' ability to detect and act on their surveillance of their young child's health condition. | Care-seeking for children with symptoms of pneumonia – percentage of children under age 5 with symptoms of pneumonia (cough and fast or difficult breathing due to a problem in the chest) in the 2 weeks preceding the survey for whom advice or treatment was sought from a health facility or provider (2011-2016). | UNICEF State of the World's Children 2017, https://www.unicef.org/sowc2017/ (SOWC), Table 3. Data from DHS, MICS and other nationally representative sources. |

| Components of Nurturing Care: Nutrition | | | |
|------------------------------------------|---------------------------------------------------------------------------------------------------------------------------------------------------------------------------------------------------------------------------------------------------------------------------------------------|---------------------------------------------------------------------------------------------------------------------------------------------------------------------------------------------------------------------------------------------------------------------------------------------------------------------------------------------------------------------------------------------------------|-----------------------------------------------------------------------------------------------------------------------------------------------------|
| Indicator | Rationale | Definition | Data source |
| Early initiation of breastfeeding | Sucking at the breast within an hour of delivery ensures the baby receives the colostrum, the first milk that is rich in protective factors. Immediate sucking is instinctive for the baby and responds to the baby's attachment needs as well as helps establish exclusive breastfeeding. | Percentage of infants who are put to the breast within 1 hour of birth (2011-2016). | UNICEF State of the World's Children 2017, https://www.unicef.org/sowc2017/ (SOWC), Table 2. |
| Exclusive breastfeeding | Receiving only breastmilk for the first 6 months of life provides babies with all the nutrients they need and protects the baby against common childhood illness such as diarrhoea and pneumonia. Breastfeeding also has longer term benefits on children's future intelligence and health. | Percentage of children aged 0-5 months who are fed exclusively with breastmilk in the 24 hours prior to the survey (2011-2016). | UNICEF State of the World's Children 2017, https://www.unicef.org/sowc2017/ (SOWC), Table 2. |
| Minimum acceptable diet | Young children need sufficient diverse food to satisfy their rapid growth. | Percentage of breastfed children 6-23 months of age who had at least the minimum dietary diversity and the minimum meal frequency during the previous day AND percentage of non-breastfed children 6-23 months of age who received at least 2 milk feedings and had at least the minimum dietary diversity not including milk feeds and the minimum meal frequency during the previous day (2011-2016). | UNICEF State of the World's Children 2017, https://www.unicef.org/sowc2017/ (SOWC), Table 2, p. 169. |

Components of Nurturing Care: Responsive Caregiving

Note: no comparable country data available. Represented on the country pages by examples of indicators

Currently no comparable country data on responsive caregiving is being collected through Demographic and Health Surveys, nationally representative household surveys or UNICEF's Multiple Indicator Cluster Survey. In some countries, information on child day care is collected. However, to initiate discussions on the collection of data to indicate progress in Responsive Caregiving, we suggest that the following four indicators be considered:

National information and communication about ECD and services

Awareness by parents of their important role in young children's development; what parents, caregivers and families can do to support and promote the development of young children; and services available to assist parents of young children should they or their young child experience difficulties.

Maternal/parental mental health

Both maternal and paternal mental health, and the mental health of caregivers, is critical to responsive caregiving. Lack of energy, preoccupation, anxiety, depression and other symptoms of mental distress make it very difficult for caregivers to be sensitive and responsive to the needs of a young child.

Parent support through groups and home visits

Support, either through parent groups or home visits, is of assistance to parents in receiving reassurance, the companionship of others with shared challenges, information about their baby's development and parent and family behaviours and responses that support infant development, demonstrations of how they can approach and resolve difficulties, and referral to additional services should they need them.

Good quality affordable child day care

In many countries, as many women as men are economically active, either in the formal or the informal sector. These families, and families with other challenges that require additional assistance, benefit from good quality, free or affordable child day care.

Components of Nurturing Care: Early Learning

| Indicator | Rationale | Definition | Data source |
|---------------------------------------------------------|------------------------------------------------------------------------------------------------------------------------------------------------------------------------------------------------------------------------------------------------------------------------------------------------------------------------------------------------------------|----------------------------------------------------------------------------------------------------------------------------------------------------------------------------------------------------------------------------------------------------------------------------------------------------------------------------------------------------------------------------------------------------------------------------------|-----------------------------------------------------------------------------------------------------------------------------------------------------------------------------------------------------------------------------------------------------------|
| Children's books in the home | Exposure to written material and pictures, accompanied by caregiver narratives about words and pictures, are the foundation of early language and literacy development. | Percentage of children 0-59 months old who have 3 or more children's books at home (2005-2016). | UNICEF State of the World's Children 2017, https://www.unicef.org/sowc2017/ (SOWC), Table 12. |
| Children play with objects at home | Play is natural to children and the practice and pleasure they enjoy when playing is important to their cognitive exploration and expansion. Young children will learn from play with any safe, clean objects, most importantly when an adult engages and encourages the child and uses play opportunities to label objects and experiences for the child. | Percentage of children 0-59 months old who play with 2 or more of the following playthings at home: household objects or objects found outside (sticks, rocks, animals, shells, leaves etc.), homemade toys or toys that came from a store (2005-2016). | UNICEF State of the World's Children 2017, https://www.unicef.org/sowc2017/ (SOWC), Table 12. |
| Adult support for early learning ("stimulation") | Children learn through their own exploration, but they learn more in interaction with others, especially adults who mediate a child's experience with written material, stories, excursions and other opportunities to teach young children words, numbers, colours and shapes, and to help young children to understand ideas not immediately present. | Percentage of children 36-59 months old with whom an adult has engaged in 4 or more of the following activities to promote learning and school readiness in the past 3 days: a) reading books to the child, b) telling stories to the child, c) singing songs to the child, d) taking the child outside the home, e) playing with the child, and f) spending time with the child naming, counting or drawing things (2005-2016). | UNICEF State of the World's Children 2017, https://www.unicef.org/sowc2017/ (SOWC), Table 12. |
| Early education attendance | From about the age of 3 years, young children benefit from interacting and learning with other young children, and preparing for the environment of formal learning in school. | Percentage of children 36-59 months old who are attending an early childhood education programme (2005-2016). | UNICEF State of the World's Children 2017, https://www.unicef.org/sowc2017/ (SOWC), Table 12. Demographic and Health Surveys (DHS), Multiple Indicator Cluster Surveys (MICS), and other national surveys. |

| Components of Nurturing Care: Security and Safety | | | |
|---------------------------------------------------|--------------------------------------------------------------------------------------------------------------------------------------------------------------------------------------------------------------------------------------|-------------------------------------------------------------------------------------------------------------------------------------------------------------------------------------------------------------------------------------------------------------------------------------------------------------------------------------------------------------------------|---------------------------------------------------------------------------------------------------------------------------------------------------------------|
| Indicator | Rationale | Definition | Data source |
| Birth registration | Through birth registration, a child acquires their identity as a citizen and a rights holder in a country. Registration is often a condition for the receipt of state services such as health care, education and social protection. | Percentage of children under age 5 who were reported to be registered at the moment of the survey. The numerator of this indicator includes children reported to have a birth certificate, regardless of whether or not it was seen by the interviewer, and those without a birth certificate whose mother or caregiver says the birth has been registered (2011-2015). | UNICEF State of the World's Children 2017, https://www.unicef.org/sowc2017/ (SOWC), Table 8. |
| Basic drinking water | Safe drinking water is especially important for young children, to prevent infectious diseases that inhibit their physical growth and diminish their active exploration of the environment through which they learn. | Percentage of the population using an improved drinking water source, where collection time is not more than 30 minutes for a round trip including queuing (improved sources include: piped water; boreholes or tube wells; protected dug wells; protected springs; rainwater; and packaged or delivered water) (2015). | UNICEF State of the World's Children 2017, https://www.unicef.org/sowc2017/ (SOWC), Table 3. |
| Basic sanitation | Basic sanitation is also especially important for young children, to prevent infectious diseases that inhibit their physical growth and diminish their active exploration of the environment through which they learn. | Percentage of the population using an improved sanitation facility that is not shared with other households (improved facilities include: flush/pour flush to piped sewerage systems, septic tanks or pit latrines; ventilated improved pit latrines; composting toilets or pit latrines with slabs) (2015). | UNICEF State of the World's Children 2017, https://www.unicef.org/sowc2017/ (SOWC), Table 3, p. 120. |
| Positive discipline | Positive discipline by parents and caregivers helps to socialise young children to understand how to avoid danger and what they may and may not do in their social context. | Percentage of children aged 2-14 years who experienced any form of non-violent discipline in the past month, including (1) explaining why a behaviour is wrong, (2) taking away privileges or not allowing the child to leave the house, and (3) giving the child something else to do (2005-2006). | Child Disciplinary Practices at Home Evidence from a Range of Low- and Middle-Income Countries, UNICEF 2010, Table A5, p. 106. Data from DHS, MICS 2005-2006. |

| Important indicators – no or insufficient comparable country data | | | |
|---------------------------------------------------------------------------------------------------------------------------------------------------------------------------------------------------------------------------------------------------------------------------------------------------------------------------------------------|-------------------------------------------------------------------------------------------------------------------------------------------------------------------------------------------------------------------------------------------------------------------------------------------------------------------|----------------------------------------------------------------------------------------------------------------------------------------------------------------------------------------------------------------------------------------------------------------------------------------------------------------------|-------------------------------------------------------------------------------------------------------------------------------------------------------------------------------------------------------------------------------------------------------------------------------------------------------------------------------------------------------------------------------|
| Indicator | Rationale | Definition | Data source |
| More data needs to be collected, recalculated or validated. | | | |
| Many more indicators than are included in the 2018 country profiles are needed to monitor and inspire the scale-up of quality interventions and programmes to support the development of young children. Some of these are indicated below, and more will be added to the list for advocacy as responses to the 2018 profiles are received. | | | |
| Government expenditure on ECD | Government leadership, programming and funding are needed to scale up efforts to improve facilitating environments and nurturing care needed by young children to realise their human potential. | | Some data available, minimum number of countries. R4D has government spending on different ECD programmes in only 12 countries. |
| Foreign assistance for ECD | International aid is important to leadership and funding of early childhood development programmes. | | World Bank published estimates at the aggregate level (total \$ from the WB on ECD), but not at the country level. R4D has data on early childhood education, but not on other areas of ECD. It is not at the country level. |
| Household expenditure on ECD (child day care) | Early indications are that, currently, families are spending a high proportion of household income on child day care, often being forced to compromise by accepting poorer quality, more affordable services. | | Some data available, minimum number of countries. Some data from R4D. |
| Low maternal schooling | Children whose mothers have no or only a few years of primary education have poorer health, nutrition, and cognitive development than children of better educated women. Education is empowering for women themselves, their families and their children. | No education. | Countdown to 2030 reports on secondary education. There are no country-level estimates available for maternal education. Therefore, micro-level data has to be used to generate the estimates for countries with nationally representative data. In addition, categories of maternal education between DHS and MICS (and even within DHS and MICS) are not always consistent. |
| Comprehensive ECD policies | Many countries are adopting comprehensive ECD policies. The RISE Institute has been documenting the development and adoption of such policies, and it is important to understand the role they play in advancing effective interventions for early childhood development. | | Country-level data from the RISE Institute has not been published. |
| Care for Child Development | The UNICEF/WHO Care for Child Development (CCD) materials are in use in a large number of countries, often adapted for local circumstances. CCD is illustrative of a feasible, cost-effective intervention to promote nurturing care that can be incorporated into the delivery of services in different sectors. | http://www.who.int/maternal_child_adolescent/documents/care_child_development/en/ https://www.unicef.org/earlychildhood/index_68195.html | Informal repository of country implementation. |
| Children in institutional care | Care of young children in large group homes (institutions) is a known serious risk to children's development, as development is dependent on responsive human interaction best provided in a family environment. | | UNICEF's Data and Analytics Section maintains a global database on this indicator, but it is not currently available for public sharing, given lack of comparability across countries. |
| Maternal/parental mental health/depression | Parental and caregiver depression is prevalent in conditions of adversity and hardship, and significantly affects the development of young children through its impact on the motivational and emotional state of parents and caregivers. | | Some prevalence data, but with small non-representative samples and long intervals between dates of information, was collected, eg. Gelaye et al (2016), Epidemiology of maternal depression, The Lancet Psychiatry, 3 (10), 973-982; Ferrari et al (2016), Burden of depressive disorder, PLoS Med, 10 (11). E1001547. doi:10.1371/journal.pmed.1001547. |

| Important indicators – no or insufficient comparable country data | | | |
|-------------------------------------------------------------------|-----------------------------------------------------------------------------------------------------------------------------------------------------------------------------------------------------------------------------------------------------------------------------------------|-----------------------------------------------------------------------------------------------------------------------------------------------------------------------------------------------------------------------------------------|----------------------------------------------------------------------------------------------------------------------------------------------------------------------------------------------------------------------------------------------------------------------------------------------------------------------------------------------------------------------------------------------------------------------------------------------------------------------------------------------------------------------------------------------------------------------------------------------------------------------------------------------------------------------------------------------------------------------------------------------------------------------------------------------------------------------------------------------------------------|
| Indicator | Rationale | Definition | Data source |
| Children with disabilities or developmental delays | As yet, unknown numbers of children experience developmental delays and difficulties. Lack of identification and appropriate intervention exacerbates the deleterious effects on children's development and the stress on their families. | | UNICEF's Data and Analytics Section maintains a global database on this indicator, but it is not currently available for public sharing, given lack of comparability across countries. The problem with comparability of current country data is explained in a review – https://data.unicef.org/wp-content/uploads/2015/12/Navigating-the-landscape-of-child-disability-measurement_247-1.pdf . The UNICEF Multiple Indicator Cluster Surveys (MICS) have recently begun to collect data on children 2-17 years old with functional difficulties, using a new standardised module developed by UNICEF and the Washington Group on Disability Statistics, but country-level data are not yet available for most countries. |
| Female alcohol consumption | Drug and alcohol abuse is associated with prenatal complications, developmental delays and difficulties, the potential for violence in the home and other social problems. Data on female alcohol consumption may be one possible indicator for this threat to early child development. | Total APC is defined as the total (sum of recorded APC 3-year average and unrecorded APC) amount of alcohol consumed per adult (15+ years) over a calendar year, in litres of pure alcohol. | Recorded alcohol consumption refers to official statistics (production, import, export, and sales or taxation data), while the unrecorded alcohol consumption refers to alcohol which is not taxed and is outside the usual system of governmental control (2008-2010). The World Health Organization Global Health Observatory http://apps.who.int/gho/data/node.gisah.GISAH_key_ind?showonly=GISAH . There was insufficient time to find a way to include the data in a simple and understandable way. |
| Quality, affordable child day care | In many countries, as many women as men are economically active, either in the formal or the informal sector. These families, and families with other challenges that require additional assistance, benefit from good quality, free or affordable day care. | | No globally comparative data on this indicator. |
| Environment/air pollution | During pregnancy and early childhood, the rapid development of children makes them especially vulnerable to environmental toxins, among others, environment/air pollution. | Percentage of population breathing air with unhealthy levels of pollutants. | WHO Global Urban Ambient Air Pollution Database (update 2016) http://www.who.int/phe/health_topics/outdoorair/databases/cities/en/ . There was insufficient time to find a way to include the data in a simple and understandable way. |
| ECDI | A feasible population measure of early child development is critical to monitoring at a country level the impact of early childhood development interventions, and which children's development is not on track, to ensure that all children benefit from interventions. | Early Childhood Development Index. Percentage of children 36-59 months old who are developmentally on track in at least 3 of the following domains: literacy-numeracy, physical development, social-emotional development and learning. | UNICEF global databases 2017, as reported in the UN SDG global database. Updated country estimates for this indicator will be uploaded to the global SDG database sometime in June 2018. Available from UNESCO Institute for Statistics http://uis.unesco.org/en/data-transform-lives . |

Available data

Table 4 lists the indicators included in the country profiles, the numbers of countries with data for that indicator and the year in which the data was collected.

Table 4: Indicators by number of countries and year of collection

| Variable | Number of countries with data | Year |
|--------------------------------------------------------------------------------------------|-------------------------------|-----------|
| Demographics | | |
| Total population | 91 | 2016 |
| Annual number of births | 91 | 2016 |
| Children under 5 | 91 | 2016 |
| Under-5 mortality rate | 91 | 2016 |
| Threats to early childhood development | | |
| Adjusted maternal mortality ratio | 91 | 2015 |
| Preterm births | 91 | 2010 |
| Low birthweight | 86 | 2011-2016 |
| Under-5 stunting | 91 | 2011-2015 |
| Children under 5 years of age living in poverty | 67 | 2016 |
| Harsh punishment | 49 | 2010-2016 |
| Inadequate supervision | 50 | 2005-2016 |
| Young mothers (<18 years) | 82 | 2011-2016 |
| Prevalence of risk for poor early childhood development, and cost of growth failure | | |
| Composite burden of risk: 2005, 2010, 2015 | 91 | |
| Risks by gender and residence | 63 | |
| Cost of growth deficits in childhood | 91 | 2010 |
| Components of Nurturing Care – Health | | |
| Treatment for HIV+ pregnant women | 76 | 2016 |
| Antenatal care, 4 or more visits | 89 | 2011-2016 |
| Post-natal visits | 73 | 2011-2016 |
| Care-seeking for pneumonia | 87 | 2011-2016 |
| Components of Nurturing Care – Nutrition | | |
| Early initiation of breastfeeding | 88 | 2011-2016 |
| Exclusive breastfeeding | 89 | 2011-2016 |
| Minimum acceptable diet | 61 | 2011-2016 |
| Components of Nurturing Care – Responsive caregiving | | |
| Public communication about ECD | 0 | |
| Maternal mental health | 0 | |
| Parental support in groups and home visits | 0 | |
| Quality, affordable child day care | 0 | |

| Variable | Number of countries with data | Year |
|--------------------------------------------------------------------------------------------------------------------------|-------------------------------|-----------|
| Components of Nurturing Care – Security and safety | | |
| Birth registration | 87 | 2011-2015 |
| Positive discipline | 22 | 2005-2006 |
| Basic drinking water | 90 | 2015 |
| Basic sanitation | 90 | 2015 |
| Components of Nurturing Care – Early learning | | |
| Adult support for early learning | 47 | 2005-2016 |
| Children’s books in the home | 46 | 2005-2016 |
| Play with objects at home | 47 | 2005-2016 |
| Early education attendance | 59 | 2005-2016 |
| Enabling environment – Policies | | |
| Child and family social protection benefits | 84 | 2017 |
| Minimum wage | 85 | 2012 |
| Paid maternity leave | 87 | 2017 |
| Paid paternity leave | 89 | 2014 |
| International Code of Marketing of Breastmilk Substitutes | 89 | 2016 |
| Enabling environment – Conventions | | |
| United Nations Convention on the Rights of the Child 1989 | 91 | 2018 |
| Convention on the Rights of the Child Optional Protocol on the Sale of Children, Child Prostitution and Pornography 2000 | 91 | 2013 |
| United Nations Convention on the Rights of Persons with Disabilities 2006 | 91 | 2018 |
| Hague Convention on Protection of Children and Cooperation in respect of Intercountry Adoption 1993 | 91 | 2017 |



**DST-NRF Centre of Excellence
in Human Development**

Individual and Society

University of the Witwatersrand,
South Africa