

# THRIVE

## NURTURING CARE

FOR EARLY CHILDHOOD DEVELOPMENT

# Country profiles

## for early childhood development



# Acknowledgements

---

- These profiles have been prepared by the Data and Analytics section of UNICEF, under the direction of Mark Hereward, in collaboration with Countdown to 2030. The data compilation and production were coordinated by Claudia Cappa and Nicole Petrowski, with inputs and support from Khin Wityee Oo.
- The preparation of these profiles was carried out in collaboration with the Nurturing Care for Early Childhood Development Metrics Joint Technical Working Group of the Countdown to 2030. Members of the working group include: Maureen Black, Claudia Cappa, Bernadette Daelmans, Chris Desmond, Amanda Devercelli, Tarun Dua, Günther Fink, Joan Lombardi, Elizabeth Lule, Chunling Lu, Dana Charles McCoy, Chemba Raghavan, Linda Richter (chair), Kate Strong and Emily Vargas-Baron. The working group is part of the larger Countdown to 2030, chaired by Ties Boerma.
- Assistance in accessing relevant data was provided by Jody Heymann of the World Policy Analysis Center at the University of California, Los Angeles.
- Design modifications, data updates and profiles for 59 additional countries were undertaken by Blossom Communications in 2020.
- The first phase of the early childhood development Countdown work was hosted by the Department of Science and Technology-National Research Foundation's Centre of Excellence in Human Development at the University of the Witwatersrand, under the directorship of Linda Richter.
- The first phase was funded by the Conrad N. Hilton Foundation. Subsequent phases of profile development and updates were made possible through core funding from UNICEF.

Prepared by:



In collaboration with:



# Contents

---

Acknowledgements 2

Introduction 4

How the profiles were developed 4

Countries 5

Indicators 6

How the profiles are organized 6

Next steps 7

Country profiles 8

Technical Appendix 206

# Introduction

---

These profiles of 197 countries are an important step towards establishing a global monitoring and accountability system for early childhood development (ECD), affiliated with the Countdown to 2030 for Women's, Children's and Adolescents' Health ([www.countdown2030.org](http://www.countdown2030.org)).

The decision to assemble available data in country profiles was first taken by authors of the *Lancet* series 'Advancing Early Childhood Development: From Science to Scale', during its 2016 launch. The initiative was carried forward by a subgroup supporting the Nurturing Care Framework developed by the World Health Organization (WHO), UNICEF and partners.

The profiles are an attempt to compile, in one place, the available data for country and cross-country monitoring and to provide a baseline against which progress can be monitored. More comparable country data and analysis are needed to propel the early childhood development agenda, monitor impact, direct attention to areas requiring additional effort and resources, and measure progress towards the Sustainable Development Goals (SDGs). Progress is being made, and opportunities exist for further analyses with currently available data. For example, with adequate resources, country micro-data could be disaggregated further. Nevertheless, the country profiles draw attention to significant gaps, especially in extracting data pertaining to the youngest children and measuring services to improve nurturing care. It is hoped that the country profiles will prompt advocacy and action to refine measurement parameters and to collect comparable country data.

## How the profiles were developed

Authors of the *Lancet* series collaborated on the initial selection of countries and indicators. Several authors contributed new or additional analyses. For example, the Composite Risk Index used to estimate the number of children under 5 years of age at risk for poor early childhood development was updated using the poverty line published by the World Bank, extending the trend from 2005 to 2010 to 2015.

Updates on progress on the selection and refinement of countries and indicators were presented at several meetings: one at an early childhood development guidance meeting in Geneva in June 2017, and another during the Countdown to 2030 Measurement Conference in Stellenbosch, South Africa, in February 2018. Following this, the Nurturing Care ECD Metric Joint Technical Working Group was formally established in September 2018. The working group provided input for the preparation of the updated profiles.

Following the release of the initial set of country profiles in May 2018, a decision was taken by the Steering Committee of Countdown to 2030 to have UNICEF serve as the institutional home of the Countdown to 2030 ECD country profiles and to take the lead in their preparation and subsequent updating.

Data from the sources listed in the Technical Appendix were compiled into a master database, with detailed information on country-specific data sources and footnotes. A flat Excel spreadsheet, summarizing the information into a single file, was created to populate the country profiles and is available on the Nurturing Care website ([www.nurturing-care.org](http://www.nurturing-care.org)).

## Countries

Profiles are provided for 197 countries. The complete list can be found in the Technical Appendix.

Selection of the 91 countries for which profiles were originally produced in 2018 was based on at least one of three criteria:

- 1 Countries with 30 per cent or more of children under age 5 at risk of poor development as a result of stunting or extreme poverty (less than US\$1.90 a day) in 2010. This threshold was selected as the cut-off since, according to WHO, stunting is a public health concern in a country if at least 20 per cent of children are stunted,<sup>1</sup> and since an estimated 10 per cent of the world population live in extreme poverty.<sup>2</sup>
- 2 Developing countries that accounted for 95 per cent of children under age 5 estimated to be at risk of poor development in 2010 due to exposure to stunting or extreme poverty. Many of these are countries with large child populations, including Brazil, China, Mexico and Turkey.
- 3 Countries included in the Countdown to 2030.

Subsequently, a decision was made to expand and update the profiles for 138 low- and middle-income countries in 2019. In 2020, the existing profiles for 138 countries were updated and new profiles were developed for 59 high-income countries.

---

<sup>1.</sup> World Health Organization, *Global Nutrition Policy Review: What does it take to scale up nutrition action?*, WHO, Geneva, 2013, <<https://apps.who.int/iris/handle/10665/84408>>.

<sup>2.</sup> World Bank, *Poverty and Shared Prosperity 2016: Taking on inequality*, World Bank, Washington, D.C., 2016, <<https://openknowledge.worldbank.org/bitstream/handle/10986/25078/9781464809583.pdf>>.

## Indicators

Indicators were included based on the following criteria:

- 1 The data relate to the conceptual framework for early childhood development published in the *Lancet* series. That is, the data provide information on threats to early childhood development, aspects of the facilitating environment, or on support and services in the five components of the Nurturing Care Framework: health, nutrition, early learning, responsive caregiving, and security and safety.
- 2 The data are largely comparable across countries and publicly available, either through a UN agency or in a peer-reviewed publication that provides a technical appendix with country-level data.

Definitions of the indicators and data sources are provided in the Technical Appendix.

Two household surveys are the main data sources – Demographic and Health Surveys (DHS), supported by the United States Agency for International Development, and Multiple Indicator Cluster Surveys (MICS), supported by UNICEF. Additional data sources include other nationally representative household surveys, censuses and administrative records, as indicated. While the original intention was to have all data refer to children under the age of 5 years, and even under 3 years where possible, this could not be accomplished for all indicators without significant additional time and resources. Definitions make clear the parameters of the indicators – by year/s and age group.

Many more indicators are needed to track threats to early childhood development, financing, responsive caregiving in the home and coverage of services to improve early childhood development. Some of these are referred to in the indicator list in the Technical Appendix. That said, the data presented on the following pages can help generate the motivation, advocacy and additional resources needed for new comparable cross-country data collection through DHS and MICS, as well as through other national household surveys.

## How the profiles are organized

Indicators have been assembled on the country pages as follows:

- Demographics providing basic information about the country.
- Threats to early childhood development indexed by maternal mortality, having a young mother, low birthweight and preterm births, inadequate supervision, violent discipline, stunting, and children under 5 years of age living in poverty.
- The prevalence of inequality among children at risk of poor development, indexed by the composite indicator of the prevalence of children exposed to stunting or extreme poverty in 2005, 2010 and 2015, and differences in prevalence between boys and girls

and between children living in urban and rural areas (based on surveys conducted between 2006 and 2015).

- Estimated economic costs of poor early development were produced by calculating the cost of the child growth deficit as a percentage of adult annual wages lost.
- Early childhood development outcomes, as measured by the Early Childhood Development Index.
- Child functioning, as measured by the UNICEF/Washington Group Module on Child Functioning.
- Support and services for early childhood development indexed by the five components of the Nurturing Care Framework described in the *Lancet* series, and by indicators of the facilitating environment of laws, conventions and policies.
  - Nurturing care comprises five essential elements: health, early learning, security and safety, responsive caregiving and nutrition.
  - The facilitating environment is indicated by relevant policies and conventions:
    - Policies for which there are comparable country data relevant to early childhood development include those related to paid maternity and paternity leave, whether a country has a national minimum wage and non-contributory child and family social protection benefits, and the legal status of the International Code of Marketing of Breastmilk Substitutes.
    - International conventions, specifically the Convention on the Rights of the Child (CRC), the CRC Optional Protocol on the Sale of Children, Child Prostitution and Child Pornography, the Convention on the Rights of Persons with Disabilities, and the Hague Convention on Protection of Children and Cooperation in Respect of Intercountry Adoption.

## Next steps

The country profiles are intended to be used by countries to raise awareness about early childhood development, to disseminate information, and to advocate for resources, services and data to improve early childhood development.

Funding needs to be mobilized to support data collection and country, regional and global analyses that can contribute to knowledge and progress in improving children's prospects during this formative stage of life.

# Country profiles

---





# Afghanistan

## Countdown to 2030

Women's, Children's & Adolescents' Health

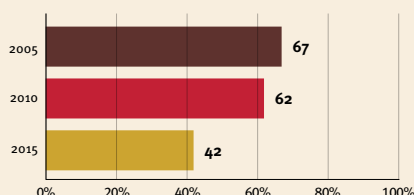
### Demographics

Population	38,928,341
Annual births	1,215,628
Children under 5	5,672,509 (15%)
Under-five mortality	60/1,000

### Threats to Early Childhood Development

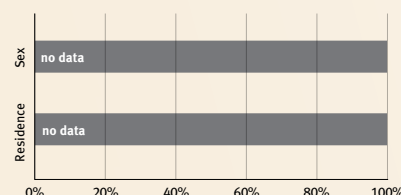
Maternal mortality	638/100,000	Young mothers (births by 18y)	20%
Low birthweight	no data	Preterm births	12%
Child poverty	no data	Under-five stunting	38%
Violent discipline	63%	Inadequate supervision	40%

### Young children at risk of poor development

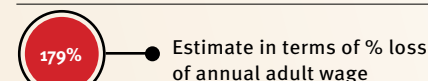


At risk in 2005, 2010 and 2015, using a composite indicator of under-five stunting or poverty

### Risk by sex and residence



### Lifetime cost of growth deficit in early childhood



### Children with functional difficulty

no data

### Children developmentally on-track

no data

## Support and services for early childhood development: Nurturing care

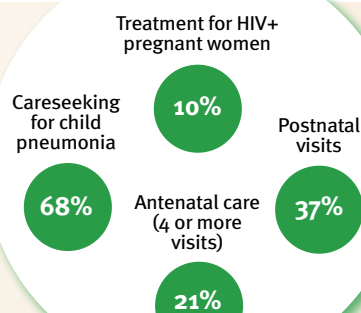
Parents and caregivers need a facilitating environment of laws, policies, services and community support to assist them in providing their young children with nurturing care.

## Facilitating environments

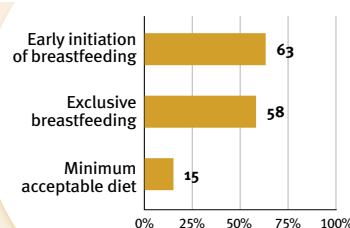
### Policies

None	<14	14 – <18	18 – <26	≥26
Paid maternity leave (weeks)				
None	<14	14 – <18	18 – <26	≥26
Paid paternity leave (weeks)				
Not	Slightly	Moderately	Substantially	
International Code of Marketing of Breastmilk Substitutes (alignment)				
✓	National minimum wage			
✗	Child and family social protection			


### Health



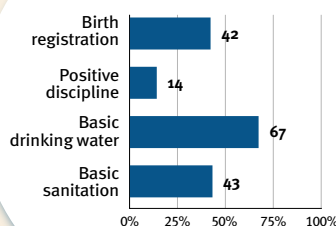
### Nutrition



### Early learning



### Security and safety



### Responsive caregiving

Public information about ECD  
Parental mental health  
Parent support (groups, home visits)  
Quality child day care

?

Comparative country data urgently needed

### International conventions

✓	Convention on the Rights of the Child
✓	Convention on the Rights of Persons with Disabilities
✓	CRC Optional Protocol on the Sale of Children, Child Prostitution and Child Pornography
✗	Hague Convention on Protection of Children and Cooperation in Respect of Intercountry Adoption



## Albania

**Countdown to 2030**

Women's, Children's & Adolescents' Health

### Demographics

Population	2,877,800
Annual births	32,888
Children under 5	166,278 (6%)
Under-five mortality	10/1,000

### Threats to Early Childhood Development

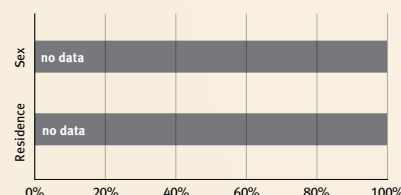
Maternal mortality	15/100,000	Young mothers (births by 18y)	3%
Low birthweight	5%	Preterm births	9%
Child poverty	0%	Under-five stunting	11%
Violent discipline	43%	Inadequate supervision	7%

### Young children at risk of poor development

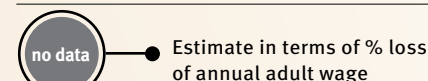


At risk in 2005, 2010 and 2015, using a composite indicator of under-five stunting or poverty

### Risk by sex and residence



### Lifetime cost of growth deficit in early childhood



### Children with functional difficulty

no data

### Children developmentally on-track

no data

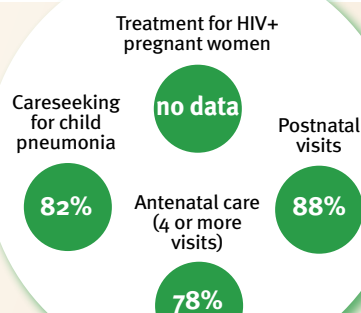
## Support and services for early childhood development: Nurturing care

Parents and caregivers need a facilitating environment of laws, policies, services and community support to assist them in providing their young children with nurturing care.

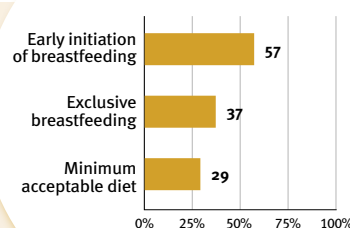
## Facilitating environments

Policies				
None	<14	14 – <18	18 – <26	≥26
Paid maternity leave (weeks)				
None	<14	14 – <18	18 – <26	≥26
Paid paternity leave (weeks)				
None	<14	14 – <18	18 – <26	≥26
International Code of Marketing of Breastmilk Substitutes (alignment)				
Not	Slightly	Moderately	Substantially	
✓	National minimum wage			
✗	Child and family social protection			

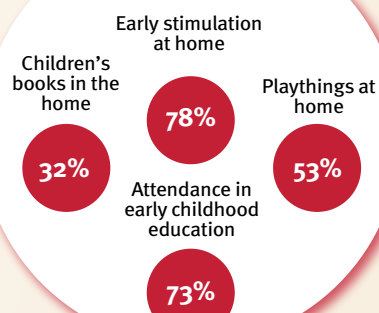
### Health



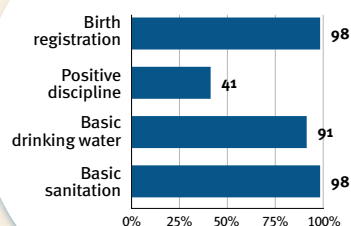
### Nutrition



### Early learning



### Security and safety



### Responsive caregiving

Public information about ECD  
Parental mental health  
Parent support (groups, home visits)  
Quality child day care



Comparative country data urgently needed

### International conventions

✓	Convention on the Rights of the Child
✓	Convention on the Rights of Persons with Disabilities
✓	CRC Optional Protocol on the Sale of Children, Child Prostitution and Child Pornography
✓	Hague Convention on Protection of Children and Cooperation in Respect of Intercountry Adoption



## Algeria

## Countdown to 2030

Women's, Children's & Adolescents' Health

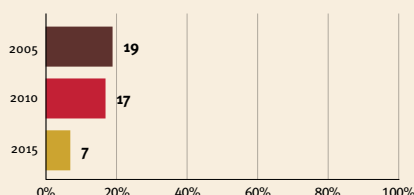
### Demographics

Population	43,851,043
Annual births	995,368
Children under 5	5,041,518 (11%)
Under-five mortality	23/1,000

### Threats to Early Childhood Development

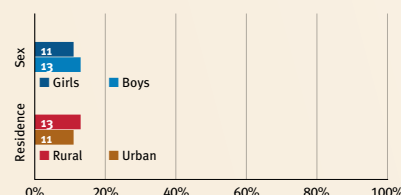
Maternal mortality	112/100,000	Young mothers (births by 18y)	1%
Low birthweight	7%	Preterm births	7%
Child poverty	0%	Under-five stunting	12%
Violent discipline	84%	Inadequate supervision	6%

### Young children at risk of poor development

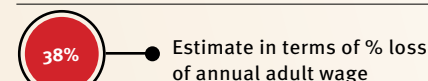


At risk in 2005, 2010 and 2015, using a composite indicator of under-five stunting or poverty

### Risk by sex and residence



### Lifetime cost of growth deficit in early childhood



### Children with functional difficulty

no data

### Children developmentally on-track

70%

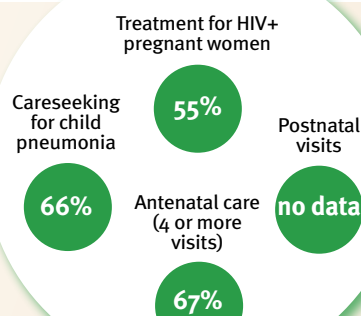
## Support and services for early childhood development: Nurturing care

Parents and caregivers need a facilitating environment of laws, policies, services and community support to assist them in providing their young children with nurturing care.

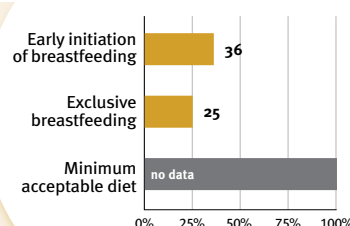
## Facilitating environments

Policies				
None	<14	14 – <18	18 – <26	≥26
Paid maternity leave (weeks)				
None	<14	14 – <18	18 – <26	≥26
Paid paternity leave (weeks)				
Not	Slightly	Moderately	Substantially	
International Code of Marketing of Breastmilk Substitutes (alignment)				
✓	National minimum wage			
✗	Child and family social protection			

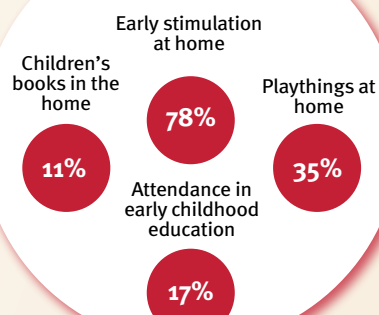
### Health



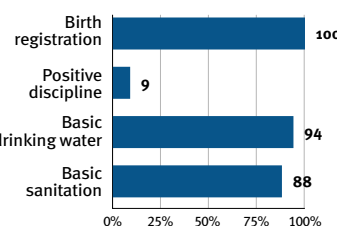
### Nutrition



### Early learning



### Security and safety



### Responsive caregiving

Public information about ECD  
Parental mental health  
Parent support (groups, home visits)  
Quality child day care

?

Comparative country data urgently needed

### International conventions

✓	Convention on the Rights of the Child
✓	Convention on the Rights of Persons with Disabilities
✓	CRC Optional Protocol on the Sale of Children, Child Prostitution and Child Pornography
✗	Hague Convention on Protection of Children and Cooperation in Respect of Intercountry Adoption

# American Samoa

## Countdown to 2030

Women's, Children's & Adolescents' Health

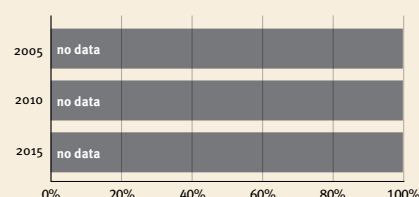
### Demographics

Population	55,197
Annual births	no data
Children under 5	no data (no data)
Under-five mortality	no data/1,000

### Threats to Early Childhood Development

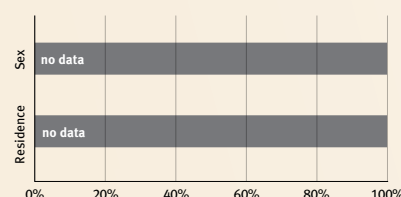
Maternal mortality	no data/100,000	Young mothers (births by 18y)	no data
Low birthweight	no data	Preterm births	no data
Child poverty	no data	Under-five stunting	no data
Violent discipline	no data	Inadequate supervision	no data

### Young children at risk of poor development

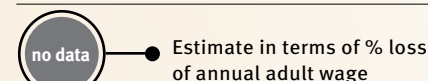


At risk in 2005, 2010 and 2015, using a composite indicator of under-five stunting or poverty

### Risk by sex and residence



### Lifetime cost of growth deficit in early childhood



### Children with functional difficulty

no data

### Children developmentally on-track

no data

## Support and services for early childhood development: Nurturing care

Parents and caregivers need a facilitating environment of laws, policies, services and community support to assist them in providing their young children with nurturing care.

## Facilitating environments

### Policies

no data
Paid maternity leave (weeks)
no data
Paid paternity leave (weeks)
no data
International Code of Marketing of Breastmilk Substitutes (alignment)
no data
National minimum wage
X Child and family social protection

### Health

Treatment for HIV+ pregnant women

Careseeking for child pneumonia

no data

Antenatal care (4 or more visits)

no data

Postnatal visits

no data

### Early learning

Early stimulation at home

Children's books in the home

no data

Attendance in early childhood education

no data

Playthings at home

no data

### Nutrition

Early initiation of breastfeeding

no data

Exclusive breastfeeding

no data

Minimum acceptable diet

no data

0% 25% 50% 75% 100%

### Responsive caregiving

Public information about ECD  
Parental mental health  
Parent support (groups, home visits)  
Quality child day care

?

Comparative country data urgently needed

### Security and safety

Birth registration

no data

Positive discipline

no data

Basic drinking water

100

Basic sanitation

54

0% 25% 50% 75% 100%

### International conventions

no data	Convention on the Rights of the Child
no data	Convention on the Rights of Persons with Disabilities
no data	CRC Optional Protocol on the Sale of Children, Child Prostitution and Child Pornography
X	Hague Convention on Protection of Children and Cooperation in Respect of Intercountry Adoption



## Andorra

## Countdown to 2030

Women's, Children's & Adolescents' Health

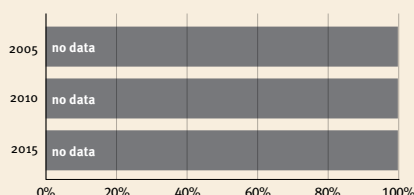
### Demographics

Population	77,265
Annual births	no data
Children under 5	no data (no data)
Under-five mortality	3/1,000

### Threats to Early Childhood Development

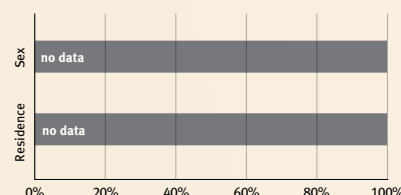
Maternal mortality	no data/100,000	Young mothers (births by 18y)	no data
Low birthweight	7%	Preterm births	no data
Child poverty	no data	Under-five stunting	no data
Violent discipline	no data	Inadequate supervision	no data

### Young children at risk of poor development

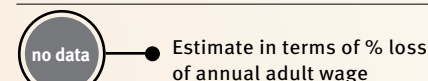


At risk in 2005, 2010 and 2015, using a composite indicator of under-five stunting or poverty

### Risk by sex and residence



### Lifetime cost of growth deficit in early childhood



### Children with functional difficulty

no data

### Children developmentally on-track

no data

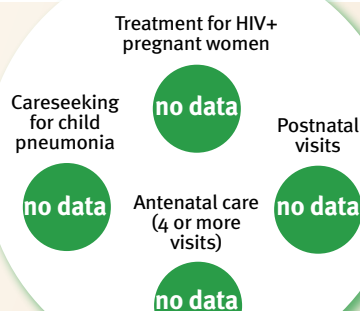
## Support and services for early childhood development: Nurturing care

Parents and caregivers need a facilitating environment of laws, policies, services and community support to assist them in providing their young children with nurturing care.

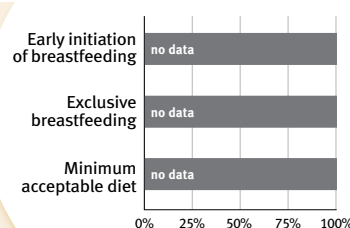
## Facilitating environments

Policies				
None	<14	14 – <18	18 – <26	≥26
Paid maternity leave (weeks)				
None	<14	14 – <18	18 – <26	≥26
Paid paternity leave (weeks)				
None	<14	14 – <18	18 – <26	≥26
International Code of Marketing of Breastmilk Substitutes (alignment)				
Not	Slightly	Moderately	Substantially	
no data	National minimum wage			
✓	Child and family social protection			

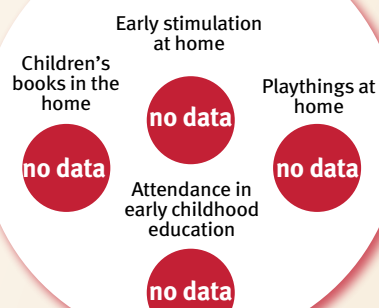
### Health



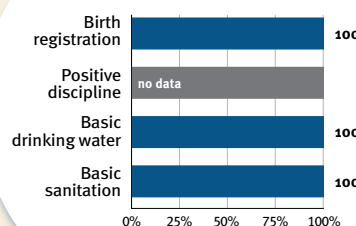
### Nutrition



### Early learning



### Security and safety



### Responsive caregiving

Public information about ECD  
Parental mental health  
Parent support (groups, home visits)  
Quality child day care



Comparative country data urgently needed

### International conventions

✓	Convention on the Rights of the Child
✓	Convention on the Rights of Persons with Disabilities
✓	CRC Optional Protocol on the Sale of Children, Child Prostitution and Child Pornography
✓	Hague Convention on Protection of Children and Cooperation in Respect of Intercountry Adoption





## Angola

*Countdown to 2030*

Women's, Children's & Adolescents' Health

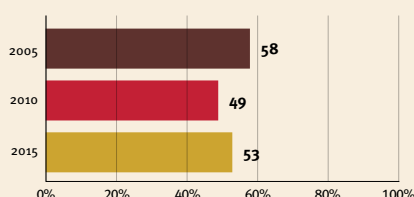
### Demographics

Population	32,866,268
Annual births	1,311,356
Children under 5	5,795,004 (18%)
Under-five mortality	75/1,000

### Threats to Early Childhood Development

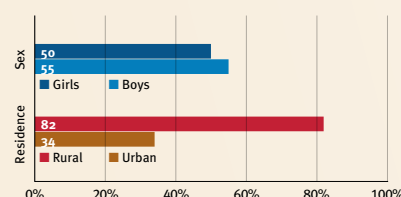
Maternal mortality	241/100,000	Young mothers (births by 18y)	38%
Low birthweight	15%	Preterm births	13%
Child poverty	29%	Under-five stunting	38%
Violent discipline	no data	Inadequate supervision	no data

### Young children at risk of poor development

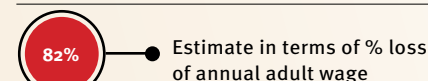


At risk in 2005, 2010 and 2015, using a composite indicator of under-five stunting or poverty

### Risk by sex and residence



### Lifetime cost of growth deficit in early childhood



### Children with functional difficulty

no data

### Children developmentally on-track

no data

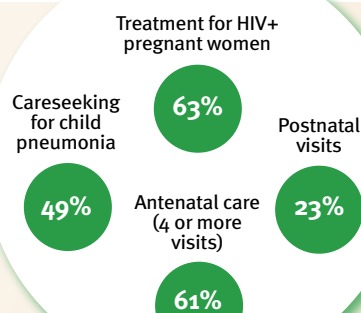
## Support and services for early childhood development: Nurturing care

Parents and caregivers need a facilitating environment of laws, policies, services and community support to assist them in providing their young children with nurturing care.

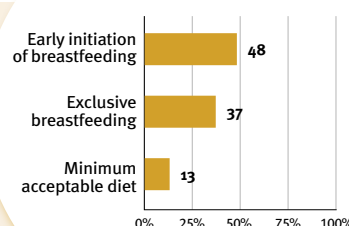
## Facilitating environments

Policies				
None	<14	14 – <18	18 – <26	≥26
Paid maternity leave (weeks)				
None	<14	14 – <18	18 – <26	≥26
Paid paternity leave (weeks)				
Not	Slightly	Moderately	Substantially	
International Code of Marketing of Breastmilk Substitutes (alignment)				
✓	National minimum wage			
✗	Child and family social protection			


### Health



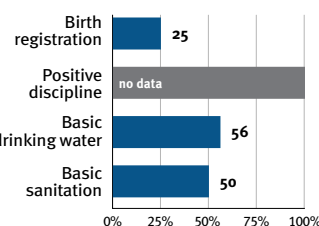
### Nutrition



### Early learning



### Security and safety



### Responsive caregiving

Public information about ECD  
Parental mental health  
Parent support (groups, home visits)  
Quality child day care



Comparative country data urgently needed

### International conventions

✓	Convention on the Rights of the Child
✓	Convention on the Rights of Persons with Disabilities
✓	CRC Optional Protocol on the Sale of Children, Child Prostitution and Child Pornography
✗	Hague Convention on Protection of Children and Cooperation in Respect of Intercountry Adoption



# Antigua and Barbuda

## Countdown to 2030

Women's, Children's & Adolescents' Health

### Demographics

Population	97,928
Annual births	1,457
Children under 5	7,355 (8%)
Under-five mortality	7/1,000

### Threats to Early Childhood Development

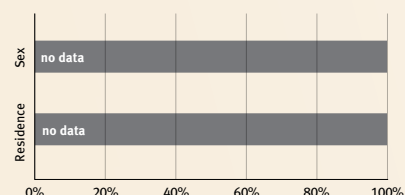
Maternal mortality	42/100,000	Young mothers (births by 18y)	no data
Low birthweight	9%	Preterm births	6%
Child poverty	no data	Under-five stunting	no data
Violent discipline	no data	Inadequate supervision	no data

### Young children at risk of poor development

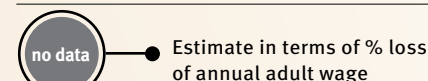


At risk in 2005, 2010 and 2015, using a composite indicator of under-five stunting or poverty

### Risk by sex and residence



### Lifetime cost of growth deficit in early childhood



### Children with functional difficulty

no data

### Children developmentally on-track

no data

## Support and services for early childhood development: Nurturing care

Parents and caregivers need a facilitating environment of laws, policies, services and community support to assist them in providing their young children with nurturing care.

## Facilitating environments

Policies				
None	<14	14 – <18	18 – <26	≥26
Paid maternity leave (weeks)				
None	<14	14 – <18	18 – <26	≥26
Paid paternity leave (weeks)				
Not	Slightly	Moderately	Substantially	
International Code of Marketing of Breastmilk Substitutes (alignment)				
✓	National minimum wage			
✗	Child and family social protection			

### Health

Treatment for HIV+ pregnant women

Careseeking for child pneumonia

no data

Postnatal visits

no data

Antenatal care (4 or more visits)

100%

### Early learning

Early stimulation at home

Children's books in the home

no data

Playthings at home

no data

Attendance in early childhood education

no data

### Nutrition

Early initiation of breastfeeding

no data

Exclusive breastfeeding

no data

Minimum acceptable diet

no data

0% 25% 50% 75% 100%

### Responsive caregiving

Public information about ECD  
Parental mental health  
Parent support (groups, home visits)  
Quality child day care

?

Comparative country data urgently needed

### Security and safety

Birth registration

no data

Positive discipline

no data

Basic drinking water

97

Basic sanitation

88

0% 25% 50% 75% 100%

### International conventions

✓	Convention on the Rights of the Child
✓	Convention on the Rights of Persons with Disabilities
✓	CRC Optional Protocol on the Sale of Children, Child Prostitution and Child Pornography
✗	Hague Convention on Protection of Children and Cooperation in Respect of Intercountry Adoption



## Argentina

## Countdown to 2030

Women's, Children's & Adolescents' Health

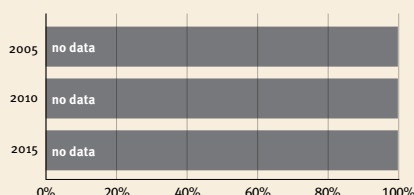
### Demographics

Population	45,195,777
Annual births	752,059
Children under 5	3,736,651 (8%)
Under-five mortality	9/1,000

### Threats to Early Childhood Development

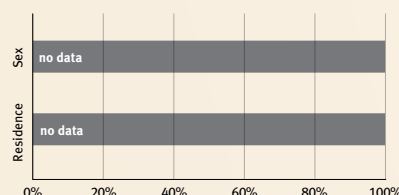
Maternal mortality	39/100,000	Young mothers (births by 18y)	12%
Low birthweight	7%	Preterm births	8%
Child poverty	no data	Under-five stunting	8%
Violent discipline	73%	Inadequate supervision	8%

### Young children at risk of poor development

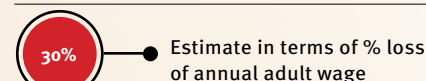


At risk in 2005, 2010 and 2015, using a composite indicator of under-five stunting or poverty

### Risk by sex and residence



### Lifetime cost of growth deficit in early childhood



### Children with functional difficulty

no data

### Children developmentally on-track

85%

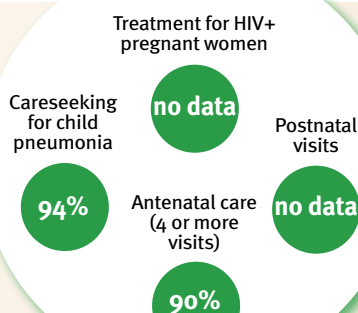
## Support and services for early childhood development: Nurturing care

Parents and caregivers need a facilitating environment of laws, policies, services and community support to assist them in providing their young children with nurturing care.

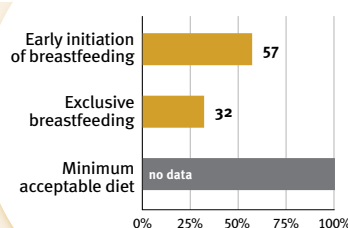
## Facilitating environments

Policies				
None	<14	14 – <18	18 – <26	≥26
Paid maternity leave (weeks)				
None	<14	14 – <18	18 – <26	≥26
Paid paternity leave (weeks)				
Not	Slightly	Moderately	Substantially	
International Code of Marketing of Breastmilk Substitutes (alignment)				
✓	National minimum wage			
✓	Child and family social protection			

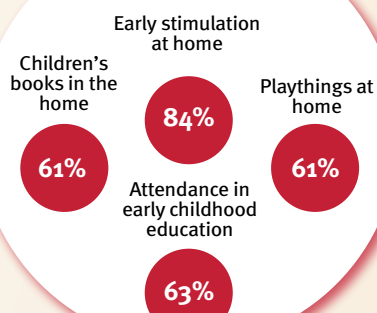
### Health



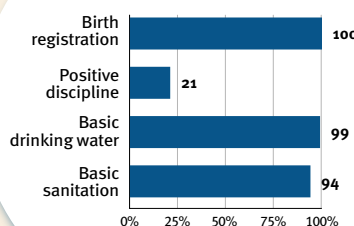
### Nutrition



### Early learning



### Security and safety



### Responsive caregiving

Public information about ECD  
Parental mental health  
Parent support (groups, home visits)  
Quality child day care

?

Comparative country data urgently needed

### International conventions

✓	Convention on the Rights of the Child
✓	Convention on the Rights of Persons with Disabilities
✓	CRC Optional Protocol on the Sale of Children, Child Prostitution and Child Pornography
✗	Hague Convention on Protection of Children and Cooperation in Respect of Intercountry Adoption





## Armenia

## Countdown to 2030

Women's, Children's & Adolescents' Health

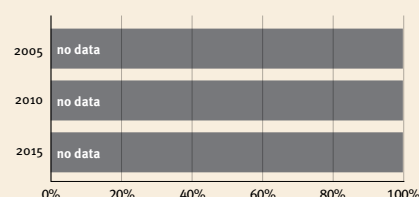
### Demographics

Population	2,963,234
Annual births	39,311
Children under 5	204,987 (7%)
Under-five mortality	12/1,000

### Threats to Early Childhood Development

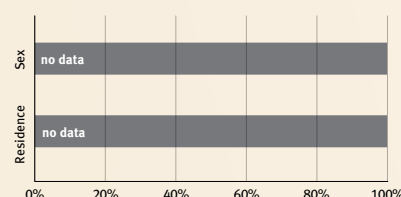
Maternal mortality	26/100,000	Young mothers (births by 18y)	1%
Low birthweight	9%	Preterm births	11%
Child poverty	1%	Under-five stunting	9%
Violent discipline	62%	Inadequate supervision	no data

### Young children at risk of poor development

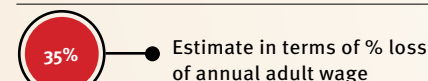


At risk in 2005, 2010 and 2015, using a composite indicator of under-five stunting or poverty

### Risk by sex and residence



### Lifetime cost of growth deficit in early childhood



### Children with functional difficulty

no data

### Children developmentally on-track

no data

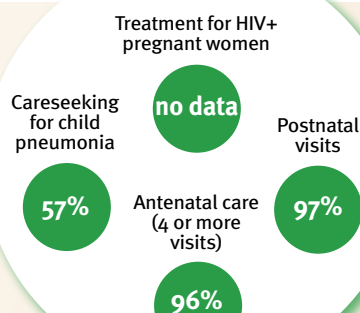
## Support and services for early childhood development: Nurturing care

Parents and caregivers need a facilitating environment of laws, policies, services and community support to assist them in providing their young children with nurturing care.

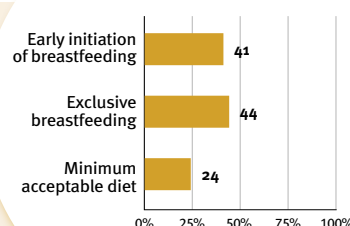
## Facilitating environments

Policies				
None	<14	14 – <18	18 – <26	≥26
Paid maternity leave (weeks)				
None	<14	14 – <18	18 – <26	≥26
Paid paternity leave (weeks)				
Not	Slightly	Moderately	Substantially	
International Code of Marketing of Breastmilk Substitutes (alignment)				
✓	National minimum wage			
✓	Child and family social protection			

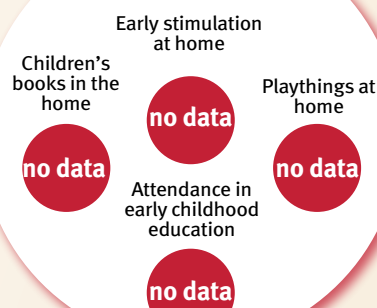
### Health



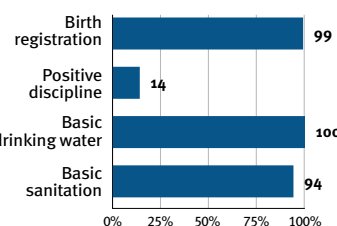
### Nutrition



### Early learning



### Security and safety



### Responsive caregiving

Public information about ECD  
Parental mental health  
Parent support (groups, home visits)  
Quality child day care



Comparative country data urgently needed

### International conventions

✓	Convention on the Rights of the Child
✓	Convention on the Rights of Persons with Disabilities
✓	CRC Optional Protocol on the Sale of Children, Child Prostitution and Child Pornography
✓	Hague Convention on Protection of Children and Cooperation in Respect of Intercountry Adoption



## Australia

*Countdown to 2030*

Women's, Children's & Adolescents' Health

### Demographics

Population	25,499,881
Annual births	318,478
Children under 5	1,669,707 (7%)
Under-five mortality	4/1,000

### Threats to Early Childhood Development

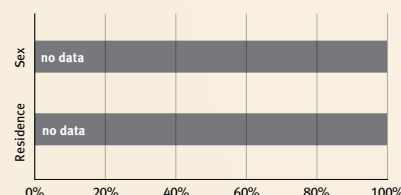
Maternal mortality	6/100,000	Young mothers (births by 18y)	no data
Low birthweight	7%	Preterm births	8%
Child poverty	no data	Under-five stunting	2%
Violent discipline	no data	Inadequate supervision	no data

### Young children at risk of poor development

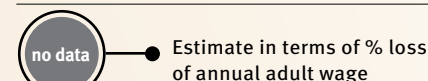


At risk in 2005, 2010 and 2015, using a composite indicator of under-five stunting or poverty

### Risk by sex and residence



### Lifetime cost of growth deficit in early childhood



### Children with functional difficulty

no data

### Children developmentally on-track

no data

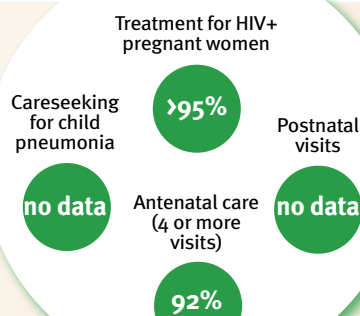
## Support and services for early childhood development: Nurturing care

Parents and caregivers need a facilitating environment of laws, policies, services and community support to assist them in providing their young children with nurturing care.

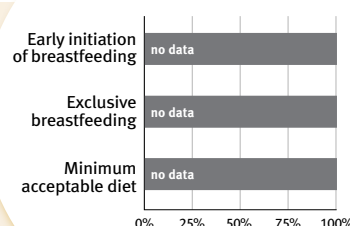
## Facilitating environments

Policies				
None	<14	14 – <18	18 – <26	≥26
Paid maternity leave (weeks)				
None	<14	14 – <18	18 – <26	≥26
Paid paternity leave (weeks)				
Not	Slightly	Moderately	Substantially	
International Code of Marketing of Breastmilk Substitutes (alignment)				
✓	National minimum wage			
✓	Child and family social protection			

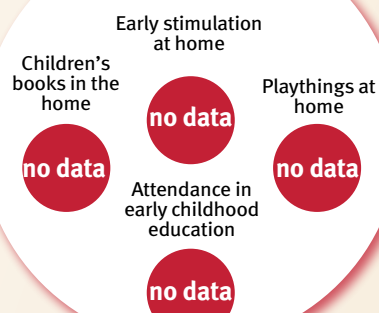
### Health



### Nutrition



### Early learning



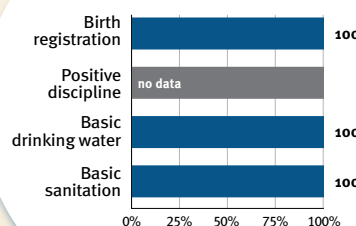
### Responsive caregiving

Public information about ECD  
Parental mental health  
Parent support (groups, home visits)  
Quality child day care



Comparative country data urgently needed

### Security and safety



### International conventions

✓	Convention on the Rights of the Child
✓	Convention on the Rights of Persons with Disabilities
✓	CRC Optional Protocol on the Sale of Children, Child Prostitution and Child Pornography
✓	Hague Convention on Protection of Children and Cooperation in Respect of Intercountry Adoption



## Austria

## Countdown to 2030

Women's, Children's & Adolescents' Health

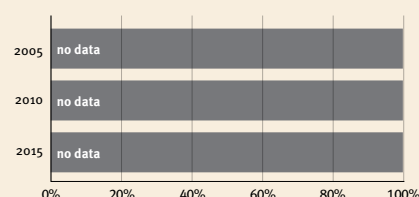
### Demographics

Population	9,006,400
Annual births	89,693
Children under 5	448,166 (5%)
Under-five mortality	3/1,000

### Threats to Early Childhood Development

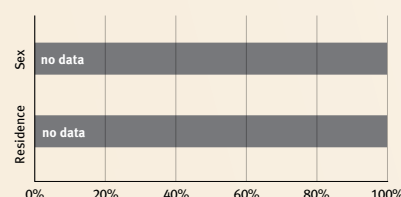
Maternal mortality	5/100,000	Young mothers (births by 18y)	no data
Low birthweight	7%	Preterm births	11%
Child poverty	no data	Under-five stunting	no data
Violent discipline	no data	Inadequate supervision	no data

### Young children at risk of poor development

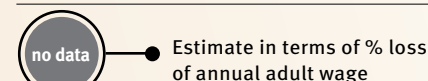


At risk in 2005, 2010 and 2015, using a composite indicator of under-five stunting or poverty

### Risk by sex and residence



### Lifetime cost of growth deficit in early childhood



### Children with functional difficulty

no data

### Children developmentally on-track

no data

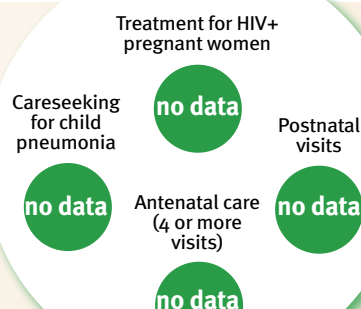
## Support and services for early childhood development: Nurturing care

Parents and caregivers need a facilitating environment of laws, policies, services and community support to assist them in providing their young children with nurturing care.

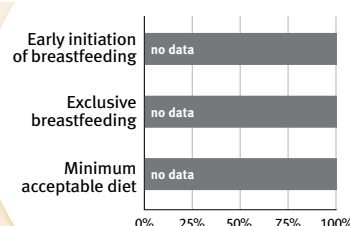
## Facilitating environments

Policies				
None	<14	14 – <18	18 – <26	≥26
Paid maternity leave (weeks)				
None	<14	14 – <18	18 – <26	≥26
Paid paternity leave (weeks)				
Not	Slightly	Moderately	Substantially	
International Code of Marketing of Breastmilk Substitutes (alignment)				
✓	National minimum wage			
✓	Child and family social protection			

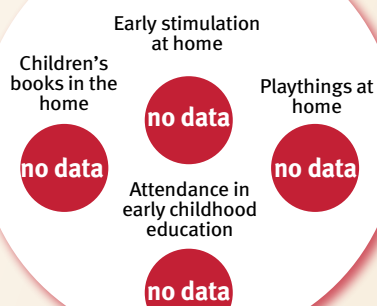
### Health



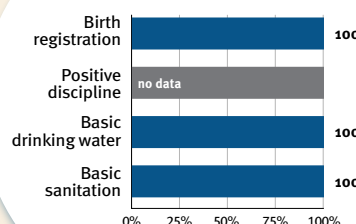
### Nutrition



### Early learning



### Security and safety



### Responsive caregiving

Public information about ECD  
Parental mental health  
Parent support (groups, home visits)  
Quality child day care



Comparative country data urgently needed

### International conventions

✓	Convention on the Rights of the Child
✓	Convention on the Rights of Persons with Disabilities
✓	CRC Optional Protocol on the Sale of Children, Child Prostitution and Child Pornography
✓	Hague Convention on Protection of Children and Cooperation in Respect of Intercountry Adoption



## Azerbaijan

*Countdown to 2030*

Women's, Children's & Adolescents' Health

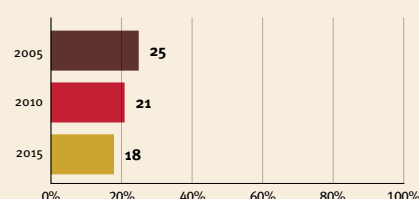
### Demographics

Population	10,139,175
Annual births	156,761
Children under 5	825,398 (8%)
Under-five mortality	20/1,000

### Threats to Early Childhood Development

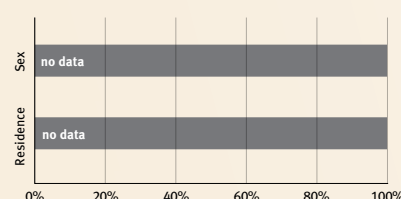
Maternal mortality	26/100,000	Young mothers (births by 18y)	4%
Low birthweight	7%	Preterm births	9%
Child poverty	0%	Under-five stunting	18%
Violent discipline	75%	Inadequate supervision	no data

### Young children at risk of poor development

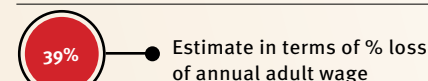


At risk in 2005, 2010 and 2015, using a composite indicator of under-five stunting or poverty

### Risk by sex and residence



### Lifetime cost of growth deficit in early childhood



### Children with functional difficulty

no data

### Children developmentally on-track

no data

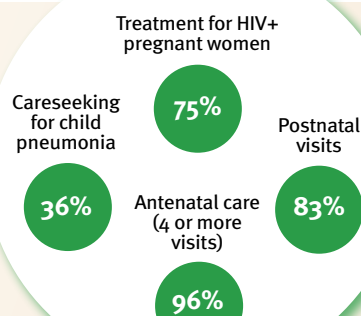
## Support and services for early childhood development: Nurturing care

Parents and caregivers need a facilitating environment of laws, policies, services and community support to assist them in providing their young children with nurturing care.

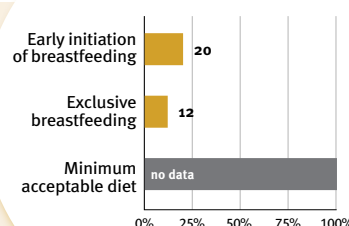
## Facilitating environments

Policies				
None	<14	14 – <18	18 – <26	≥26
Paid maternity leave (weeks)				
None	<14	14 – <18	18 – <26	≥26
Paid paternity leave (weeks)				
Not	Slightly	Moderately	Substantially	
International Code of Marketing of Breastmilk Substitutes (alignment)				
✓	National minimum wage			
✓	Child and family social protection			

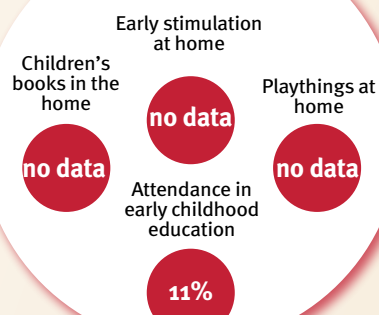
### Health



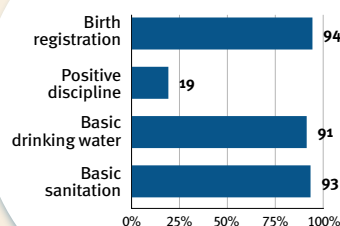
### Nutrition



### Early learning



### Security and safety



### Responsive caregiving

Public information about ECD  
Parental mental health  
Parent support (groups, home visits)  
Quality child day care



Comparative country data urgently needed

### International conventions

✓	Convention on the Rights of the Child
✓	Convention on the Rights of Persons with Disabilities
✓	CRC Optional Protocol on the Sale of Children, Child Prostitution and Child Pornography
✓	Hague Convention on Protection of Children and Cooperation in Respect of Intercountry Adoption



## Bahamas

*Countdown to 2030*

Women's, Children's & Adolescents' Health

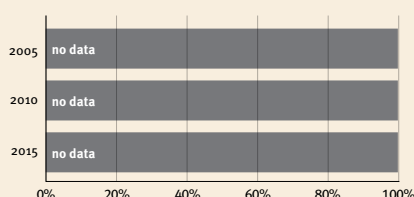
### Demographics

Population	393,248
Annual births	5,422
Children under 5	27,064 (7%)
Under-five mortality	13/1,000

### Threats to Early Childhood Development

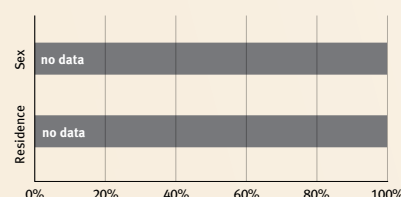
Maternal mortality	70/100,000	Young mothers (births by 18y)	no data
Low birthweight	13%	Preterm births	10%
Child poverty	no data	Under-five stunting	no data
Violent discipline	no data	Inadequate supervision	no data

### Young children at risk of poor development

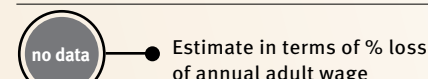


At risk in 2005, 2010 and 2015, using a composite indicator of under-five stunting or poverty

### Risk by sex and residence



### Lifetime cost of growth deficit in early childhood



### Children with functional difficulty

no data

### Children developmentally on-track

no data

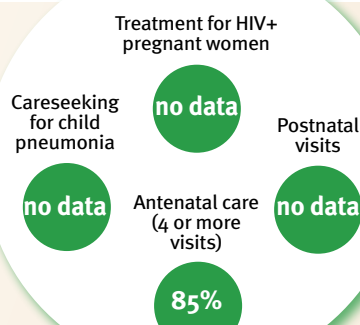
## Support and services for early childhood development: Nurturing care

Parents and caregivers need a facilitating environment of laws, policies, services and community support to assist them in providing their young children with nurturing care.

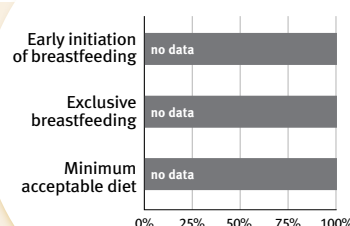
## Facilitating environments

Policies				
None	<14	14 – <18	18 – <26	≥26
Paid maternity leave (weeks)				
None	<14	14 – <18	18 – <26	≥26
Paid paternity leave (weeks)				
Not	Slightly	Moderately	Substantially	
International Code of Marketing of Breastmilk Substitutes (alignment)				
✓	National minimum wage			
✗	Child and family social protection			

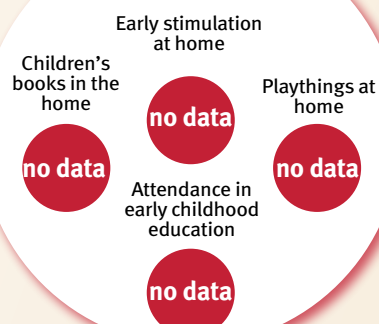
### Health



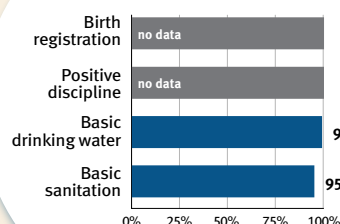
### Nutrition



### Early learning



### Security and safety



### Responsive caregiving

Public information about ECD  
Parental mental health  
Parent support (groups, home visits)  
Quality child day care



Comparative country data urgently needed

### International conventions

✓	Convention on the Rights of the Child
✓	Convention on the Rights of Persons with Disabilities
✓	CRC Optional Protocol on the Sale of Children, Child Prostitution and Child Pornography
✗	Hague Convention on Protection of Children and Cooperation in Respect of Intercountry Adoption





## Bahrain

*Countdown to 2030*

Women's, Children's & Adolescents' Health

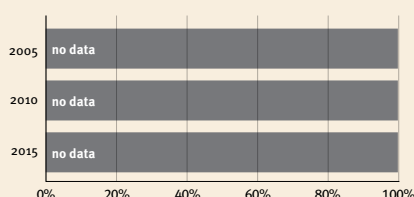
### Demographics

Population	1,701,583
Annual births	22,096
Children under 5	108,054 (6%)
Under-five mortality	7/1,000

### Threats to Early Childhood Development

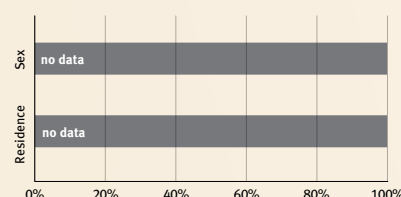
Maternal mortality	14/100,000	Young mothers (births by 18y)	no data
Low birthweight	12%	Preterm births	14%
Child poverty	no data	Under-five stunting	14%
Violent discipline	no data	Inadequate supervision	no data

### Young children at risk of poor development

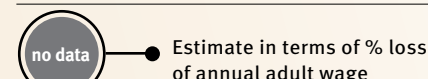


At risk in 2005, 2010 and 2015, using a composite indicator of under-five stunting or poverty

### Risk by sex and residence



### Lifetime cost of growth deficit in early childhood



### Children with functional difficulty

no data

### Children developmentally on-track

no data

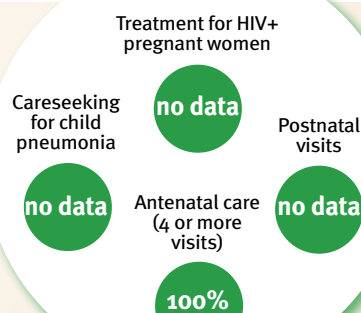
## Support and services for early childhood development: Nurturing care

Parents and caregivers need a facilitating environment of laws, policies, services and community support to assist them in providing their young children with nurturing care.

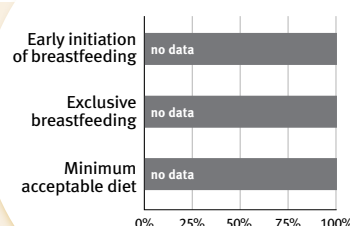
## Facilitating environments

Policies				
None	<14	14 – <18	18 – <26	≥26
Paid maternity leave (weeks)				
None	<14	14 – <18	18 – <26	≥26
Paid paternity leave (weeks)				
Not	Slightly	Moderately	Substantially	
International Code of Marketing of Breastmilk Substitutes (alignment)				
X	National minimum wage			
X	Child and family social protection			

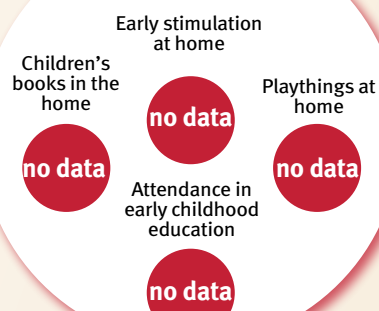
### Health



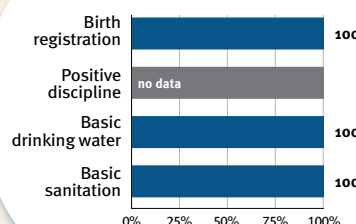
### Nutrition



### Early learning



### Security and safety



### Responsive caregiving

Public information about ECD  
Parental mental health  
Parent support (groups, home visits)  
Quality child day care



Comparative country data urgently needed

### International conventions

✓	Convention on the Rights of the Child
✓	Convention on the Rights of Persons with Disabilities
✓	CRC Optional Protocol on the Sale of Children, Child Prostitution and Child Pornography
X	Hague Convention on Protection of Children and Cooperation in Respect of Intercountry Adoption



## Bangladesh

*Countdown to 2030*

Women's, Children's & Adolescents' Health

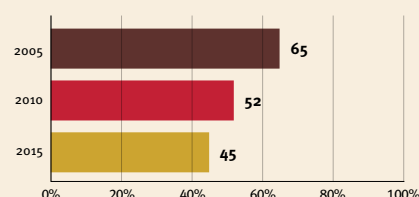
### Demographics

Population	164,689,383
Annual births	2,889,959
Children under 5	14,328,179 (9%)
Under-five mortality	31/1,000

### Threats to Early Childhood Development

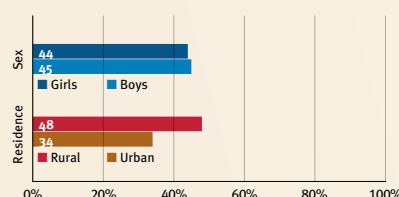
Maternal mortality	173/100,000	Young mothers (births by 18y)	24%
Low birthweight	28%	Preterm births	14%
Child poverty	22%	Under-five stunting	31%
Violent discipline	88%	Inadequate supervision	11%

### Young children at risk of poor development

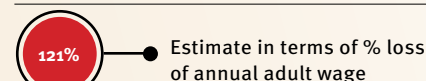


At risk in 2005, 2010 and 2015, using a composite indicator of under-five stunting or poverty

### Risk by sex and residence



### Lifetime cost of growth deficit in early childhood



### Children with functional difficulty

3%

### Children developmentally on-track

75%

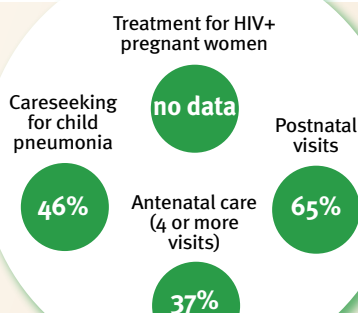
## Support and services for early childhood development: Nurturing care

Parents and caregivers need a facilitating environment of laws, policies, services and community support to assist them in providing their young children with nurturing care.

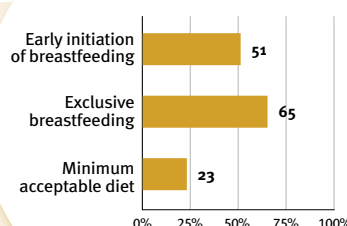
## Facilitating environments

Policies				
None	<14	14 – <18	18 – <26	≥26
Paid maternity leave (weeks)				
None	<14	14 – <18	18 – <26	≥26
Paid paternity leave (weeks)				
Not	Slightly	Moderately	Substantially	
International Code of Marketing of Breastmilk Substitutes (alignment)				
X	National minimum wage			
X	Child and family social protection			

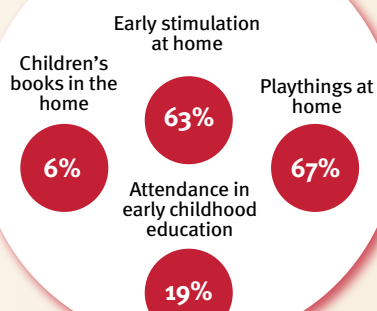
### Health



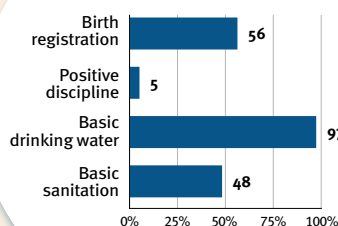
### Nutrition



### Early learning



### Security and safety



### Responsive caregiving

Public information about ECD  
Parental mental health  
Parent support (groups, home visits)  
Quality child day care



Comparative country data urgently needed

### International conventions

✓	Convention on the Rights of the Child
✓	Convention on the Rights of Persons with Disabilities
✓	CRC Optional Protocol on the Sale of Children, Child Prostitution and Child Pornography
X	Hague Convention on Protection of Children and Cooperation in Respect of Intercountry Adoption



## Barbados

**Countdown to 2030**

Women's, Children's & Adolescents' Health

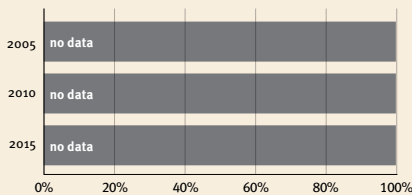
### Demographics

Population	287,371
Annual births	3,045
Children under 5	15,120 (5%)
Under-five mortality	13/1,000

### Threats to Early Childhood Development

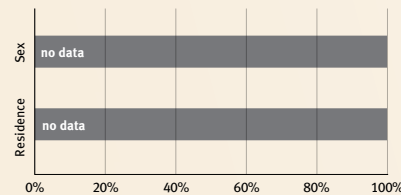
Maternal mortality	27/100,000	Young mothers (births by 18y)	no data
Low birthweight	no data	Preterm births	9%
Child poverty	no data	Under-five stunting	8%
Violent discipline	78%	Inadequate supervision	1%

### Young children at risk of poor development

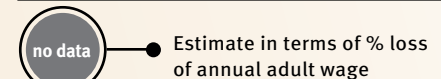


At risk in 2005, 2010 and 2015, using a composite indicator of under-five stunting or poverty

### Risk by sex and residence



### Lifetime cost of growth deficit in early childhood



### Children with functional difficulty

no data

### Children developmentally on-track

97%

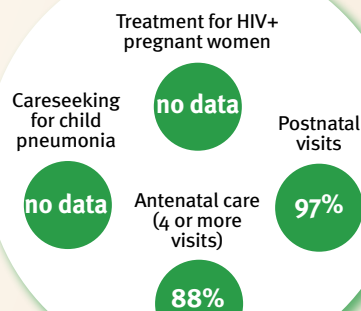
## Support and services for early childhood development: Nurturing care

Parents and caregivers need a facilitating environment of laws, policies, services and community support to assist them in providing their young children with nurturing care.

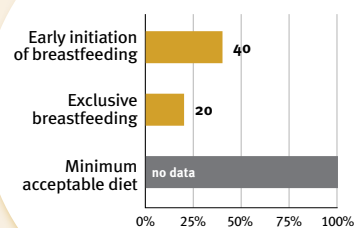
## Facilitating environments

Policies				
None	<14	14 – <18	18 – <26	≥26
Paid maternity leave (weeks)				
None	<14	14 – <18	18 – <26	≥26
Paid paternity leave (weeks)				
Not	Slightly	Moderately	Substantially	
International Code of Marketing of Breastmilk Substitutes (alignment)				
✓	National minimum wage			
✗	Child and family social protection			

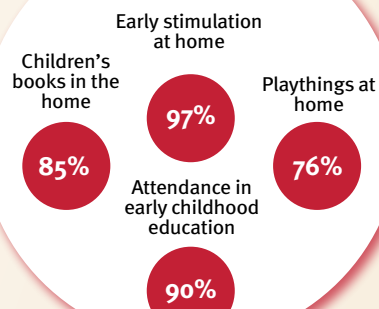
### Health



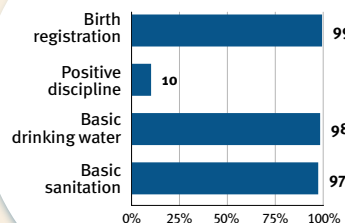
### Nutrition



### Early learning



### Security and safety



### Responsive caregiving

Public information about ECD  
Parental mental health  
Parent support (groups, home visits)  
Quality child day care

?

Comparative country data urgently needed

### International conventions

✓	Convention on the Rights of the Child
✓	Convention on the Rights of Persons with Disabilities
✗	CRC Optional Protocol on the Sale of Children, Child Prostitution and Child Pornography
✗	Hague Convention on Protection of Children and Cooperation in Respect of Intercountry Adoption





## Belarus

## Countdown to 2030

Women's, Children's & Adolescents' Health

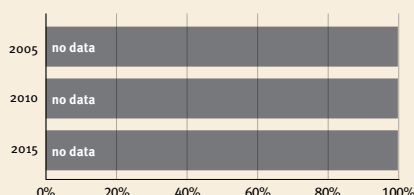
### Demographics

Population	9,449,321
Annual births	107,929
Children under 5	548,121 (6%)
Under-five mortality	3/1,000

### Threats to Early Childhood Development

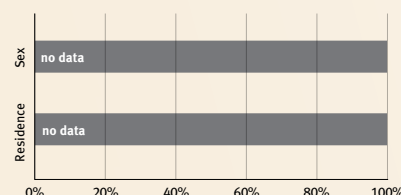
Maternal mortality	2/100,000	Young mothers (births by 18y)	3%
Low birthweight	5%	Preterm births	4%
Child poverty	no data	Under-five stunting	4%
Violent discipline	68%	Inadequate supervision	4%

### Young children at risk of poor development

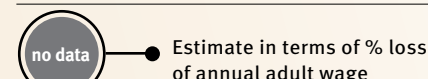


At risk in 2005, 2010 and 2015, using a composite indicator of under-five stunting or poverty

### Risk by sex and residence



### Lifetime cost of growth deficit in early childhood



### Children with functional difficulty

2%

### Children developmentally on-track

87%

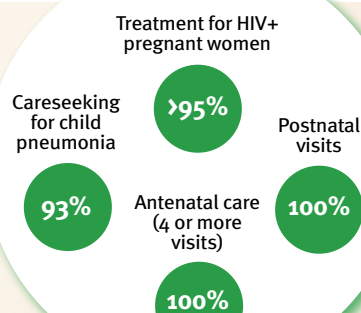
## Support and services for early childhood development: Nurturing care

Parents and caregivers need a facilitating environment of laws, policies, services and community support to assist them in providing their young children with nurturing care.

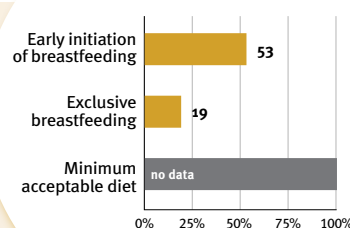
## Facilitating environments

Policies				
None	<14	14 – <18	18 – <26	≥26
Paid maternity leave (weeks)				
None	<14	14 – <18	18 – <26	≥26
Paid paternity leave (weeks)				
Not	Slightly	Moderately	Substantially	
International Code of Marketing of Breastmilk Substitutes (alignment)				
✓	National minimum wage			
✓	Child and family social protection			

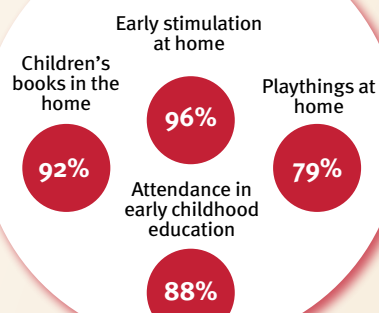
### Health



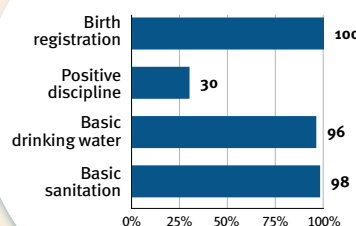
### Nutrition



### Early learning



### Security and safety



### Responsive caregiving

Public information about ECD  
Parental mental health  
Parent support (groups, home visits)  
Quality child day care



Comparative country data urgently needed

### International conventions

✓	Convention on the Rights of the Child
✓	Convention on the Rights of Persons with Disabilities
✓	CRC Optional Protocol on the Sale of Children, Child Prostitution and Child Pornography
✓	Hague Convention on Protection of Children and Cooperation in Respect of Intercountry Adoption

# Belgium

## Countdown to 2030

Women's, Children's & Adolescents' Health

### Demographics

Population	11,589,616
Annual births	124,027
Children under 5	633,653 (5%)
Under-five mortality	3/1,000

### Threats to Early Childhood Development

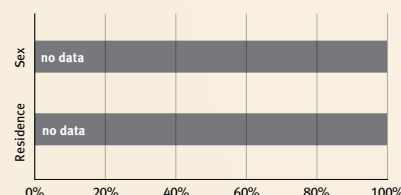
Maternal mortality	5/100,000	Young mothers (births by 18y)	no data
Low birthweight	7%	Preterm births	8%
Child poverty	no data	Under-five stunting	no data
Violent discipline	no data	Inadequate supervision	no data

### Young children at risk of poor development

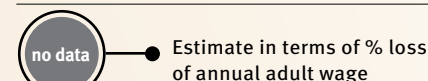


At risk in 2005, 2010 and 2015, using a composite indicator of under-five stunting or poverty

### Risk by sex and residence



### Lifetime cost of growth deficit in early childhood



### Children with functional difficulty

no data

### Children developmentally on-track

no data

## Support and services for early childhood development: Nurturing care

Parents and caregivers need a facilitating environment of laws, policies, services and community support to assist them in providing their young children with nurturing care.

## Facilitating environments

Policies				
None	<14	14 – <18	18 – <26	≥26
Paid maternity leave (weeks)				
None	<14	14 – <18	18 – <26	≥26
Paid paternity leave (weeks)				
Not	Slightly	Moderately	Substantially	
International Code of Marketing of Breastmilk Substitutes (alignment)				
✓	National minimum wage			
✓	Child and family social protection			

### Health

Treatment for HIV+ pregnant women

Careseeking for child pneumonia

no data

Postnatal visits

no data

Antenatal care (4 or more visits)

no data

no data

### Early learning

Early stimulation at home

Children's books in the home

no data

Playthings at home

no data

Attendance in early childhood education

no data

no data

### Nutrition

Early initiation of breastfeeding

no data

Exclusive breastfeeding

no data

Minimum acceptable diet

no data

0% 25% 50% 75% 100%

### Responsive caregiving

Public information about ECD  
Parental mental health  
Parent support (groups, home visits)  
Quality child day care

?

Comparative country data urgently needed

### Security and safety

Birth registration

100

Positive discipline

no data

Basic drinking water

100

Basic sanitation

99

0% 25% 50% 75% 100%

### International conventions

✓	Convention on the Rights of the Child
✓	Convention on the Rights of Persons with Disabilities
✓	CRC Optional Protocol on the Sale of Children, Child Prostitution and Child Pornography
✓	Hague Convention on Protection of Children and Cooperation in Respect of Intercountry Adoption



## Belize

*Countdown to 2030*

Women's, Children's & Adolescents' Health

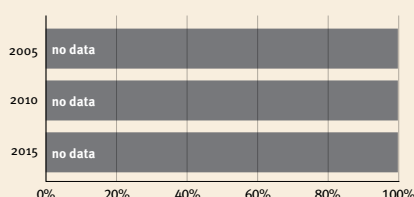
### Demographics

Population	397,621
Annual births	8,059
Children under 5	39,446 (10%)
Under-five mortality	12/1,000

### Threats to Early Childhood Development

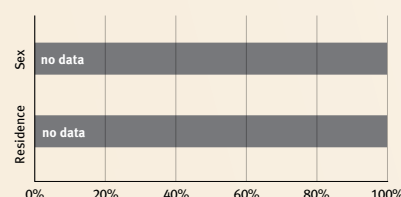
Maternal mortality	36/100,000	Young mothers (births by 18y)	17%
Low birthweight	9%	Preterm births	10%
Child poverty	no data	Under-five stunting	15%
Violent discipline	63%	Inadequate supervision	13%

### Young children at risk of poor development

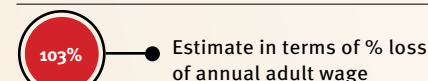


At risk in 2005, 2010 and 2015, using a composite indicator of under-five stunting or poverty

### Risk by sex and residence



### Lifetime cost of growth deficit in early childhood



### Children with functional difficulty

no data

### Children developmentally on-track

83%

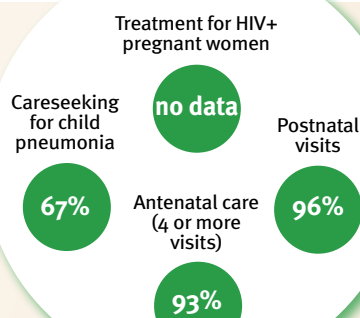
## Support and services for early childhood development: Nurturing care

Parents and caregivers need a facilitating environment of laws, policies, services and community support to assist them in providing their young children with nurturing care.

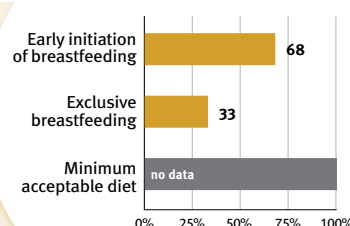
## Facilitating environments

Policies				
None	<14	14 – <18	18 – <26	≥26
Paid maternity leave (weeks)				
None	<14	14 – <18	18 – <26	≥26
Paid paternity leave (weeks)				
Not	Slightly	Moderately	Substantially	
International Code of Marketing of Breastmilk Substitutes (alignment)				
✓	National minimum wage			
✗	Child and family social protection			

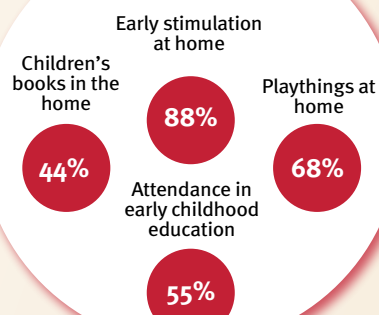
### Health



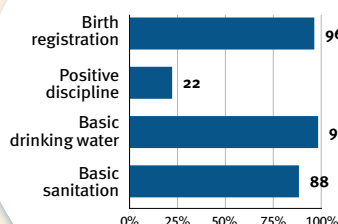
### Nutrition



### Early learning



### Security and safety



### Responsive caregiving

Public information about ECD  
Parental mental health  
Parent support (groups, home visits)  
Quality child day care

?

Comparative country data urgently needed

### International conventions

✓	Convention on the Rights of the Child
✓	Convention on the Rights of Persons with Disabilities
✓	CRC Optional Protocol on the Sale of Children, Child Prostitution and Child Pornography
✓	Hague Convention on Protection of Children and Cooperation in Respect of Intercountry Adoption



## Benin

## Countdown to 2030

Women's, Children's & Adolescents' Health

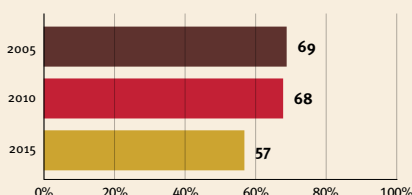
### Demographics

Population	12,123,198
Annual births	430,443
Children under 5	1,908,329 (16%)
Under-five mortality	90/1,000

### Threats to Early Childhood Development

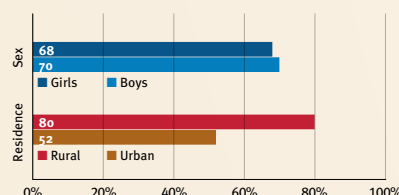
Maternal mortality	397/100,000	Young mothers (births by 18y)	19%
Low birthweight	17%	Preterm births	11%
Child poverty	50%	Under-five stunting	32%
Violent discipline	87%	Inadequate supervision	29%

### Young children at risk of poor development

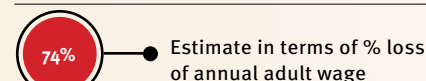


At risk in 2005, 2010 and 2015, using a composite indicator of under-five stunting or poverty

### Risk by sex and residence



### Lifetime cost of growth deficit in early childhood



### Children with functional difficulty

no data

### Children developmentally on-track

54%

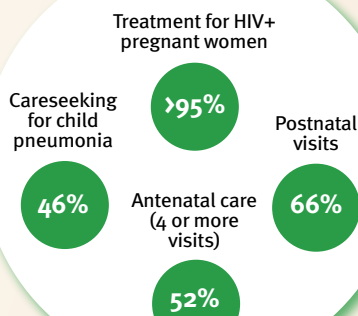
## Support and services for early childhood development: Nurturing care

Parents and caregivers need a facilitating environment of laws, policies, services and community support to assist them in providing their young children with nurturing care.

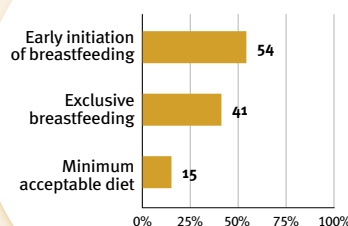
## Facilitating environments

Policies				
None	<14	14 – <18	18 – <26	≥26
Paid maternity leave (weeks)				
None	<14	14 – <18	18 – <26	≥26
Paid paternity leave (weeks)				
Not	Slightly	Moderately	Substantially	
International Code of Marketing of Breastmilk Substitutes (alignment)				
✓	National minimum wage			
✗	Child and family social protection			

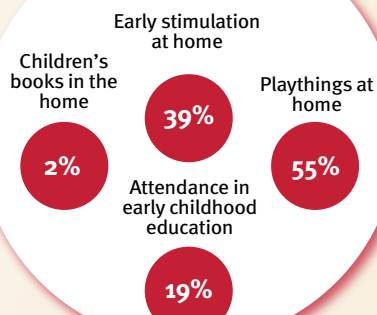
### Health



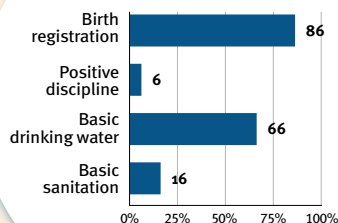
### Nutrition



### Early learning



### Security and safety



### Responsive caregiving

Public information about ECD  
Parental mental health  
Parent support (groups, home visits)  
Quality child day care

?

Comparative country data urgently needed

### International conventions

✓	Convention on the Rights of the Child
✓	Convention on the Rights of Persons with Disabilities
✓	CRC Optional Protocol on the Sale of Children, Child Prostitution and Child Pornography
✓	Hague Convention on Protection of Children and Cooperation in Respect of Intercountry Adoption



## Bhutan

## Countdown to 2030

Women's, Children's & Adolescents' Health

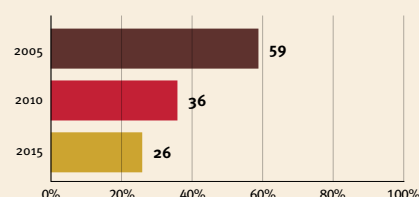
### Demographics

Population	771,612
Annual births	12,886
Children under 5	63,855 (8%)
Under-five mortality	28/1,000

### Threats to Early Childhood Development

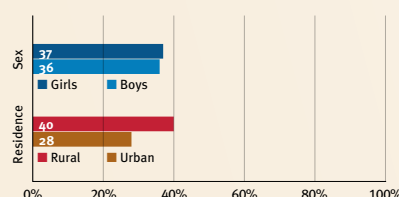
Maternal mortality	183/100,000	Young mothers (births by 18y)	15%
Low birthweight	12%	Preterm births	10%
Child poverty	5%	Under-five stunting	34%
Violent discipline	no data	Inadequate supervision	14%

### Young children at risk of poor development

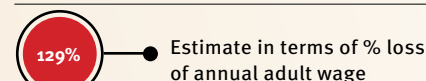


At risk in 2005, 2010 and 2015, using a composite indicator of under-five stunting or poverty

### Risk by sex and residence



### Lifetime cost of growth deficit in early childhood



### Children with functional difficulty

no data

### Children developmentally on-track

72%

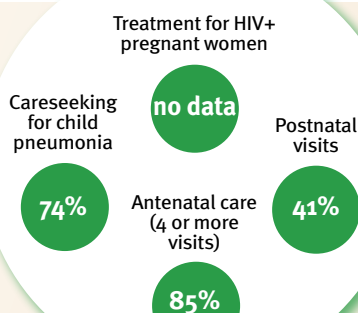
## Support and services for early childhood development: Nurturing care

Parents and caregivers need a facilitating environment of laws, policies, services and community support to assist them in providing their young children with nurturing care.

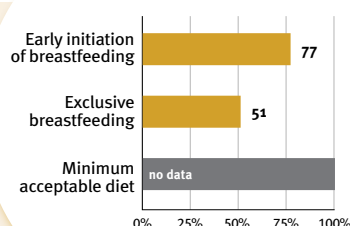
## Facilitating environments

Policies				
None	<14	14 – <18	18 – <26	≥26
Paid maternity leave (weeks)				
None	<14	14 – <18	18 – <26	≥26
Paid paternity leave (weeks)				
Not	Slightly	Moderately	Substantially	
International Code of Marketing of Breastmilk Substitutes (alignment)				
✓	National minimum wage			
✗	Child and family social protection			

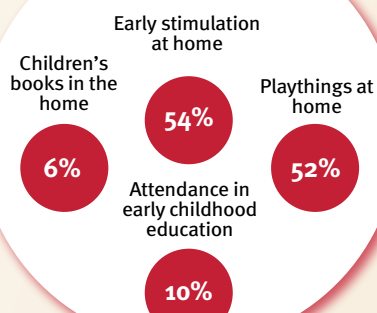
### Health



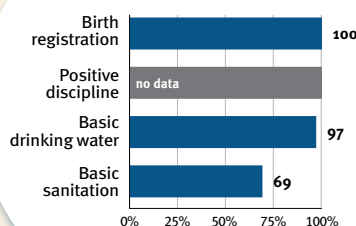
### Nutrition



### Early learning



### Security and safety



### Responsive caregiving

Public information about ECD  
Parental mental health  
Parent support (groups, home visits)  
Quality child day care

?

Comparative country data urgently needed

### International conventions

✓	Convention on the Rights of the Child
✓	Convention on the Rights of Persons with Disabilities
✓	CRC Optional Protocol on the Sale of Children, Child Prostitution and Child Pornography
✗	Hague Convention on Protection of Children and Cooperation in Respect of Intercountry Adoption





## Bolivia (Plurinational State of)

*Countdown to 2030*

Women's, Children's & Adolescents' Health

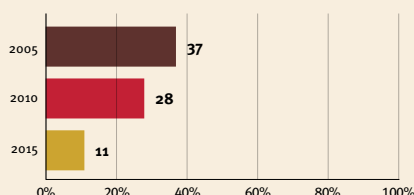
### Demographics

Population	11,673,029
Annual births	247,457
Children under 5	1,185,499 (10%)
Under-five mortality	26/1,000

### Threats to Early Childhood Development

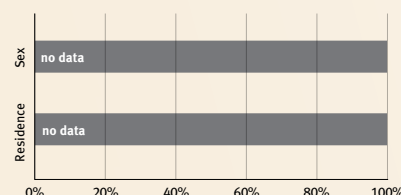
Maternal mortality	155/100,000	Young mothers (births by 18y)	20%
Low birthweight	7%	Preterm births	9%
Child poverty	15%	Under-five stunting	16%
Violent discipline	no data	Inadequate supervision	no data

### Young children at risk of poor development

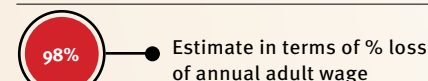


At risk in 2005, 2010 and 2015, using a composite indicator of under-five stunting or poverty

### Risk by sex and residence



### Lifetime cost of growth deficit in early childhood



### Children with functional difficulty

no data

### Children developmentally on-track

no data

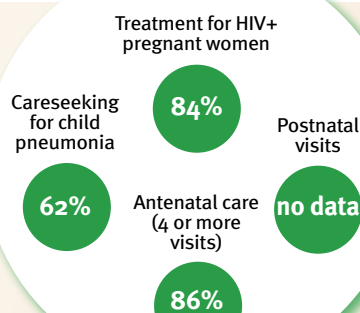
## Support and services for early childhood development: Nurturing care

Parents and caregivers need a facilitating environment of laws, policies, services and community support to assist them in providing their young children with nurturing care.

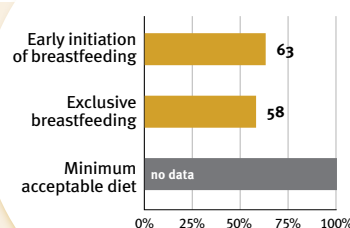
## Facilitating environments

Policies				
None	<14	14 – <18	18 – <26	≥26
Paid maternity leave (weeks)				
None	<14	14 – <18	18 – <26	≥26
Paid paternity leave (weeks)				
Not	Slightly	Moderately	Substantially	
International Code of Marketing of Breastmilk Substitutes (alignment)				
✓	National minimum wage			
✓	Child and family social protection			

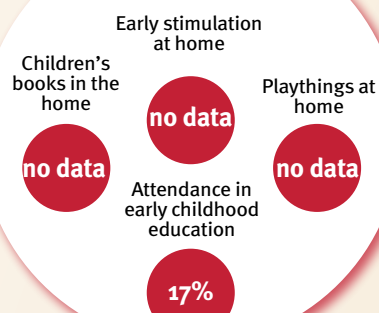
### Health



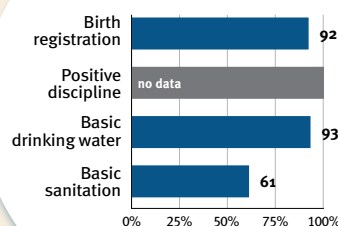
### Nutrition



### Early learning



### Security and safety



### Responsive caregiving

Public information about ECD  
Parental mental health  
Parent support (groups, home visits)  
Quality child day care



Comparative country data urgently needed

### International conventions

✓	Convention on the Rights of the Child
✓	Convention on the Rights of Persons with Disabilities
✓	CRC Optional Protocol on the Sale of Children, Child Prostitution and Child Pornography
✓	Hague Convention on Protection of Children and Cooperation in Respect of Intercountry Adoption



# Bosnia and Herzegovina

*Countdown to 2030*

Women's, Children's & Adolescents' Health

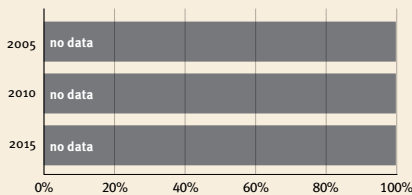
## Demographics

Population	3,280,815
Annual births	25,586
Children under 5	133,254 (4%)
Under-five mortality	6/1,000

## Threats to Early Childhood Development

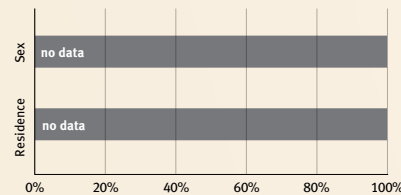
Maternal mortality	10/100,000	Young mothers (births by 18y)	no data
Low birthweight	3%	Preterm births	8%
Child poverty	no data	Under-five stunting	9%
Violent discipline	55%	Inadequate supervision	2%

## Young children at risk of poor development

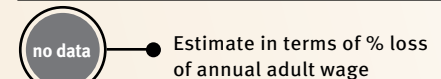


At risk in 2005, 2010 and 2015, using a composite indicator of under-five stunting or poverty

## Risk by sex and residence



## Lifetime cost of growth deficit in early childhood



## Children with functional difficulty

no data

## Children developmentally on-track

96%

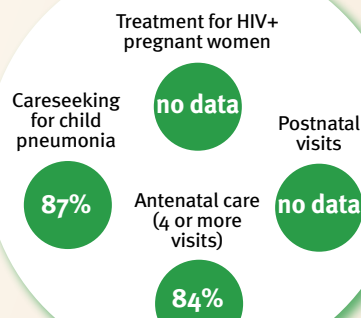
## Support and services for early childhood development: Nurturing care

Parents and caregivers need a facilitating environment of laws, policies, services and community support to assist them in providing their young children with nurturing care.

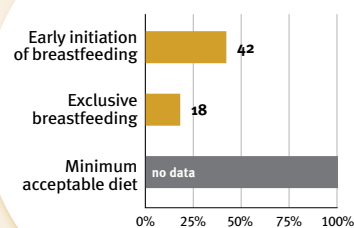
## Facilitating environments

Policies				
None	<14	14 – <18	18 – <26	≥26
Paid maternity leave (weeks)				
None	<14	14 – <18	18 – <26	≥26
Paid paternity leave (weeks)				
Not	Slightly	Moderately	Substantially	
International Code of Marketing of Breastmilk Substitutes (alignment)				
✓	National minimum wage			
✗	Child and family social protection			

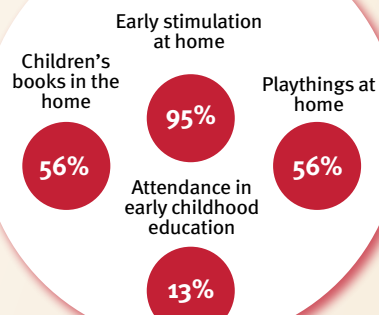
## Health



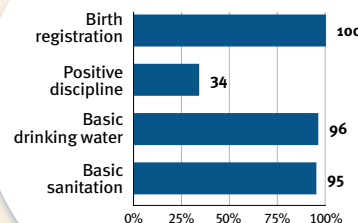
## Nutrition



## Early learning



## Security and safety



## Responsive caregiving

Public information about ECD  
Parental mental health  
Parent support (groups, home visits)  
Quality child day care

?

Comparative country data urgently needed

## International conventions

✓	Convention on the Rights of the Child
✓	Convention on the Rights of Persons with Disabilities
✓	CRC Optional Protocol on the Sale of Children, Child Prostitution and Child Pornography
✗	Hague Convention on Protection of Children and Cooperation in Respect of Intercountry Adoption



## Botswana

*Countdown to 2030*

Women's, Children's & Adolescents' Health

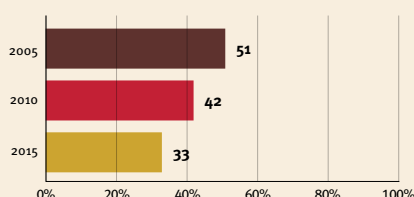
### Demographics

Population	2,351,625
Annual births	55,466
Children under 5	271,775 (12%)
Under-five mortality	42/1,000

### Threats to Early Childhood Development

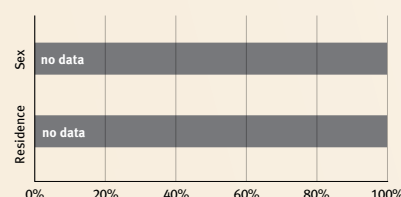
Maternal mortality	144/100,000	Young mothers (births by 18y)	no data
Low birthweight	16%	Preterm births	15%
Child poverty	no data	Under-five stunting	29%
Violent discipline	no data	Inadequate supervision	no data

### Young children at risk of poor development

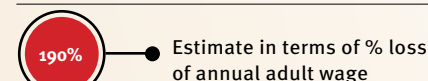


At risk in 2005, 2010 and 2015, using a composite indicator of under-five stunting or poverty

### Risk by sex and residence



### Lifetime cost of growth deficit in early childhood



### Children with functional difficulty

no data

### Children developmentally on-track

no data

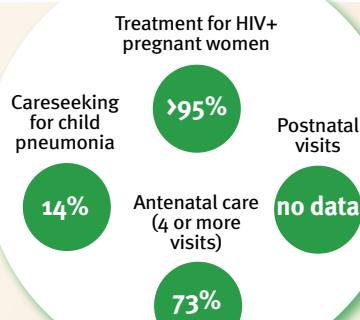
## Support and services for early childhood development: Nurturing care

Parents and caregivers need a facilitating environment of laws, policies, services and community support to assist them in providing their young children with nurturing care.

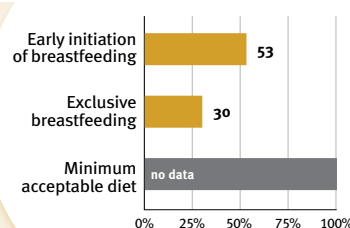
## Facilitating environments

Policies				
None	<14	14 – <18	18 – <26	≥26
Paid maternity leave (weeks)				
None	<14	14 – <18	18 – <26	≥26
Paid paternity leave (weeks)				
Not	Slightly	Moderately	Substantially	
International Code of Marketing of Breastmilk Substitutes (alignment)				
✓	National minimum wage			
✗	Child and family social protection			


### Health



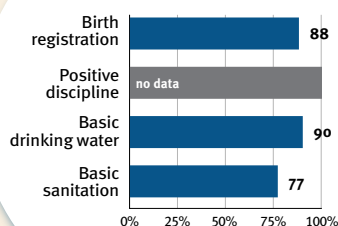
### Nutrition



### Early learning



### Security and safety



### Responsive caregiving

Public information about ECD  
Parental mental health  
Parent support (groups, home visits)  
Quality child day care



Comparative country data urgently needed

### International conventions

✓	Convention on the Rights of the Child
✗	Convention on the Rights of Persons with Disabilities
✓	CRC Optional Protocol on the Sale of Children, Child Prostitution and Child Pornography
✗	Hague Convention on Protection of Children and Cooperation in Respect of Intercountry Adoption





## Brazil

*Countdown to 2030*

Women's, Children's & Adolescents' Health

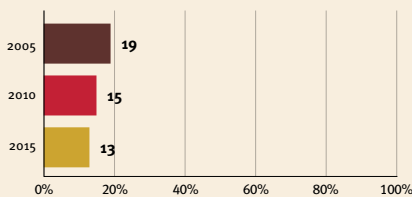
### Demographics

Population	212,559,409
Annual births	2,859,135
Children under 5	14,475,093 (7%)
Under-five mortality	14/1,000

### Threats to Early Childhood Development

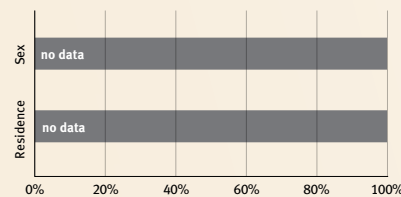
Maternal mortality	60/100,000	Young mothers (births by 18y)	no data
Low birthweight	8%	Preterm births	9%
Child poverty	no data	Under-five stunting	7%
Violent discipline	no data	Inadequate supervision	no data

### Young children at risk of poor development

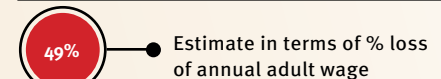


At risk in 2005, 2010 and 2015, using a composite indicator of under-five stunting or poverty

### Risk by sex and residence



### Lifetime cost of growth deficit in early childhood



### Children with functional difficulty

no data

### Children developmentally on-track

no data

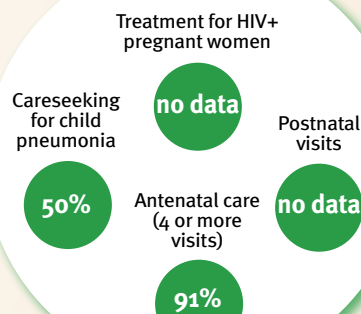
## Support and services for early childhood development: Nurturing care

Parents and caregivers need a facilitating environment of laws, policies, services and community support to assist them in providing their young children with nurturing care.

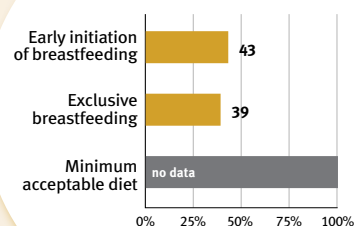
## Facilitating environments

Policies				
None	<14	14 – <18	18 – <26	≥26
Paid maternity leave (weeks)				
None	<14	14 – <18	18 – <26	≥26
Paid paternity leave (weeks)				
Not	Slightly	Moderately	Substantially	
International Code of Marketing of Breastmilk Substitutes (alignment)				
✓	National minimum wage			
✓	Child and family social protection			


### Health



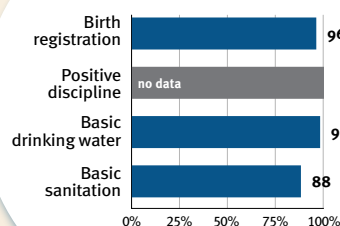
### Nutrition



### Early learning



### Security and safety



### Responsive caregiving

Public information about ECD  
Parental mental health  
Parent support (groups, home visits)  
Quality child day care

?

Comparative country data urgently needed

### International conventions

✓	Convention on the Rights of the Child
✓	Convention on the Rights of Persons with Disabilities
✓	CRC Optional Protocol on the Sale of Children, Child Prostitution and Child Pornography
✓	Hague Convention on Protection of Children and Cooperation in Respect of Intercountry Adoption



## British Virgin Islands

*Countdown to 2030*

Women's, Children's & Adolescents' Health

### Demographics

Population	30,237
Annual births	no data
Children under 5	no data (no data)
Under-five mortality	no data/1,000

### Threats to Early Childhood Development

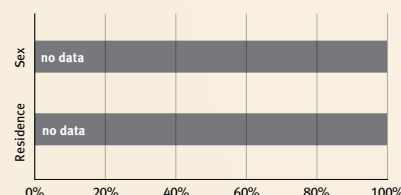
Maternal mortality	no data/100,000	Young mothers (births by 18y)	no data
Low birthweight	no data	Preterm births	no data
Child poverty	no data	Under-five stunting	no data
Violent discipline	no data	Inadequate supervision	no data

### Young children at risk of poor development

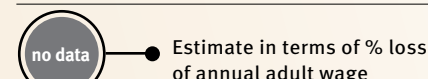


At risk in 2005, 2010 and 2015, using a composite indicator of under-five stunting or poverty

### Risk by sex and residence



### Lifetime cost of growth deficit in early childhood



### Children with functional difficulty

no data

### Children developmentally on-track

no data

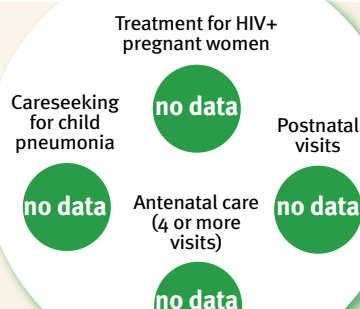
## Support and services for early childhood development: Nurturing care

Parents and caregivers need a facilitating environment of laws, policies, services and community support to assist them in providing their young children with nurturing care.

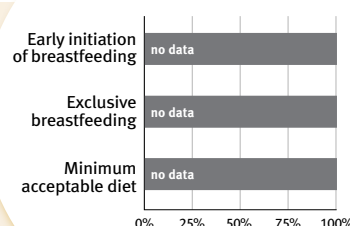
## Facilitating environments

Policies	
no data	
Paid maternity leave (weeks)	
no data	
Paid paternity leave (weeks)	
no data	
International Code of Marketing of Breastmilk Substitutes (alignment)	
no data	National minimum wage
X	Child and family social protection

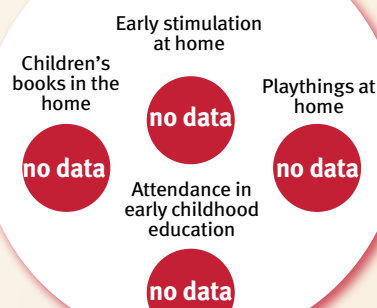
### Health



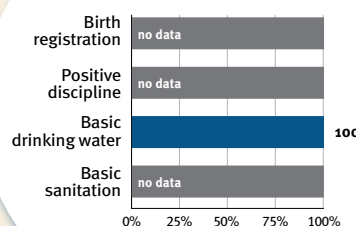
### Nutrition



### Early learning



### Security and safety



### Responsive caregiving

Public information about ECD  
Parental mental health  
Parent support (groups, home visits)  
Quality child day care



Comparative country data urgently needed

### International conventions

no data	Convention on the Rights of the Child
no data	Convention on the Rights of Persons with Disabilities
no data	CRC Optional Protocol on the Sale of Children, Child Prostitution and Child Pornography
X	Hague Convention on Protection of Children and Cooperation in Respect of Intercountry Adoption



## Brunei Darussalam

*Countdown to 2030*

Women's, Children's & Adolescents' Health

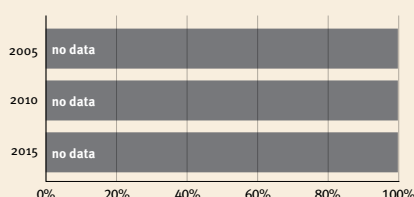
### Demographics

Population	437,483
Annual births	6,156
Children under 5	31,672 (7%)
Under-five mortality	11/1,000

### Threats to Early Childhood Development

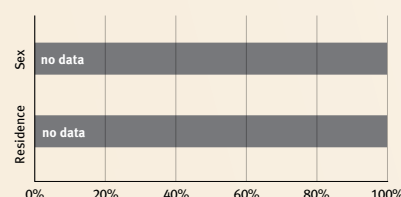
Maternal mortality	31/100,000	Young mothers (births by 18y)	no data
Low birthweight	11%	Preterm births	12%
Child poverty	no data	Under-five stunting	20%
Violent discipline	no data	Inadequate supervision	no data

### Young children at risk of poor development

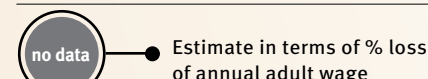


At risk in 2005, 2010 and 2015, using a composite indicator of under-five stunting or poverty

### Risk by sex and residence



### Lifetime cost of growth deficit in early childhood



### Children with functional difficulty

no data

### Children developmentally on-track

no data

## Support and services for early childhood development: Nurturing care

Parents and caregivers need a facilitating environment of laws, policies, services and community support to assist them in providing their young children with nurturing care.

## Facilitating environments

Policies				
None	<14	14 – <18	18 – <26	≥26
Paid maternity leave (weeks)				
None	<14	14 – <18	18 – <26	≥26
Paid paternity leave (weeks)				
Not	Slightly	Moderately	Substantially	
International Code of Marketing of Breastmilk Substitutes (alignment)				
X	National minimum wage			
X	Child and family social protection			

### Health

Treatment for HIV+ pregnant women

Careseeking for child pneumonia

no data

Antenatal care (4 or more visits)

93%

Postnatal visits

no data

### Early learning

Early stimulation at home

Children's books in the home

no data

Attendance in early childhood education

no data

Playthings at home

no data

### Nutrition

Early initiation of breastfeeding

no data

Exclusive breastfeeding

no data

Minimum acceptable diet

no data

0% 25% 50% 75% 100%

### Responsive caregiving

Public information about ECD  
Parental mental health  
Parent support (groups, home visits)  
Quality child day care

?

Comparative country data urgently needed

### Security and safety

Birth registration

no data

Positive discipline

no data

Basic drinking water

100

Basic sanitation

no data

0% 25% 50% 75% 100%

### International conventions

✓	Convention on the Rights of the Child
✓	Convention on the Rights of Persons with Disabilities
✓	CRC Optional Protocol on the Sale of Children, Child Prostitution and Child Pornography
X	Hague Convention on Protection of Children and Cooperation in Respect of Intercountry Adoption



## Bulgaria

**Countdown to 2030**

Women's, Children's & Adolescents' Health

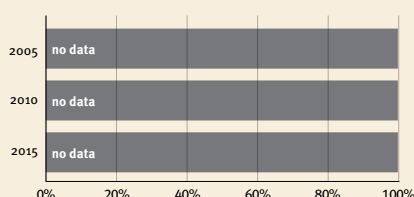
### Demographics

Population	6,948,445
Annual births	61,003
Children under 5	312,730 (5%)
Under-five mortality	7/1,000

### Threats to Early Childhood Development

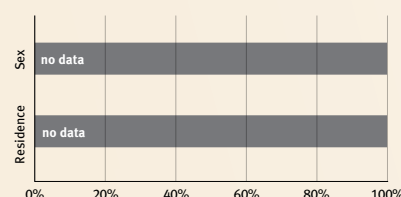
Maternal mortality	10/100,000	Young mothers (births by 18y)	5%
Low birthweight	10%	Preterm births	8%
Child poverty	no data	Under-five stunting	7%
Violent discipline	no data	Inadequate supervision	no data

### Young children at risk of poor development

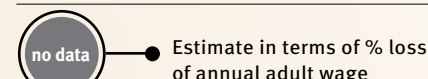


At risk in 2005, 2010 and 2015, using a composite indicator of under-five stunting or poverty

### Risk by sex and residence



### Lifetime cost of growth deficit in early childhood



### Children with functional difficulty

no data

### Children developmentally on-track

no data

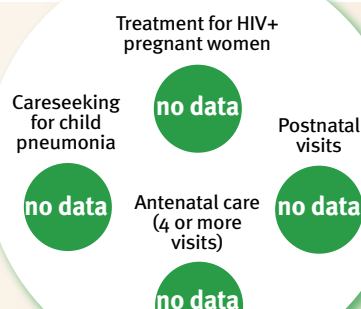
## Support and services for early childhood development: Nurturing care

Parents and caregivers need a facilitating environment of laws, policies, services and community support to assist them in providing their young children with nurturing care.

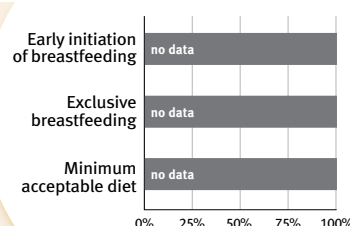
## Facilitating environments

Policies				
None	<14	14 – <18	18 – <26	≥26
Paid maternity leave (weeks)				
None	<14	14 – <18	18 – <26	≥26
Paid paternity leave (weeks)				
Not	Slightly	Moderately	Substantially	
International Code of Marketing of Breastmilk Substitutes (alignment)				
✓	National minimum wage			
✓	Child and family social protection			

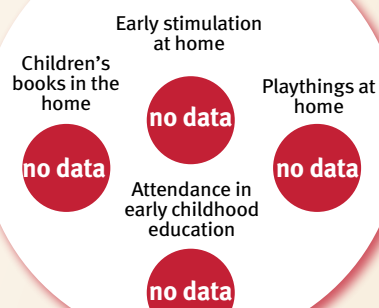
### Health



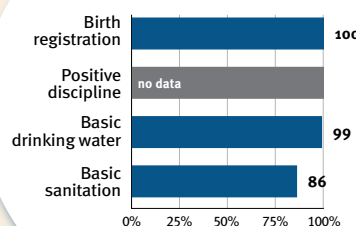
### Nutrition



### Early learning



### Security and safety



### Responsive caregiving

Public information about ECD  
Parental mental health  
Parent support (groups, home visits)  
Quality child day care



Comparative country data urgently needed

### International conventions

✓	Convention on the Rights of the Child
✓	Convention on the Rights of Persons with Disabilities
✓	CRC Optional Protocol on the Sale of Children, Child Prostitution and Child Pornography
✓	Hague Convention on Protection of Children and Cooperation in Respect of Intercountry Adoption



# Burkina Faso

*Countdown to 2030*

Women's, Children's & Adolescents' Health

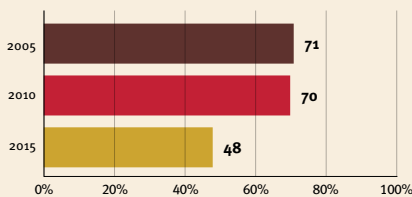
## Demographics

Population	20,903,278
Annual births	774,622
Children under 5	3,472,482 (17%)
Under-five mortality	88/1,000

## Threats to Early Childhood Development

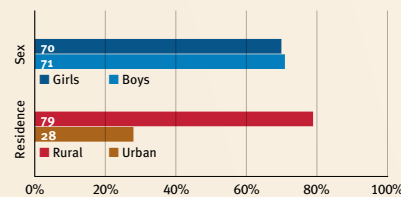
Maternal mortality	320/100,000	Young mothers (births by 18y)	28%
Low birthweight	13%	Preterm births	11%
Child poverty	59%	Under-five stunting	25%
Violent discipline	77%	Inadequate supervision	no data

## Young children at risk of poor development

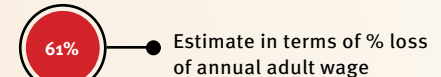


At risk in 2005, 2010 and 2015, using a composite indicator of under-five stunting or poverty

## Risk by sex and residence



## Lifetime cost of growth deficit in early childhood



## Children with functional difficulty

no data

## Children developmentally on-track

no data

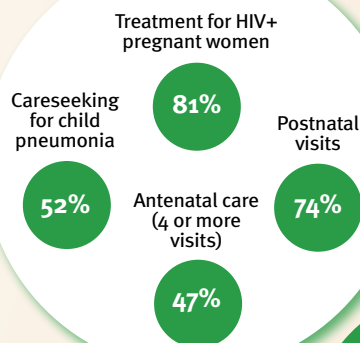
## Support and services for early childhood development: Nurturing care

Parents and caregivers need a facilitating environment of laws, policies, services and community support to assist them in providing their young children with nurturing care.

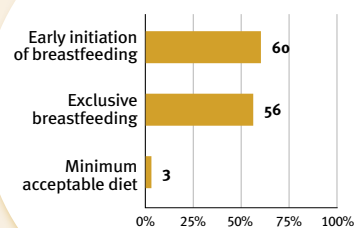
## Facilitating environments

Policies				
None	<14	14 – <18	18 – <26	≥26
Paid maternity leave (weeks)				
None	<14	14 – <18	18 – <26	≥26
Paid paternity leave (weeks)				
Not	Slightly	Moderately	Substantially	
International Code of Marketing of Breastmilk Substitutes (alignment)				
✓	National minimum wage			
✗	Child and family social protection			


## Health



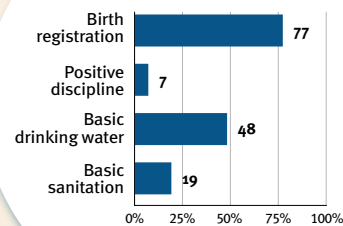
## Nutrition



## Early learning



## Security and safety



## Responsive caregiving

Public information about ECD  
Parental mental health  
Parent support (groups, home visits)  
Quality child day care

?

Comparative country data urgently needed

## International conventions

✓	Convention on the Rights of the Child
✓	Convention on the Rights of Persons with Disabilities
✓	CRC Optional Protocol on the Sale of Children, Child Prostitution and Child Pornography
✓	Hague Convention on Protection of Children and Cooperation in Respect of Intercountry Adoption





## Burundi

## Countdown to 2030

Women's, Children's & Adolescents' Health

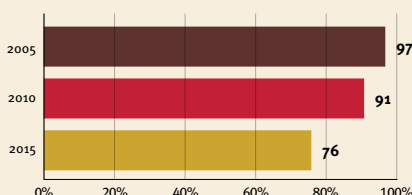
### Demographics

Population	11,890,781
Annual births	449,616
Children under 5	2,053,840 (17%)
Under-five mortality	56/1,000

### Threats to Early Childhood Development

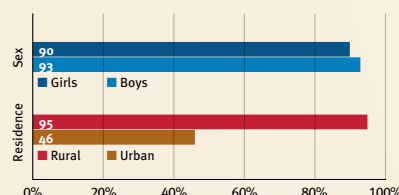
Maternal mortality	548/100,000	Young mothers (births by 18y)	13%
Low birthweight	15%	Preterm births	11%
Child poverty	86%	Under-five stunting	54%
Violent discipline	86%	Inadequate supervision	42%

### Young children at risk of poor development

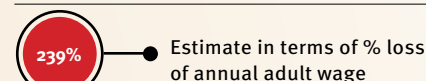


At risk in 2005, 2010 and 2015, using a composite indicator of under-five stunting or poverty

### Risk by sex and residence



### Lifetime cost of growth deficit in early childhood



### Children with functional difficulty

no data

### Children developmentally on-track

40%

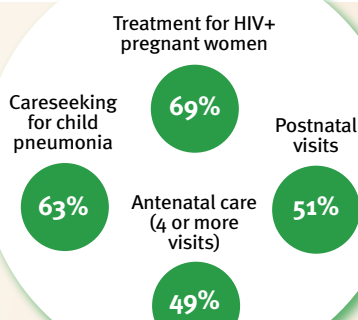
## Support and services for early childhood development: Nurturing care

Parents and caregivers need a facilitating environment of laws, policies, services and community support to assist them in providing their young children with nurturing care.

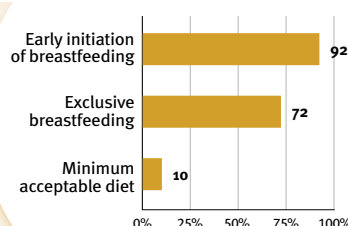
## Facilitating environments

Policies				
None	<14	14 – <18	18 – <26	≥26
Paid maternity leave (weeks)				
None	<14	14 – <18	18 – <26	≥26
Paid paternity leave (weeks)				
Not	Slightly	Moderately	Substantially	
International Code of Marketing of Breastmilk Substitutes (alignment)				
X	National minimum wage			
X	Child and family social protection			

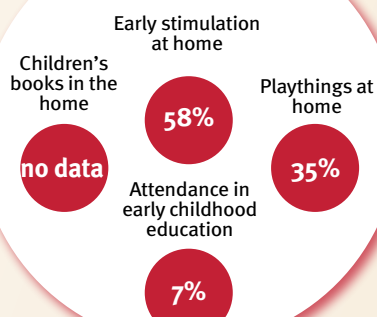
### Health



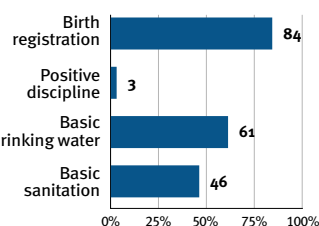
### Nutrition



### Early learning



### Security and safety



### Responsive caregiving

Public information about ECD  
Parental mental health  
Parent support (groups, home visits)  
Quality child day care

?

Comparative country data urgently needed

### International conventions

✓	Convention on the Rights of the Child
✓	Convention on the Rights of Persons with Disabilities
✓	CRC Optional Protocol on the Sale of Children, Child Prostitution and Child Pornography
✓	Hague Convention on Protection of Children and Cooperation in Respect of Intercountry Adoption



# Cabo Verde

## Countdown to 2030

Women's, Children's & Adolescents' Health

### Demographics

Population	555,988
Annual births	10,357
Children under 5	51,932 (9%)
Under-five mortality	15/1,000

### Threats to Early Childhood Development

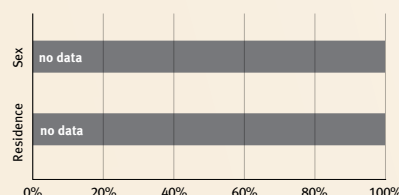
Maternal mortality	58/100,000	Young mothers (births by 18y)	22%
Low birthweight	no data	Preterm births	11%
Child poverty	no data	Under-five stunting	21%
Violent discipline	no data	Inadequate supervision	no data

### Young children at risk of poor development

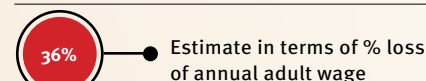


At risk in 2005, 2010 and 2015, using a composite indicator of under-five stunting or poverty

### Risk by sex and residence



### Lifetime cost of growth deficit in early childhood



### Children with functional difficulty

no data

### Children developmentally on-track

no data

## Support and services for early childhood development: Nurturing care

Parents and caregivers need a facilitating environment of laws, policies, services and community support to assist them in providing their young children with nurturing care.

## Facilitating environments

### Policies

None	<14	14 – <18	18 – <26	≥26
Paid maternity leave (weeks)				
None	<14	14 – <18	18 – <26	≥26
Paid paternity leave (weeks)				
None	<14	14 – <18	18 – <26	≥26
Not	Slightly	Moderately	Substantially	
International Code of Marketing of Breastmilk Substitutes (alignment)				
X				National minimum wage
X				Child and family social protection

### Health

Treatment for HIV+ pregnant women

Careseeking for child pneumonia

no data

Postnatal visits

no data

Antenatal care (4 or more visits)

72%

### Early learning

Early stimulation at home

Children's books in the home

no data

Playthings at home

no data

Attendance in early childhood education

no data

### Nutrition

Early initiation of breastfeeding

73

Exclusive breastfeeding

60

Minimum acceptable diet

no data

### Responsive caregiving

Public information about ECD  
Parental mental health  
Parent support (groups, home visits)  
Quality child day care

?

Comparative country data urgently needed

### Security and safety

Birth registration

91

Positive discipline

no data

Basic drinking water

87

Basic sanitation

74

### International conventions

✓	Convention on the Rights of the Child
✓	Convention on the Rights of Persons with Disabilities
✓	CRC Optional Protocol on the Sale of Children, Child Prostitution and Child Pornography
✓	Hague Convention on Protection of Children and Cooperation in Respect of Intercountry Adoption



## Cambodia

*Countdown to 2030*

Women's, Children's & Adolescents' Health

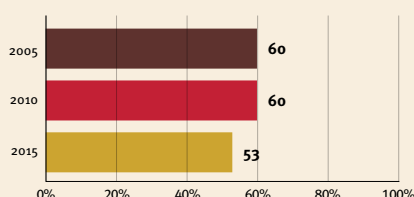
### Demographics

Population	16,718,971
Annual births	360,189
Children under 5	1,778,977 (11%)
Under-five mortality	27/1,000

### Threats to Early Childhood Development

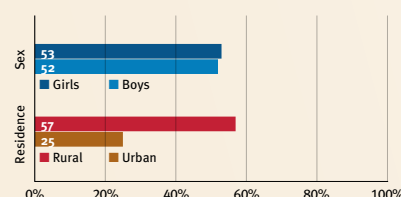
Maternal mortality	160/100,000	Young mothers (births by 18y)	7%
Low birthweight	12%	Preterm births	11%
Child poverty	no data	Under-five stunting	32%
Violent discipline	no data	Inadequate supervision	10%

### Young children at risk of poor development

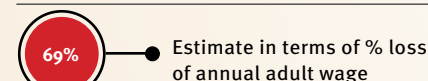


At risk in 2005, 2010 and 2015, using a composite indicator of under-five stunting or poverty

### Risk by sex and residence



### Lifetime cost of growth deficit in early childhood



### Children with functional difficulty

no data

### Children developmentally on-track

73%

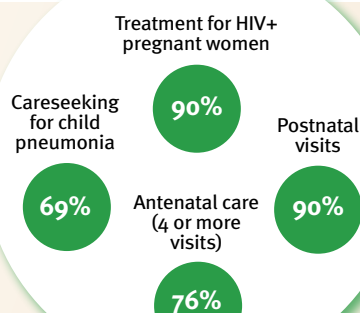
## Support and services for early childhood development: Nurturing care

Parents and caregivers need a facilitating environment of laws, policies, services and community support to assist them in providing their young children with nurturing care.

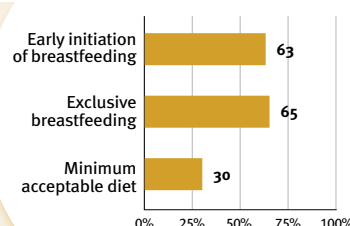
## Facilitating environments

Policies				
None	<14	14 – <18	18 – <26	≥26
Paid maternity leave (weeks)				
None	<14	14 – <18	18 – <26	≥26
Paid paternity leave (weeks)				
Not	Slightly	Moderately	Substantially	
International Code of Marketing of Breastmilk Substitutes (alignment)				
X	National minimum wage			
X	Child and family social protection			

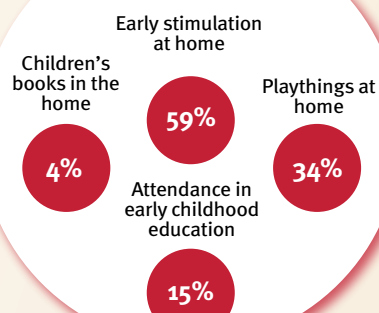
### Health



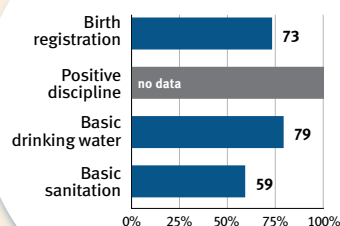
### Nutrition



### Early learning



### Security and safety



### Responsive caregiving

Public information about ECD  
Parental mental health  
Parent support (groups, home visits)  
Quality child day care



Comparative country data urgently needed

### International conventions

✓	Convention on the Rights of the Child
✓	Convention on the Rights of Persons with Disabilities
✓	CRC Optional Protocol on the Sale of Children, Child Prostitution and Child Pornography
✓	Hague Convention on Protection of Children and Cooperation in Respect of Intercountry Adoption







## Canada

## Countdown to 2030

Women's, Children's & Adolescents' Health

### Demographics

Population	37,742,157
Annual births	386,828
Children under 5	1,993,132 (5%)
Under-five mortality	5/1,000

### Threats to Early Childhood Development

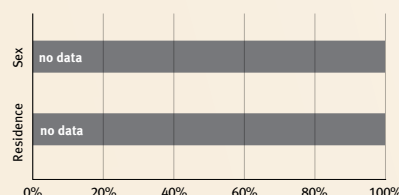
Maternal mortality	10/100,000	Young mothers (births by 18y)	no data
Low birthweight	6%	Preterm births	8%
Child poverty	no data	Under-five stunting	no data
Violent discipline	no data	Inadequate supervision	no data

### Young children at risk of poor development

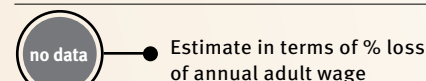


At risk in 2005, 2010 and 2015, using a composite indicator of under-five stunting or poverty

### Risk by sex and residence



### Lifetime cost of growth deficit in early childhood



### Children with functional difficulty

no data

### Children developmentally on-track

no data

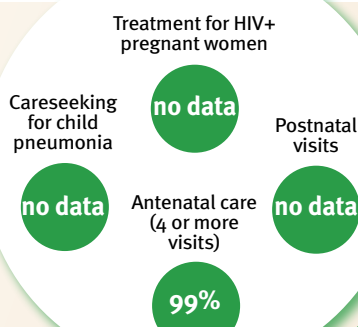
## Support and services for early childhood development: Nurturing care

Parents and caregivers need a facilitating environment of laws, policies, services and community support to assist them in providing their young children with nurturing care.

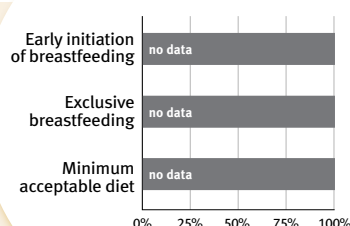
## Facilitating environments

Policies				
None	<14	14 – <18	18 – <26	≥26
Paid maternity leave (weeks)				
None	<14	14 – <18	18 – <26	≥26
Paid paternity leave (weeks)				
Not	Slightly	Moderately	Substantially	
International Code of Marketing of Breastmilk Substitutes (alignment)				
✓	National minimum wage			
✓	Child and family social protection			

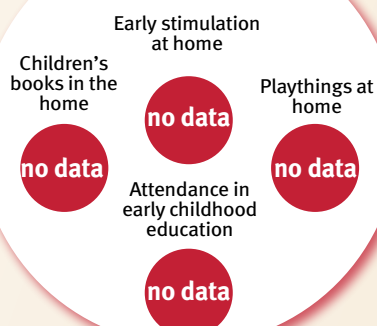
### Health



### Nutrition



### Early learning



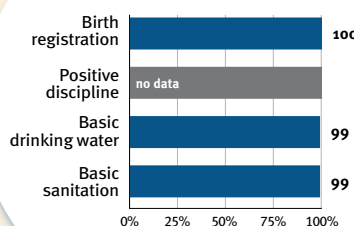
### Responsive caregiving

Public information about ECD  
Parental mental health  
Parent support (groups, home visits)  
Quality child day care



Comparative country data urgently needed

### Security and safety



### International conventions

✓	Convention on the Rights of the Child
✓	Convention on the Rights of Persons with Disabilities
✓	CRC Optional Protocol on the Sale of Children, Child Prostitution and Child Pornography
✓	Hague Convention on Protection of Children and Cooperation in Respect of Intercountry Adoption



## Central African Republic

*Countdown to 2030*

Women's, Children's & Adolescents' Health

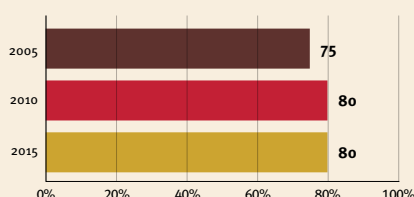
### Demographics

Population	4,829,764
Annual births	169,149
Children under 5	738,242 (15%)
Under-five mortality	110/1,000

### Threats to Early Childhood Development

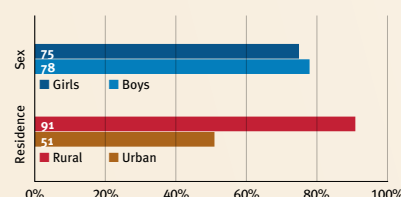
Maternal mortality	829/100,000	Young mothers (births by 18y)	45%
Low birthweight	15%	Preterm births	13%
Child poverty	64%	Under-five stunting	41%
Violent discipline	90%	Inadequate supervision	61%

### Young children at risk of poor development

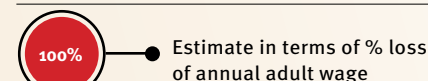


At risk in 2005, 2010 and 2015, using a composite indicator of under-five stunting or poverty

### Risk by sex and residence



### Lifetime cost of growth deficit in early childhood



### Children with functional difficulty

no data

### Children developmentally on-track

47%

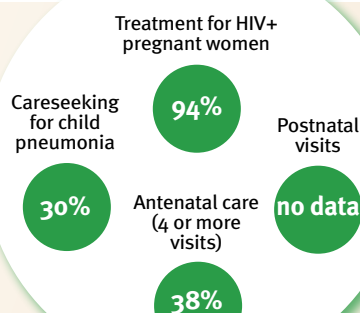
## Support and services for early childhood development: Nurturing care

Parents and caregivers need a facilitating environment of laws, policies, services and community support to assist them in providing their young children with nurturing care.

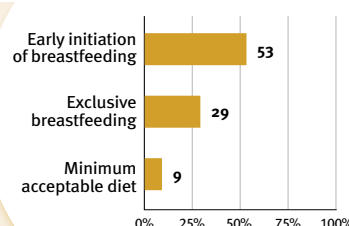
## Facilitating environments

Policies				
None	<14	14 – <18	18 – <26	≥26
Paid maternity leave (weeks)				
None	<14	14 – <18	18 – <26	≥26
Paid paternity leave (weeks)				
Not	Slightly	Moderately	Substantially	
International Code of Marketing of Breastmilk Substitutes (alignment)				
X	National minimum wage			
X	Child and family social protection			

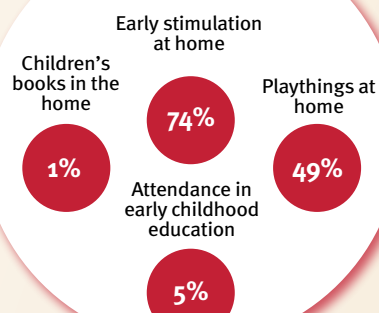
### Health



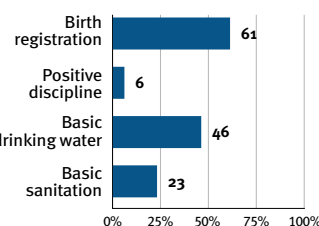
### Nutrition



### Early learning



### Security and safety



### Responsive caregiving

Public information about ECD  
Parental mental health  
Parent support (groups, home visits)  
Quality child day care

?

Comparative country data urgently needed

### International conventions

✓	Convention on the Rights of the Child
✓	Convention on the Rights of Persons with Disabilities
✓	CRC Optional Protocol on the Sale of Children, Child Prostitution and Child Pornography
X	Hague Convention on Protection of Children and Cooperation in Respect of Intercountry Adoption



## Chad

## Countdown to 2030

Women's, Children's & Adolescents' Health

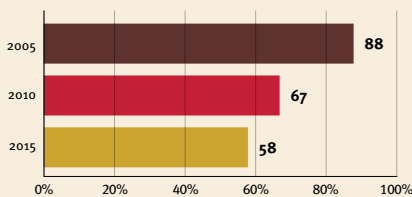
### Demographics

Population	16,425,859
Annual births	677,534
Children under 5	2,930,435 (18%)
Under-five mortality	114/1,000

### Threats to Early Childhood Development

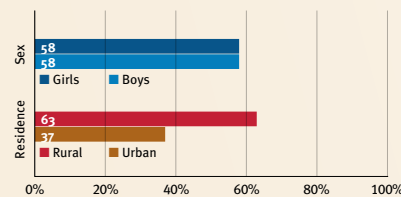
Maternal mortality	1140/100,000	Young mothers (births by 18y)	51%
Low birthweight	no data	Preterm births	13%
Child poverty	48%	Under-five stunting	40%
Violent discipline	61%	Inadequate supervision	47%

### Young children at risk of poor development

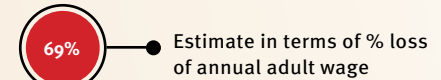


At risk in 2005, 2010 and 2015, using a composite indicator of under-five stunting or poverty

### Risk by sex and residence



### Lifetime cost of growth deficit in early childhood



### Children with functional difficulty

no data

### Children developmentally on-track

33%

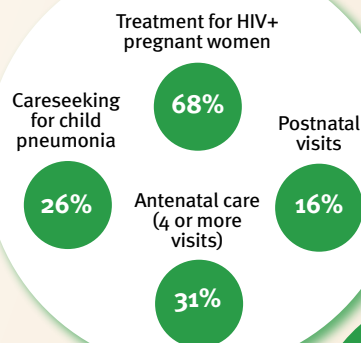
## Support and services for early childhood development: Nurturing care

Parents and caregivers need a facilitating environment of laws, policies, services and community support to assist them in providing their young children with nurturing care.

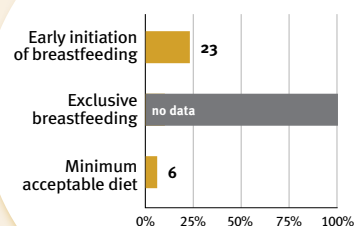
## Facilitating environments

Policies				
None	<14	14 – <18	18 – <26	≥26
Paid maternity leave (weeks)				
None	<14	14 – <18	18 – <26	≥26
Paid paternity leave (weeks)				
None	<14	14 – <18	18 – <26	≥26
Not	Slightly	Moderately	Substantially	
International Code of Marketing of Breastmilk Substitutes (alignment)				
✓	National minimum wage			
✗	Child and family social protection			

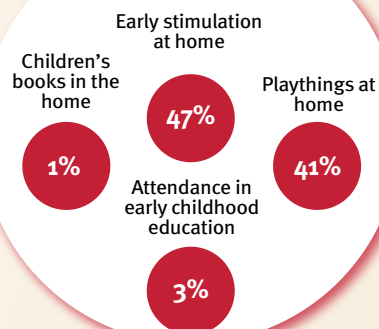
### Health



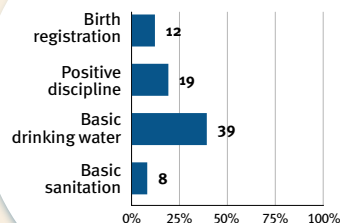
### Nutrition



### Early learning



### Security and safety



### Responsive caregiving

Public information about ECD  
Parental mental health  
Parent support (groups, home visits)  
Quality child day care

?

Comparative country data urgently needed

### International conventions

✓	Convention on the Rights of the Child
✓	Convention on the Rights of Persons with Disabilities
✓	CRC Optional Protocol on the Sale of Children, Child Prostitution and Child Pornography
✗	Hague Convention on Protection of Children and Cooperation in Respect of Intercountry Adoption



## Chile

**Countdown to 2030**

Women's, Children's & Adolescents' Health

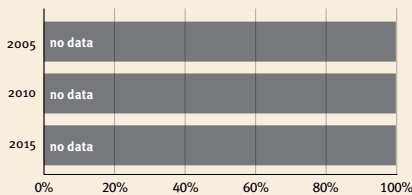
### Demographics

Population	19,116,209
Annual births	227,040
Children under 5	1,162,223 (6%)
Under-five mortality	7/1,000

### Threats to Early Childhood Development

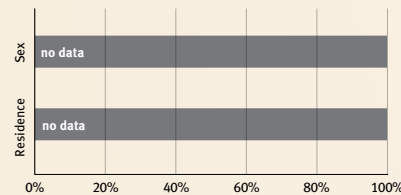
Maternal mortality	13/100,000	Young mothers (births by 18y)	no data
Low birthweight	6%	Preterm births	7%
Child poverty	no data	Under-five stunting	2%
Violent discipline	no data	Inadequate supervision	no data

### Young children at risk of poor development

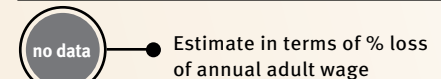


At risk in 2005, 2010 and 2015, using a composite indicator of under-five stunting or poverty

### Risk by sex and residence



### Lifetime cost of growth deficit in early childhood



### Children with functional difficulty

no data

### Children developmentally on-track

no data

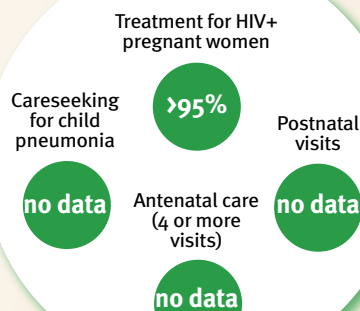
## Support and services for early childhood development: Nurturing care

Parents and caregivers need a facilitating environment of laws, policies, services and community support to assist them in providing their young children with nurturing care.

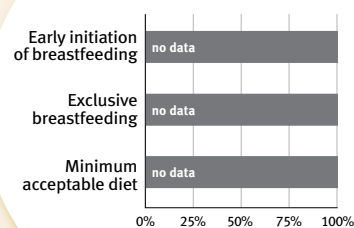
## Facilitating environments

Policies				
None	<14	14 – <18	18 – <26	≥26
Paid maternity leave (weeks)				
None	<14	14 – <18	18 – <26	≥26
Paid paternity leave (weeks)				
Not	Slightly	Moderately	Substantially	
International Code of Marketing of Breastmilk Substitutes (alignment)				
✓	National minimum wage			
✓	Child and family social protection			

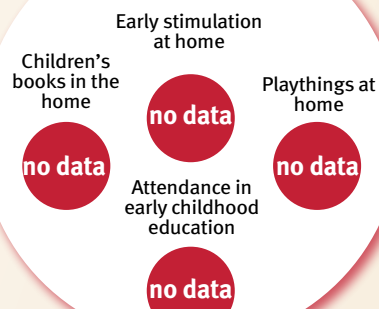
### Health



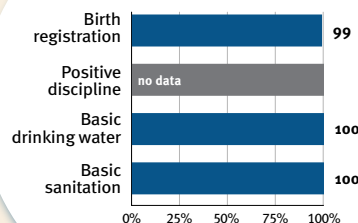
### Nutrition



### Early learning



### Security and safety



### Responsive caregiving

Public information about ECD  
Parental mental health  
Parent support (groups, home visits)  
Quality child day care

?

Comparative country data urgently needed

### International conventions

✓	Convention on the Rights of the Child
✓	Convention on the Rights of Persons with Disabilities
✓	CRC Optional Protocol on the Sale of Children, Child Prostitution and Child Pornography
✓	Hague Convention on Protection of Children and Cooperation in Respect of Intercountry Adoption



## Countdown to 2030

## Demographics

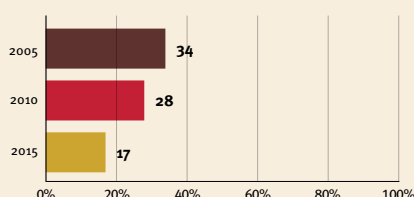
Population	1,439,323,774
Annual births	16,233,446
Children under 5	83,932,437 (6%)
Under-five mortality	8/1,000

Maternal mortality	29/100,000
--------------------	------------

Low birthweight	5%
Child poverty	3%
Violent discipline	no data

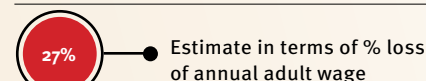
Young mothers (births by 18y)	no data
Preterm births	7%
Under-five stunting	8%
Inadequate supervision	no data

### Risk by sex and residence



Category	Sub-category	Percentage
Sex	Girls	15%
	Boys	19%
Residence	Rural	18%
	Urban	16%

## Lifetime cost of growth deficit in early childhood



### Children with functional difficulty

no data

## Children developmentally on-track

no data

## Health

## Treatment for HIV+ pregnant women

## Careseeking for child pneumonia

no data

## Postnatal

Antenatal care  
(4 or more  
visits)



81%

Category	Percentage
Early initiation of breastfeeding	29
Exclusive breastfeeding	21
Minimum acceptable diet	25

## Early learning

## Early stimulation at home

## Children's books in the home



## Playthings at

no data

Attendance in early childhood education

no data

## Security and safety

Service	Percentage
Birth registration	no data
Positive discipline	no data
Basic drinking water	93%
Basic sanitation	85%

## Responsive caregiving

Public information about ECD  
Parental mental health  
Parent support (groups, home visits)  
Quality child day care

## Comparative country data urgently needed

Policies				
None	<14	14 – <18	18 – <26	≥26
Paid maternity leave (weeks)				
None	<14	14 – <18	18 – <26	≥26
Paid paternity leave (weeks)				
Not	Slightly	Moderately	Substantially	
International Code of Marketing of Breastmilk Substitutes (alignment)				
✓	National minimum wage			
✗	Child and family social protection			

## International conventions

✓	Convention on the Rights of the Child
✓	Convention on the Rights of Persons with Disabilities
✓	CRC Optional Protocol on the Sale of Children, Child Prostitution and Child Pornography
✓	Hague Convention on Protection of Children and Cooperation in Respect of Intercountry Adoption





## Colombia

*Countdown to 2030*

Women's, Children's & Adolescents' Health

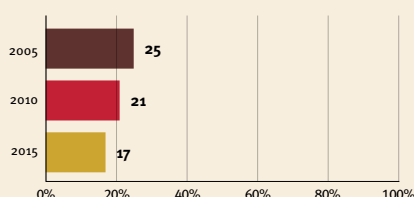
### Demographics

Population	50,882,884
Annual births	727,212
Children under 5	3,710,699 (7%)
Under-five mortality	14/1,000

### Threats to Early Childhood Development

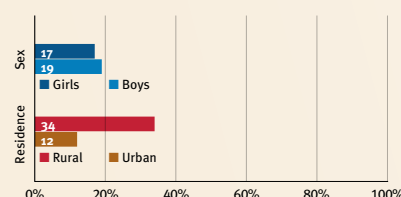
Maternal mortality	83/100,000	Young mothers (births by 18y)	20%
Low birthweight	10%	Preterm births	9%
Child poverty	7%	Under-five stunting	13%
Violent discipline	no data	Inadequate supervision	no data

### Young children at risk of poor development

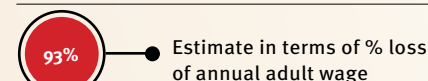


At risk in 2005, 2010 and 2015, using a composite indicator of under-five stunting or poverty

### Risk by sex and residence



### Lifetime cost of growth deficit in early childhood



### Children with functional difficulty

no data

### Children developmentally on-track

no data

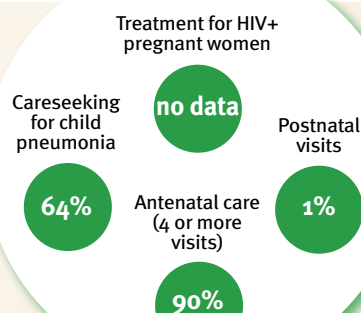
## Support and services for early childhood development: Nurturing care

Parents and caregivers need a facilitating environment of laws, policies, services and community support to assist them in providing their young children with nurturing care.

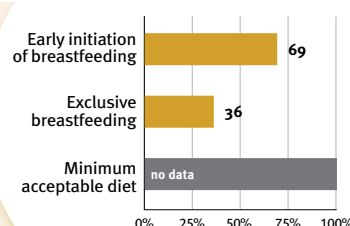
## Facilitating environments

Policies				
None	<14	14 – <18	18 – <26	≥26
Paid maternity leave (weeks)				
None	<14	14 – <18	18 – <26	≥26
Paid paternity leave (weeks)				
Not	Slightly	Moderately	Substantially	
International Code of Marketing of Breastmilk Substitutes (alignment)				
✓	National minimum wage			
✓	Child and family social protection			

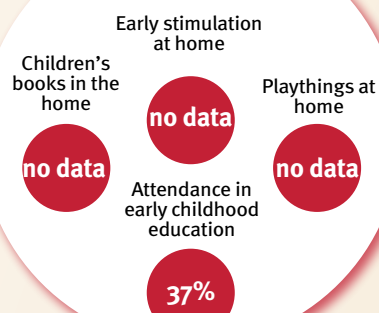
### Health



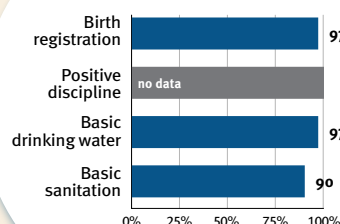
### Nutrition



### Early learning



### Security and safety



### Responsive caregiving

Public information about ECD  
Parental mental health  
Parent support (groups, home visits)  
Quality child day care



Comparative country data urgently needed

### International conventions

✓	Convention on the Rights of the Child
✓	Convention on the Rights of Persons with Disabilities
✓	CRC Optional Protocol on the Sale of Children, Child Prostitution and Child Pornography
✓	Hague Convention on Protection of Children and Cooperation in Respect of Intercountry Adoption



## Comoros

## Countdown to 2030

Women's, Children's & Adolescents' Health

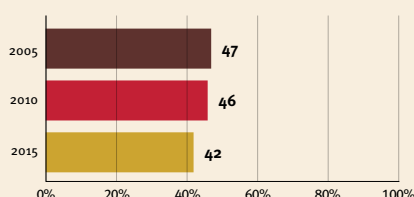
### Demographics

Population	869,595
Annual births	26,932
Children under 5	123,508 (14%)
Under-five mortality	63/1,000

### Threats to Early Childhood Development

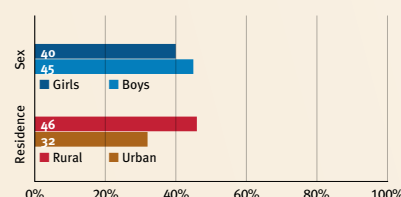
Maternal mortality	273/100,000	Young mothers (births by 18y)	17%
Low birthweight	24%	Preterm births	17%
Child poverty	20%	Under-five stunting	31%
Violent discipline	no data	Inadequate supervision	no data

### Young children at risk of poor development

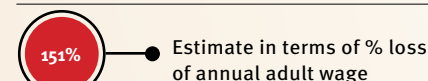


At risk in 2005, 2010 and 2015, using a composite indicator of under-five stunting or poverty

### Risk by sex and residence



### Lifetime cost of growth deficit in early childhood



### Children with functional difficulty

no data

### Children developmentally on-track

no data

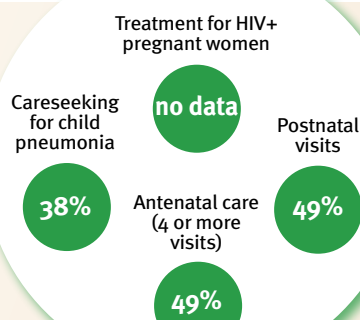
## Support and services for early childhood development: Nurturing care

Parents and caregivers need a facilitating environment of laws, policies, services and community support to assist them in providing their young children with nurturing care.

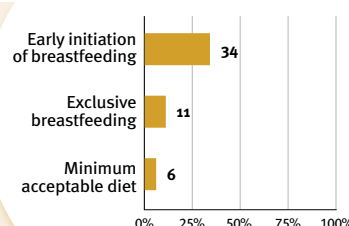
## Facilitating environments

Policies				
None	<14	14 – <18	18 – <26	≥26
Paid maternity leave (weeks)				
None	<14	14 – <18	18 – <26	≥26
Paid paternity leave (weeks)				
Not	Slightly	Moderately	Substantially	
International Code of Marketing of Breastmilk Substitutes (alignment)				
✓	National minimum wage			
✗	Child and family social protection			


### Health



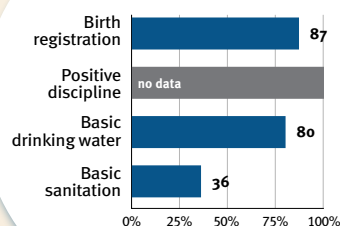
### Nutrition



### Early learning



### Security and safety



### Responsive caregiving

Public information about ECD  
Parental mental health  
Parent support (groups, home visits)  
Quality child day care



Comparative country data urgently needed

### International conventions

✓	Convention on the Rights of the Child
✓	Convention on the Rights of Persons with Disabilities
✓	CRC Optional Protocol on the Sale of Children, Child Prostitution and Child Pornography
✗	Hague Convention on Protection of Children and Cooperation in Respect of Intercountry Adoption



## Congo

## Countdown to 2030

Women's, Children's & Adolescents' Health

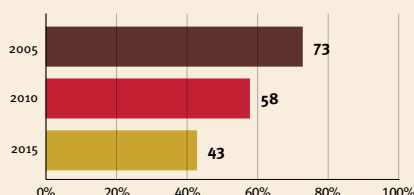
### Demographics

Population	5,518,092
Annual births	176,735
Children under 5	821,959 (15%)
Under-five mortality	48/1,000

### Threats to Early Childhood Development

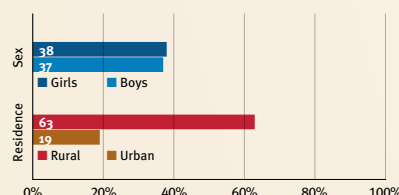
Maternal mortality	378/100,000	Young mothers (births by 18y)	26%
Low birthweight	12%	Preterm births	17%
Child poverty	20%	Under-five stunting	21%
Violent discipline	81%	Inadequate supervision	42%

### Young children at risk of poor development

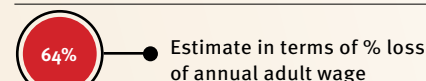


At risk in 2005, 2010 and 2015, using a composite indicator of under-five stunting or poverty

### Risk by sex and residence



### Lifetime cost of growth deficit in early childhood



### Children with functional difficulty

no data

### Children developmentally on-track

61%

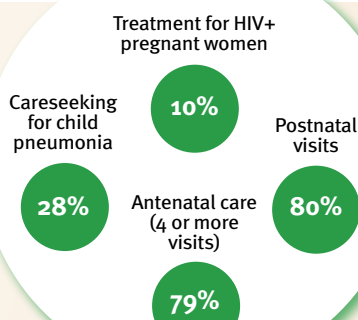
## Support and services for early childhood development: Nurturing care

Parents and caregivers need a facilitating environment of laws, policies, services and community support to assist them in providing their young children with nurturing care.

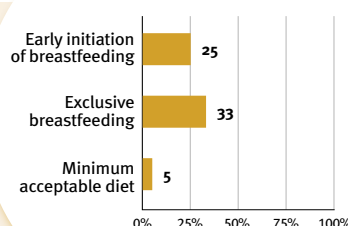
## Facilitating environments

Policies				
None	<14	14 – <18	18 – <26	≥26
Paid maternity leave (weeks)				
None	<14	14 – <18	18 – <26	≥26
Paid paternity leave (weeks)				
Not	Slightly	Moderately	Substantially	
International Code of Marketing of Breastmilk Substitutes (alignment)				
✓	National minimum wage			
✗	Child and family social protection			


### Health



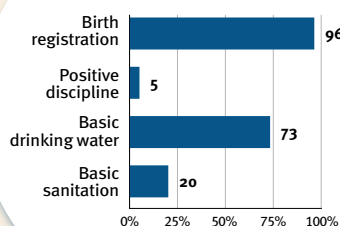
### Nutrition



### Early learning



### Security and safety



### Responsive caregiving

Public information about ECD  
Parental mental health  
Parent support (groups, home visits)  
Quality child day care

?

Comparative country data urgently needed

### International conventions

✓	Convention on the Rights of the Child
✓	Convention on the Rights of Persons with Disabilities
✓	CRC Optional Protocol on the Sale of Children, Child Prostitution and Child Pornography
✓	Hague Convention on Protection of Children and Cooperation in Respect of Intercountry Adoption

## Countdown to 2030

## Demographics

## Threats to Early Childhood Development



## Côte D'Ivoire

*Countdown to 2030*

Women's, Children's & Adolescents' Health

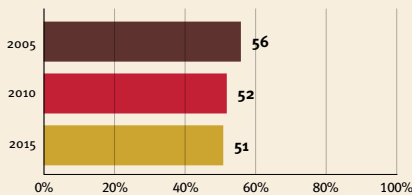
### Demographics

Population	26,378,275
Annual births	928,937
Children under 5	4,131,200 (16%)
Under-five mortality	79/1,000

### Threats to Early Childhood Development

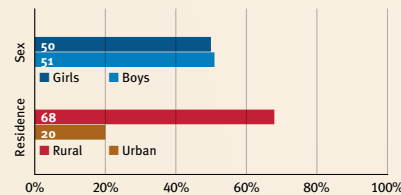
Maternal mortality	617/100,000	Young mothers (births by 18y)	25%
Low birthweight	15%	Preterm births	14%
Child poverty	33%	Under-five stunting	22%
Violent discipline	83%	Inadequate supervision	20%

### Young children at risk of poor development

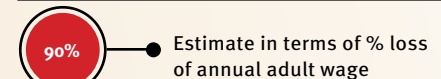


At risk in 2005, 2010 and 2015, using a composite indicator of under-five stunting or poverty

### Risk by sex and residence



### Lifetime cost of growth deficit in early childhood



### Children with functional difficulty

no data

### Children developmentally on-track

63%

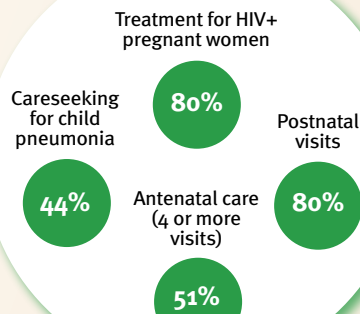
## Support and services for early childhood development: Nurturing care

Parents and caregivers need a facilitating environment of laws, policies, services and community support to assist them in providing their young children with nurturing care.

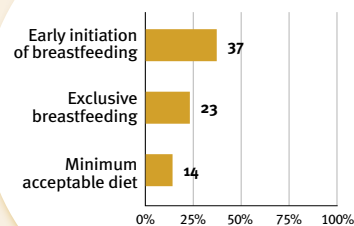
## Facilitating environments

Policies				
None	<14	14 – <18	18 – <26	≥26
Paid maternity leave (weeks)				
None	<14	14 – <18	18 – <26	≥26
Paid paternity leave (weeks)				
Not	Slightly	Moderately	Substantially	
International Code of Marketing of Breastmilk Substitutes (alignment)				
✓	National minimum wage			
✗	Child and family social protection			

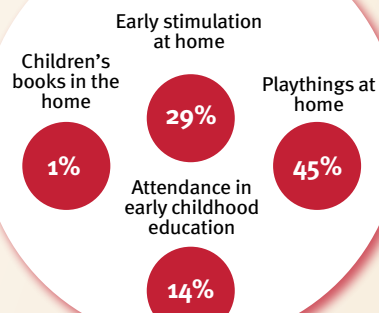
### Health



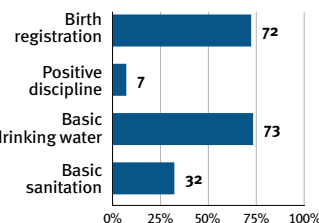
### Nutrition



### Early learning



### Security and safety



### Responsive caregiving

Public information about ECD  
Parental mental health  
Parent support (groups, home visits)  
Quality child day care

?

Comparative country data urgently needed

### International conventions

✓	Convention on the Rights of the Child
✓	Convention on the Rights of Persons with Disabilities
✓	CRC Optional Protocol on the Sale of Children, Child Prostitution and Child Pornography
✓	Hague Convention on Protection of Children and Cooperation in Respect of Intercountry Adoption





## Croatia

## Countdown to 2030

Women's, Children's & Adolescents' Health

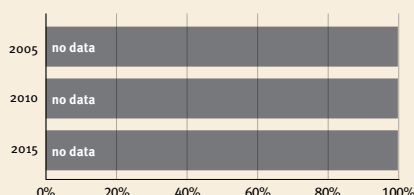
### Demographics

Population	4,105,268
Annual births	35,341
Children under 5	184,151 (4%)
Under-five mortality	5/1,000

### Threats to Early Childhood Development

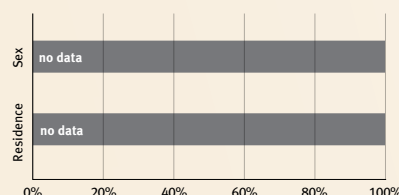
Maternal mortality	8/100,000	Young mothers (births by 18y)	no data
Low birthweight	5%	Preterm births	6%
Child poverty	no data	Under-five stunting	no data
Violent discipline	no data	Inadequate supervision	no data

### Young children at risk of poor development

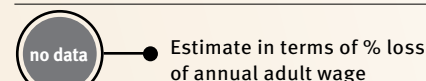


At risk in 2005, 2010 and 2015, using a composite indicator of under-five stunting or poverty

### Risk by sex and residence



### Lifetime cost of growth deficit in early childhood



### Children with functional difficulty

no data

### Children developmentally on-track

no data

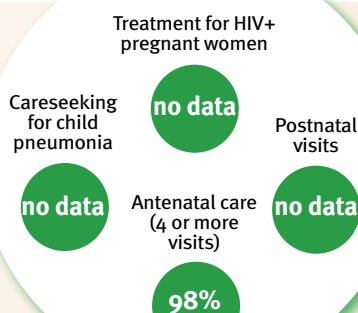
## Support and services for early childhood development: Nurturing care

Parents and caregivers need a facilitating environment of laws, policies, services and community support to assist them in providing their young children with nurturing care.

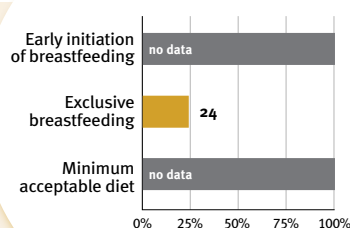
## Facilitating environments

Policies				
None	<14	14 – <18	18 – <26	≥26
Paid maternity leave (weeks)				
None	<14	14 – <18	18 – <26	≥26
Paid paternity leave (weeks)				
Not	Slightly	Moderately	Substantially	
International Code of Marketing of Breastmilk Substitutes (alignment)				
✓	National minimum wage			
✓	Child and family social protection			

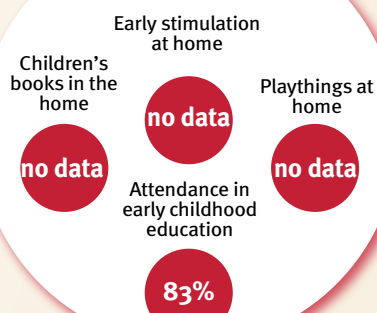
### Health



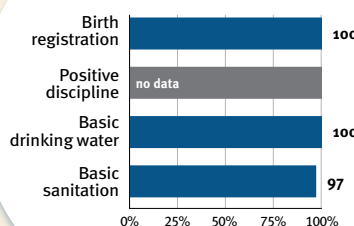
### Nutrition



### Early learning



### Security and safety



### Responsive caregiving

Public information about ECD  
Parental mental health  
Parent support (groups, home visits)  
Quality child day care



Comparative country data urgently needed

### International conventions

✓	Convention on the Rights of the Child
✓	Convention on the Rights of Persons with Disabilities
✓	CRC Optional Protocol on the Sale of Children, Child Prostitution and Child Pornography
✓	Hague Convention on Protection of Children and Cooperation in Respect of Intercountry Adoption



## Cuba

## Countdown to 2030

Women's, Children's & Adolescents' Health

### Demographics

Population	11,326,616
Annual births	110,698
Children under 5	571,283 (5%)
Under-five mortality	5/1,000

### Threats to Early Childhood Development

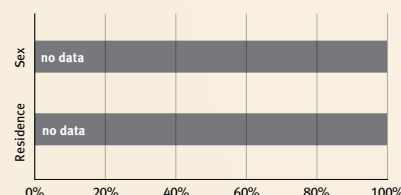
Maternal mortality	36/100,000	Young mothers (births by 18y)	6%
Low birthweight	5%	Preterm births	6%
Child poverty	no data	Under-five stunting	7%
Violent discipline	33%	Inadequate supervision	4%

### Young children at risk of poor development

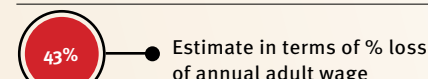


At risk in 2005, 2010 and 2015, using a composite indicator of under-five stunting or poverty

### Risk by sex and residence



### Lifetime cost of growth deficit in early childhood



### Children with functional difficulty

no data

### Children developmentally on-track

89%

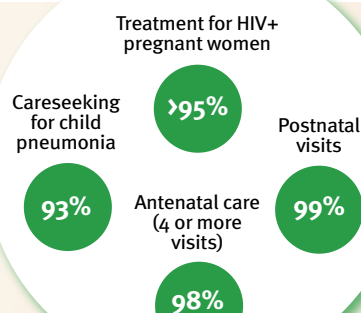
## Support and services for early childhood development: Nurturing care

Parents and caregivers need a facilitating environment of laws, policies, services and community support to assist them in providing their young children with nurturing care.

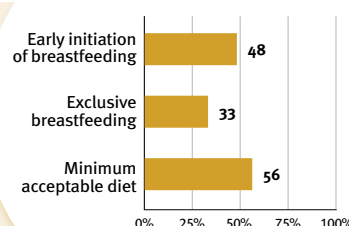
## Facilitating environments

Policies				
None	<14	14 – <18	18 – <26	≥26
Paid maternity leave (weeks)				
None	<14	14 – <18	18 – <26	≥26
Paid paternity leave (weeks)				
Not	Slightly	Moderately	Substantially	
International Code of Marketing of Breastmilk Substitutes (alignment)				
no data	National minimum wage			
X	Child and family social protection			

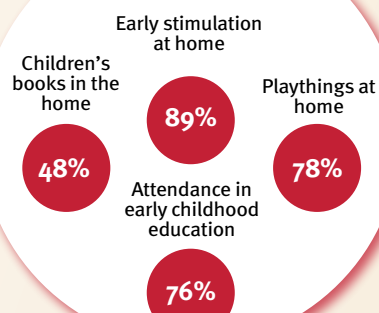
### Health



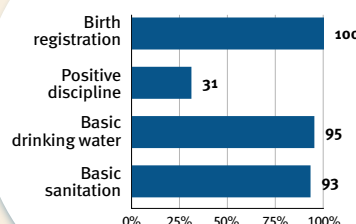
### Nutrition



### Early learning



### Security and safety



### Responsive caregiving

Public information about ECD  
Parental mental health  
Parent support (groups, home visits)  
Quality child day care

?

Comparative country data urgently needed

### International conventions

✓	Convention on the Rights of the Child
✓	Convention on the Rights of Persons with Disabilities
✓	CRC Optional Protocol on the Sale of Children, Child Prostitution and Child Pornography
✓	Hague Convention on Protection of Children and Cooperation in Respect of Intercountry Adoption



## Cyprus

## Countdown to 2030

Women's, Children's & Adolescents' Health

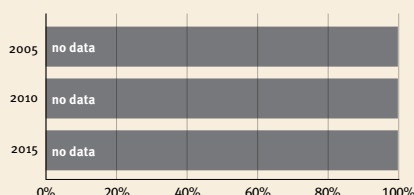
### Demographics

Population	1,207,361
Annual births	12,070
Children under 5	64,817 (5%)
Under-five mortality	2/1,000

### Threats to Early Childhood Development

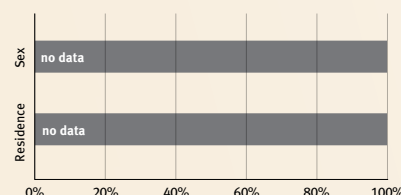
Maternal mortality	6/100,000	Young mothers (births by 18y)	no data
Low birthweight	no data	Preterm births	15%
Child poverty	no data	Under-five stunting	no data
Violent discipline	no data	Inadequate supervision	no data

### Young children at risk of poor development

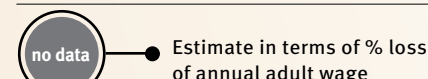


At risk in 2005, 2010 and 2015, using a composite indicator of under-five stunting or poverty

### Risk by sex and residence



### Lifetime cost of growth deficit in early childhood



### Children with functional difficulty

no data

### Children developmentally on-track

no data

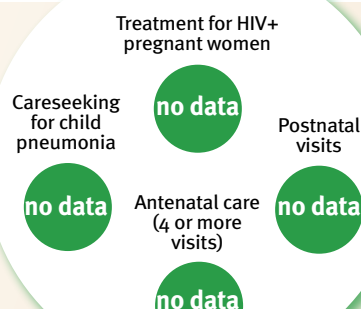
## Support and services for early childhood development: Nurturing care

Parents and caregivers need a facilitating environment of laws, policies, services and community support to assist them in providing their young children with nurturing care.

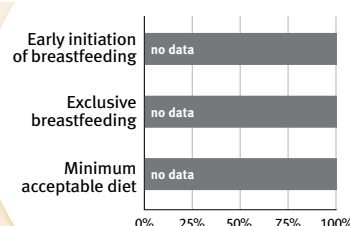
## Facilitating environments

Policies				
None	<14	14 – <18	18 – <26	≥26
Paid maternity leave (weeks)				
None	<14	14 – <18	18 – <26	≥26
Paid paternity leave (weeks)				
Not	Slightly	Moderately	Substantially	
International Code of Marketing of Breastmilk Substitutes (alignment)				
✓	National minimum wage			
✓	Child and family social protection			

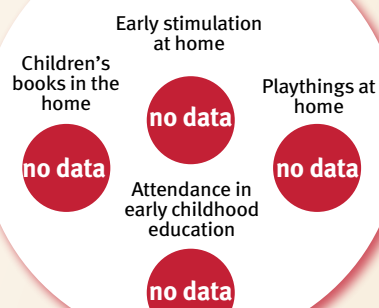
### Health



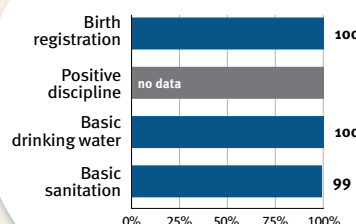
### Nutrition



### Early learning



### Security and safety



### Responsive caregiving

Public information about ECD  
Parental mental health  
Parent support (groups, home visits)  
Quality child day care



Comparative country data urgently needed

### International conventions

✓	Convention on the Rights of the Child
✓	Convention on the Rights of Persons with Disabilities
✓	CRC Optional Protocol on the Sale of Children, Child Prostitution and Child Pornography
✓	Hague Convention on Protection of Children and Cooperation in Respect of Intercountry Adoption



## Czechia

**Countdown to 2030**

Women's, Children's & Adolescents' Health

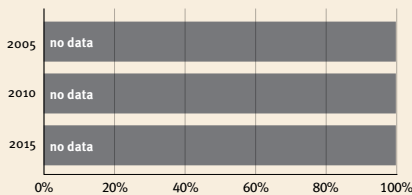
### Demographics

Population	10,708,982
Annual births	108,313
Children under 5	558,810 (5%)
Under-five mortality	3/1,000

### Threats to Early Childhood Development

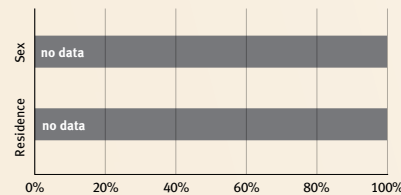
Maternal mortality	3/100,000	Young mothers (births by 18y)	no data
Low birthweight	8%	Preterm births	7%
Child poverty	no data	Under-five stunting	3%
Violent discipline	no data	Inadequate supervision	no data

### Young children at risk of poor development

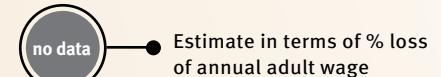


At risk in 2005, 2010 and 2015, using a composite indicator of under-five stunting or poverty

### Risk by sex and residence



### Lifetime cost of growth deficit in early childhood



### Children with functional difficulty

no data

### Children developmentally on-track

no data

## Support and services for early childhood development: Nurturing care

Parents and caregivers need a facilitating environment of laws, policies, services and community support to assist them in providing their young children with nurturing care.

## Facilitating environments

Policies				
None	<14	14 – <18	18 – <26	≥26
Paid maternity leave (weeks)				
None	<14	14 – <18	18 – <26	≥26
Paid paternity leave (weeks)				
Not	Slightly	Moderately	Substantially	
International Code of Marketing of Breastmilk Substitutes (alignment)				
✓	National minimum wage			
✓	Child and family social protection			

### Health

Treatment for HIV+ pregnant women

Careseeking for child pneumonia

no data

Antenatal care (4 or more visits)

97%

Postnatal visits

no data

### Early learning

Early stimulation at home

Children's books in the home

no data

Attendance in early childhood education

no data

Playthings at home

no data

### Nutrition

Early initiation of breastfeeding

no data

Exclusive breastfeeding

no data

Minimum acceptable diet

no data

0% 25% 50% 75% 100%

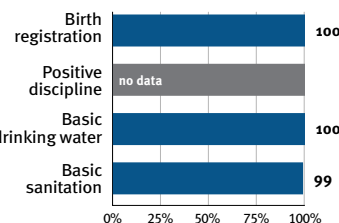
### Responsive caregiving

Public information about ECD  
Parental mental health  
Parent support (groups, home visits)  
Quality child day care

?

Comparative country data urgently needed

### Security and safety



### International conventions

✓	Convention on the Rights of the Child
✓	Convention on the Rights of Persons with Disabilities
✓	CRC Optional Protocol on the Sale of Children, Child Prostitution and Child Pornography
✓	Hague Convention on Protection of Children and Cooperation in Respect of Intercountry Adoption



## Democratic Republic of the Congo

*Countdown to 2030*

Women's, Children's & Adolescents' Health

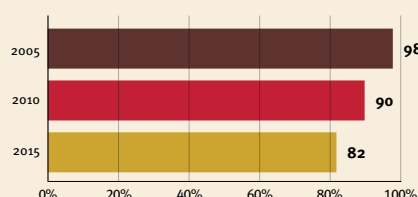
### Demographics

Population	89,561,404
Annual births	3,597,686
Children under 5	15,827,439 (18%)
Under-five mortality	85/1,000

### Threats to Early Childhood Development

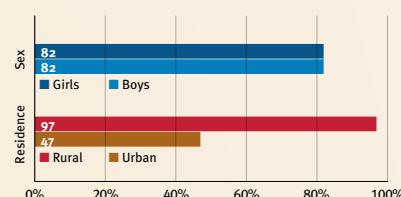
Maternal mortality	473/100,000	Young mothers (births by 18y)	27%
Low birthweight	11%	Preterm births	12%
Child poverty	75%	Under-five stunting	43%
Violent discipline	77%	Inadequate supervision	49%

### Young children at risk of poor development

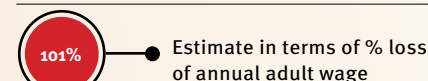


At risk in 2005, 2010 and 2015, using a composite indicator of under-five stunting or poverty

### Risk by sex and residence



### Lifetime cost of growth deficit in early childhood



### Children with functional difficulty

7%

### Children developmentally on-track

66%

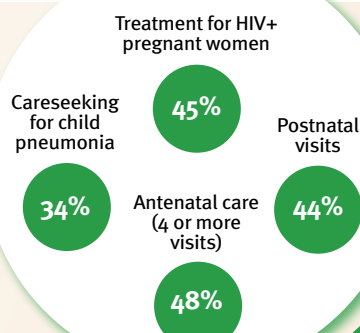
## Support and services for early childhood development: Nurturing care

Parents and caregivers need a facilitating environment of laws, policies, services and community support to assist them in providing their young children with nurturing care.

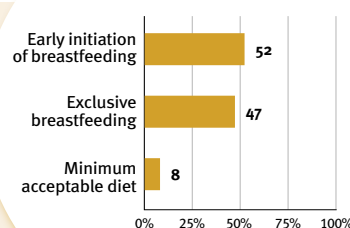
## Facilitating environments

Policies				
None	<14	14 – <18	18 – <26	≥26
Paid maternity leave (weeks)				
None	<14	14 – <18	18 – <26	≥26
Paid paternity leave (weeks)				
Not	Slightly	Moderately	Substantially	
International Code of Marketing of Breastmilk Substitutes (alignment)				
✓	National minimum wage			
✗	Child and family social protection			

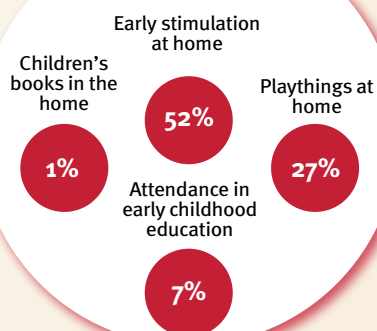
### Health



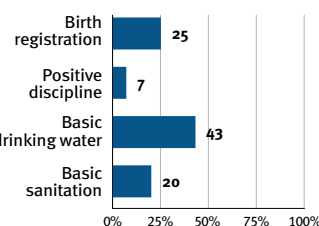
### Nutrition



### Early learning



### Security and safety



### Responsive caregiving

Public information about ECD  
Parental mental health  
Parent support (groups, home visits)  
Quality child day care



Comparative country data urgently needed

### International conventions

✓	Convention on the Rights of the Child
✓	Convention on the Rights of Persons with Disabilities
✓	CRC Optional Protocol on the Sale of Children, Child Prostitution and Child Pornography
✗	Hague Convention on Protection of Children and Cooperation in Respect of Intercountry Adoption





## Democratic People's Republic of Korea *Countdown to 2030*

Women's, Children's & Adolescents' Health

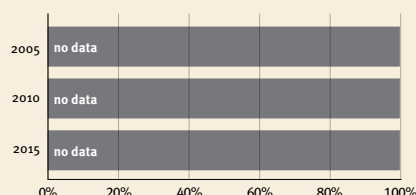
### Demographics

Population	25,778,815
Annual births	355,194
Children under 5	1,746,093 (7%)
Under-five mortality	17/1,000

### Threats to Early Childhood Development

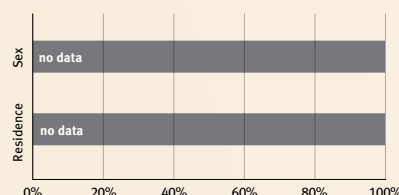
Maternal mortality	89/100,000	Young mothers (births by 18y)	no data
Low birthweight	no data	Preterm births	11%
Child poverty	no data	Under-five stunting	19%
Violent discipline	no data	Inadequate supervision	16%

### Young children at risk of poor development

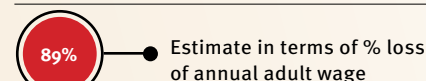


At risk in 2005, 2010 and 2015, using a composite indicator of under-five stunting or poverty

### Risk by sex and residence



### Lifetime cost of growth deficit in early childhood



### Children with functional difficulty

2%

### Children developmentally on-track

88%

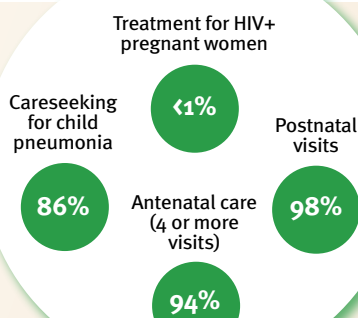
## Support and services for early childhood development: Nurturing care

Parents and caregivers need a facilitating environment of laws, policies, services and community support to assist them in providing their young children with nurturing care.

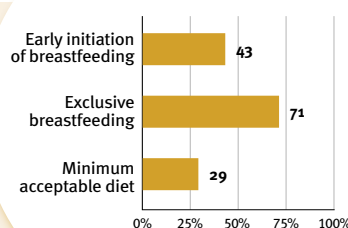
## Facilitating environments

Policies				
None	<14	14 – <18	18 – <26	≥26
Paid maternity leave (weeks)				
None	<14	14 – <18	18 – <26	≥26
Paid paternity leave (weeks)				
Not	Slightly	Moderately	Substantially	
International Code of Marketing of Breastmilk Substitutes (alignment)				
no data	National minimum wage			
X	Child and family social protection			


### Health



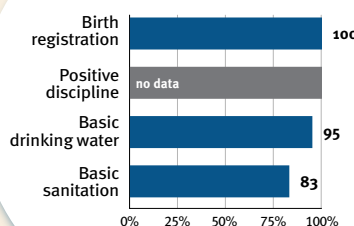
### Nutrition



### Early learning



### Security and safety



### Responsive caregiving

Public information about ECD  
Parental mental health  
Parent support (groups, home visits)  
Quality child day care

?

Comparative country data urgently needed

### International conventions

✓	Convention on the Rights of the Child
✓	Convention on the Rights of Persons with Disabilities
✓	CRC Optional Protocol on the Sale of Children, Child Prostitution and Child Pornography
X	Hague Convention on Protection of Children and Cooperation in Respect of Intercountry Adoption



## Denmark

*Countdown to 2030*

Women's, Children's & Adolescents' Health

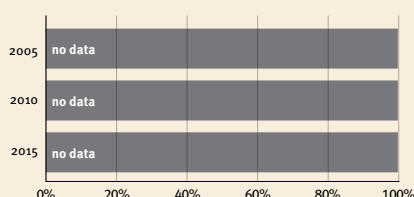
### Demographics

Population	5,792,203
Annual births	63,256
Children under 5	308,596 (5%)
Under-five mortality	4/1,000

### Threats to Early Childhood Development

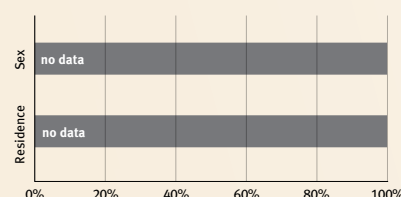
Maternal mortality	4/100,000	Young mothers (births by 18y)	no data
Low birthweight	5%	Preterm births	7%
Child poverty	no data	Under-five stunting	no data
Violent discipline	no data	Inadequate supervision	no data

### Young children at risk of poor development



At risk in 2005, 2010 and 2015, using a composite indicator of under-five stunting or poverty

### Risk by sex and residence



### Lifetime cost of growth deficit in early childhood

no data Estimate in terms of % loss of annual adult wage

### Children with functional difficulty

no data

### Children developmentally on-track

no data

## Support and services for early childhood development: Nurturing care

Parents and caregivers need a facilitating environment of laws, policies, services and community support to assist them in providing their young children with nurturing care.

## Facilitating environments

Policies				
None	<14	14 – <18	18 – <26	≥26
Paid maternity leave (weeks)				
None	<14	14 – <18	18 – <26	≥26
Paid paternity leave (weeks)				
Not	Slightly	Moderately	Substantially	
International Code of Marketing of Breastmilk Substitutes (alignment)				
no data	National minimum wage			
✓	Child and family social protection			

### Health

Treatment for HIV+ pregnant women

Careseeking for child pneumonia

no data

Postnatal visits

no data

Antenatal care (4 or more visits)

no data

no data

### Early learning

Early stimulation at home

Children's books in the home

no data

Playthings at home

no data

Attendance in early childhood education

no data

no data

### Nutrition

Early initiation of breastfeeding

no data

Exclusive breastfeeding

no data

Minimum acceptable diet

no data

0% 25% 50% 75% 100%

### Responsive caregiving

Public information about ECD  
Parental mental health  
Parent support (groups, home visits)  
Quality child day care

?

Comparative country data urgently needed

### Security and safety

Birth registration

100

Positive discipline

no data

Basic drinking water

100

Basic sanitation

100

0% 25% 50% 75% 100%

### International conventions

✓	Convention on the Rights of the Child
✓	Convention on the Rights of Persons with Disabilities
✓	CRC Optional Protocol on the Sale of Children, Child Prostitution and Child Pornography
✓	Hague Convention on Protection of Children and Cooperation in Respect of Intercountry Adoption



## Djibouti

*Countdown to 2030*

Women's, Children's & Adolescents' Health

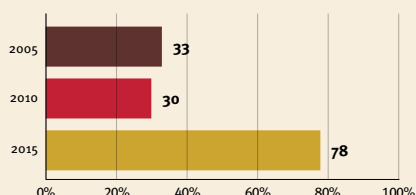
### Demographics

Population	988,002
Annual births	20,290
Children under 5	99,162 (10%)
Under-five mortality	57/1,000

### Threats to Early Childhood Development

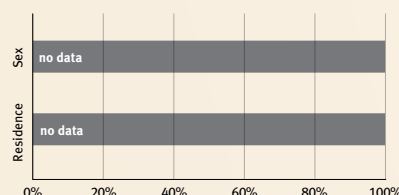
Maternal mortality	248/100,000	Young mothers (births by 18y)	no data
Low birthweight	no data	Preterm births	12%
Child poverty	no data	Under-five stunting	33%
Violent discipline	65%	Inadequate supervision	8%

### Young children at risk of poor development

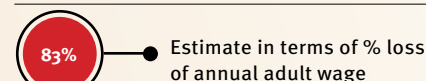


At risk in 2005, 2010 and 2015, using a composite indicator of under-five stunting or poverty

### Risk by sex and residence



### Lifetime cost of growth deficit in early childhood



### Children with functional difficulty

no data

### Children developmentally on-track

no data

## Support and services for early childhood development: Nurturing care

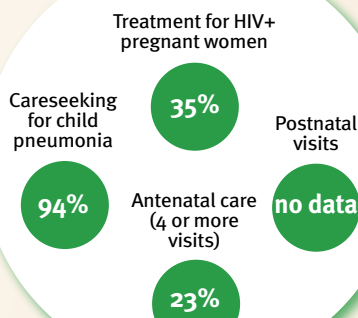
Parents and caregivers need a facilitating environment of laws, policies, services and community support to assist them in providing their young children with nurturing care.

## Facilitating environments

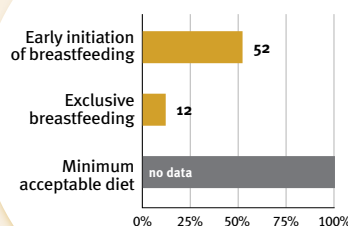
### Policies

None	<14	14 – <18	18 – <26	≥26
Paid maternity leave (weeks)				
None	<14	14 – <18	18 – <26	≥26
Paid paternity leave (weeks)				
None	<14	14 – <18	18 – <26	≥26
Not	Slightly	Moderately	Substantially	
International Code of Marketing of Breastmilk Substitutes (alignment)				
X				
National minimum wage				
X				
Child and family social protection				
X				

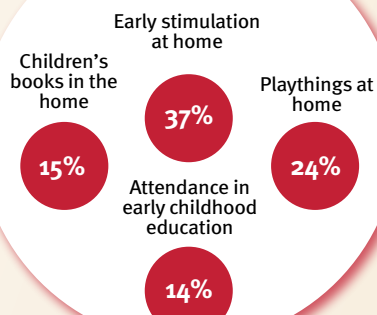
### Health



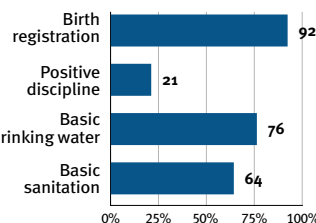
### Nutrition



### Early learning



### Security and safety



### Responsive caregiving

Public information about ECD  
Parental mental health  
Parent support (groups, home visits)  
Quality child day care

?

Comparative country data urgently needed

### International conventions

✓	Convention on the Rights of the Child
✓	Convention on the Rights of Persons with Disabilities
✓	CRC Optional Protocol on the Sale of Children, Child Prostitution and Child Pornography
X	Hague Convention on Protection of Children and Cooperation in Respect of Intercountry Adoption



## Dominica

## Countdown to 2030

Women's, Children's & Adolescents' Health

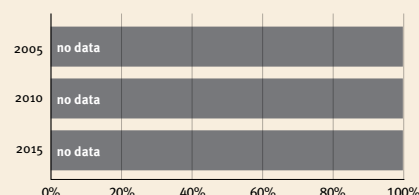
### Demographics

Population	71,991
Annual births	no data
Children under 5	no data (no data)
Under-five mortality	35/1,000

### Threats to Early Childhood Development

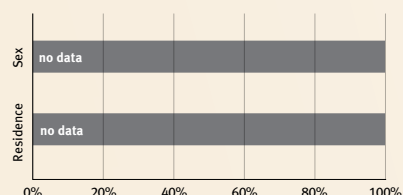
Maternal mortality	no data/100,000	Young mothers (births by 18y)	no data
Low birthweight	no data	Preterm births	12%
Child poverty	no data	Under-five stunting	no data
Violent discipline	no data	Inadequate supervision	no data

### Young children at risk of poor development

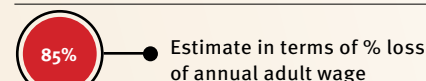


At risk in 2005, 2010 and 2015, using a composite indicator of under-five stunting or poverty

### Risk by sex and residence



### Lifetime cost of growth deficit in early childhood



### Children with functional difficulty

no data

### Children developmentally on-track

no data

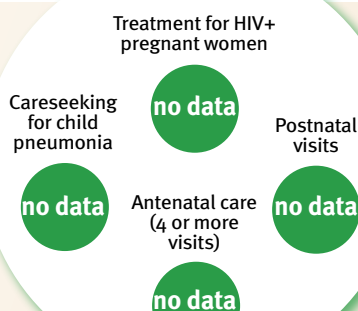
## Support and services for early childhood development: Nurturing care

Parents and caregivers need a facilitating environment of laws, policies, services and community support to assist them in providing their young children with nurturing care.

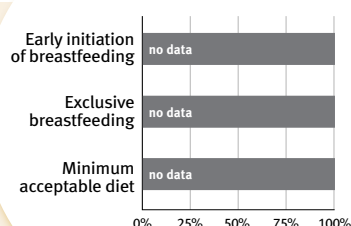
## Facilitating environments

Policies				
None	<14	14 – <18	18 – <26	≥26
Paid maternity leave (weeks)				
None	<14	14 – <18	18 – <26	≥26
Paid paternity leave (weeks)				
Not	Slightly	Moderately	Substantially	
International Code of Marketing of Breastmilk Substitutes (alignment)				
✓	National minimum wage			
✗	Child and family social protection			

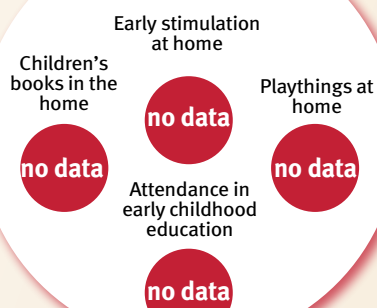
### Health



### Nutrition



### Early learning



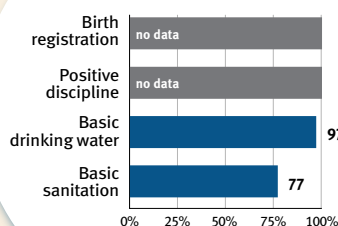
### Responsive caregiving

Public information about ECD  
Parental mental health  
Parent support (groups, home visits)  
Quality child day care



Comparative country data urgently needed

### Security and safety



### International conventions

✓	Convention on the Rights of the Child
✓	Convention on the Rights of Persons with Disabilities
✓	CRC Optional Protocol on the Sale of Children, Child Prostitution and Child Pornography
✗	Hague Convention on Protection of Children and Cooperation in Respect of Intercountry Adoption



# Dominican Republic

## Countdown to 2030

Women's, Children's & Adolescents' Health

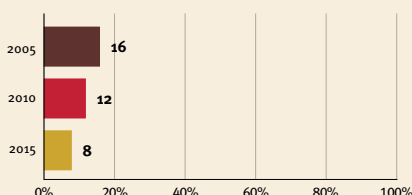
### Demographics

Population	10,847,904
Annual births	204,486
Children under 5	1,002,829 (9%)
Under-five mortality	28/1,000

### Threats to Early Childhood Development

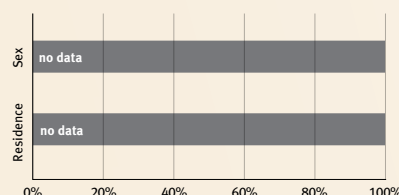
Maternal mortality	95/100,000	Young mothers (births by 18y)	21%
Low birthweight	11%	Preterm births	11%
Child poverty	2%	Under-five stunting	7%
Violent discipline	62%	Inadequate supervision	5%

### Young children at risk of poor development

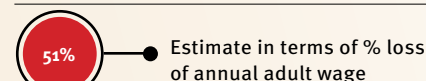


At risk in 2005, 2010 and 2015, using a composite indicator of under-five stunting or poverty

### Risk by sex and residence



### Lifetime cost of growth deficit in early childhood



### Children with functional difficulty

no data

### Children developmentally on-track

84%

## Support and services for early childhood development: Nurturing care

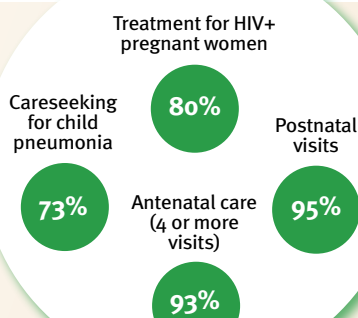
Parents and caregivers need a facilitating environment of laws, policies, services and community support to assist them in providing their young children with nurturing care.

## Facilitating environments

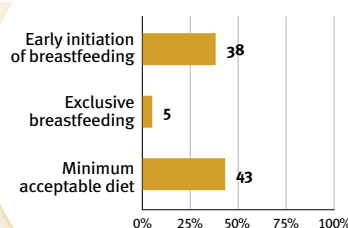
### Policies

None	<14	14 – <18	18 – <26	≥26
Paid maternity leave (weeks)				
None	<14	14 – <18	18 – <26	≥26
Paid paternity leave (weeks)				
None	<14	14 – <18	18 – <26	≥26
Not	Slightly	Moderately	Substantially	
International Code of Marketing of Breastmilk Substitutes (alignment)				
✓	National minimum wage			
✓	Child and family social protection			


### Health



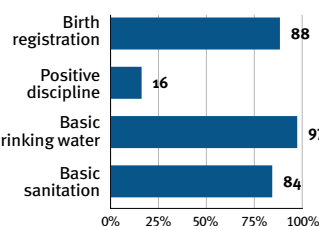
### Nutrition



### Early learning



### Security and safety



### Responsive caregiving

Public information about ECD  
Parental mental health  
Parent support (groups, home visits)  
Quality child day care

?

Comparative country data urgently needed

### International conventions

✓	Convention on the Rights of the Child
✓	Convention on the Rights of Persons with Disabilities
✓	CRC Optional Protocol on the Sale of Children, Child Prostitution and Child Pornography
✓	Hague Convention on Protection of Children and Cooperation in Respect of Intercountry Adoption





## Ecuador

*Countdown to 2030*

Women's, Children's & Adolescents' Health

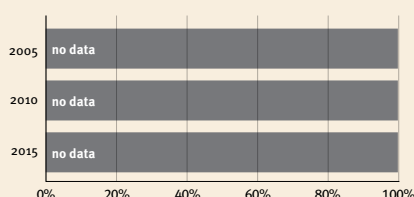
### Demographics

Population	17,643,060
Annual births	337,355
Children under 5	1,667,087 (9%)
Under-five mortality	14/1,000

### Threats to Early Childhood Development

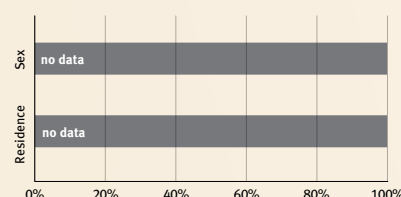
Maternal mortality	59/100,000	Young mothers (births by 18y)	no data
Low birthweight	11%	Preterm births	5%
Child poverty	no data	Under-five stunting	24%
Violent discipline	no data	Inadequate supervision	no data

### Young children at risk of poor development

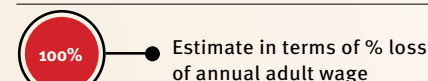


At risk in 2005, 2010 and 2015, using a composite indicator of under-five stunting or poverty

### Risk by sex and residence



### Lifetime cost of growth deficit in early childhood



### Children with functional difficulty

no data

### Children developmentally on-track

no data

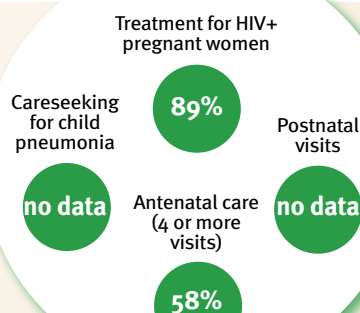
## Support and services for early childhood development: Nurturing care

Parents and caregivers need a facilitating environment of laws, policies, services and community support to assist them in providing their young children with nurturing care.

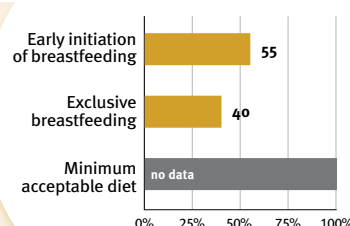
## Facilitating environments

Policies				
None	<14	14 – <18	18 – <26	≥26
Paid maternity leave (weeks)				
None	<14	14 – <18	18 – <26	≥26
Paid paternity leave (weeks)				
Not	Slightly	Moderately	Substantially	
International Code of Marketing of Breastmilk Substitutes (alignment)				
✓	National minimum wage			
✓	Child and family social protection			

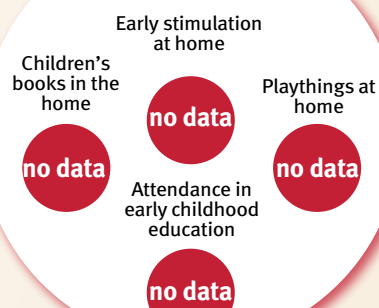
### Health



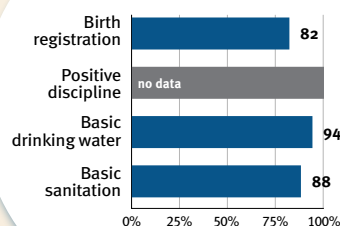
### Nutrition



### Early learning



### Security and safety



### Responsive caregiving

Public information about ECD  
Parental mental health  
Parent support (groups, home visits)  
Quality child day care



Comparative country data urgently needed

### International conventions

✓	Convention on the Rights of the Child
✓	Convention on the Rights of Persons with Disabilities
✓	CRC Optional Protocol on the Sale of Children, Child Prostitution and Child Pornography
✓	Hague Convention on Protection of Children and Cooperation in Respect of Intercountry Adoption



## Egypt

## Countdown to 2030

Women's, Children's & Adolescents' Health

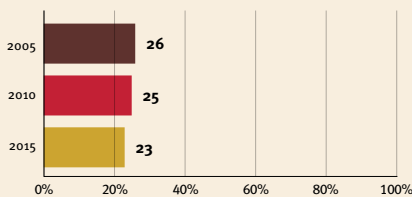
### Demographics

Population	102,334,403
Annual births	2,562,681
Children under 5	12,697,212 (12%)
Under-five mortality	20/1,000

### Threats to Early Childhood Development

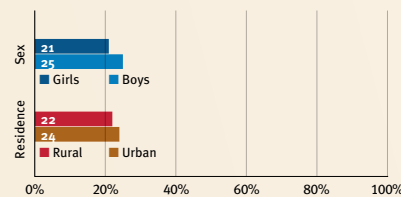
Maternal mortality	37/100,000	Young mothers (births by 18y)	7%
Low birthweight	no data	Preterm births	7%
Child poverty	1%	Under-five stunting	22%
Violent discipline	92%	Inadequate supervision	4%

### Young children at risk of poor development

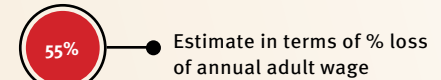


At risk in 2005, 2010 and 2015, using a composite indicator of under-five stunting or poverty

### Risk by sex and residence



### Lifetime cost of growth deficit in early childhood



### Children with functional difficulty

no data

### Children developmentally on-track

no data

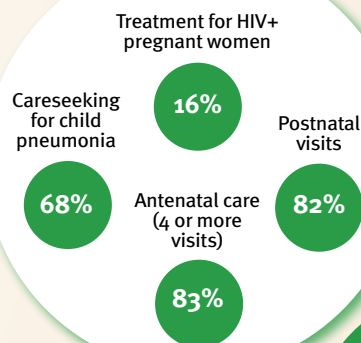
## Support and services for early childhood development: Nurturing care

Parents and caregivers need a facilitating environment of laws, policies, services and community support to assist them in providing their young children with nurturing care.

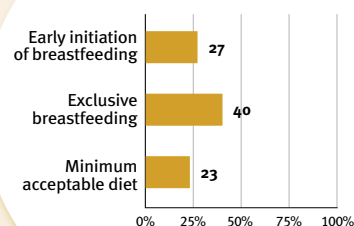
## Facilitating environments

Policies				
None	<14	14 – <18	18 – <26	≥26
Paid maternity leave (weeks)				
None	<14	14 – <18	18 – <26	≥26
Paid paternity leave (weeks)				
Not	Slightly	Moderately	Substantially	
International Code of Marketing of Breastmilk Substitutes (alignment)				
✓	National minimum wage			
✗	Child and family social protection			


### Health



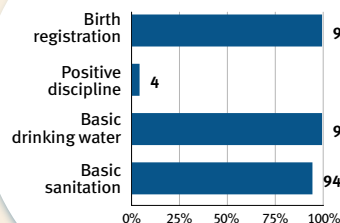
### Nutrition



### Early learning



### Security and safety



### Responsive caregiving

Public information about ECD  
Parental mental health  
Parent support (groups, home visits)  
Quality child day care

?

Comparative country data urgently needed

### International conventions

✓	Convention on the Rights of the Child
✓	Convention on the Rights of Persons with Disabilities
✓	CRC Optional Protocol on the Sale of Children, Child Prostitution and Child Pornography
✗	Hague Convention on Protection of Children and Cooperation in Respect of Intercountry Adoption



## El Salvador

*Countdown to 2030*

Women's, Children's & Adolescents' Health

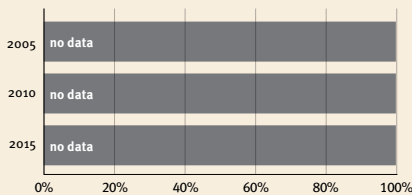
### Demographics

Population	6,486,201
Annual births	115,623
Children under 5	576,216 (9%)
Under-five mortality	13/1,000

### Threats to Early Childhood Development

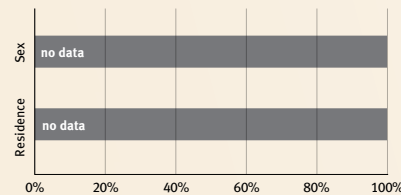
Maternal mortality	46/100,000	Young mothers (births by 18y)	18%
Low birthweight	10%	Preterm births	13%
Child poverty	no data	Under-five stunting	14%
Violent discipline	57%	Inadequate supervision	4%

### Young children at risk of poor development

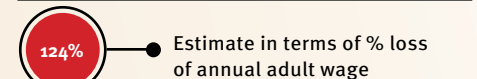


At risk in 2005, 2010 and 2015, using a composite indicator of under-five stunting or poverty

### Risk by sex and residence



### Lifetime cost of growth deficit in early childhood



### Children with functional difficulty

no data

### Children developmentally on-track

81%

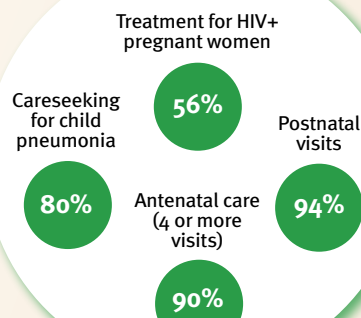
## Support and services for early childhood development: Nurturing care

Parents and caregivers need a facilitating environment of laws, policies, services and community support to assist them in providing their young children with nurturing care.

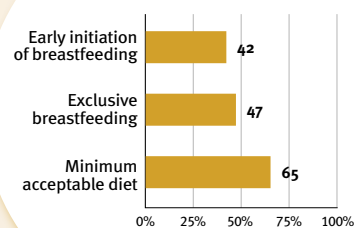
## Facilitating environments

Policies				
None	<14	14 – <18	18 – <26	≥26
Paid maternity leave (weeks)				
None	<14	14 – <18	18 – <26	≥26
Paid paternity leave (weeks)				
Not	Slightly	Moderately	Substantially	
International Code of Marketing of Breastmilk Substitutes (alignment)				
✓	National minimum wage			
✓	Child and family social protection			

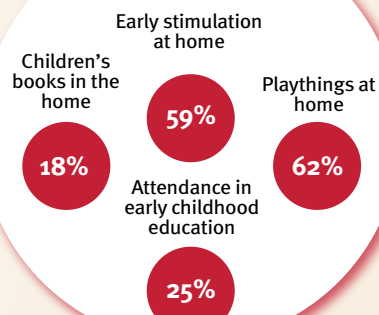
### Health



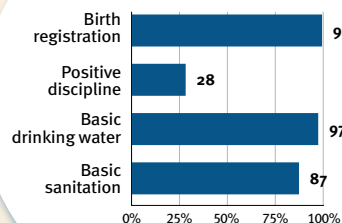
### Nutrition



### Early learning



### Security and safety



### Responsive caregiving

Public information about ECD  
Parental mental health  
Parent support (groups, home visits)  
Quality child day care

?

Comparative country data urgently needed

### International conventions

✓	Convention on the Rights of the Child
✓	Convention on the Rights of Persons with Disabilities
✓	CRC Optional Protocol on the Sale of Children, Child Prostitution and Child Pornography
✓	Hague Convention on Protection of Children and Cooperation in Respect of Intercountry Adoption



## Equatorial Guinea

*Countdown to 2030*

Women's, Children's & Adolescents' Health

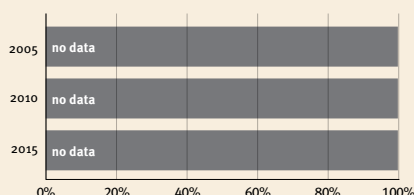
### Demographics

Population	1,402,985
Annual births	45,415
Children under 5	199,653 (14%)
Under-five mortality	82/1,000

### Threats to Early Childhood Development

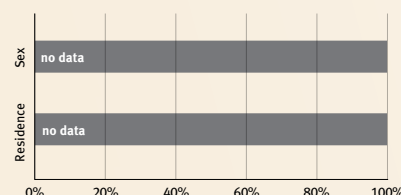
Maternal mortality	301/100,000	Young mothers (births by 18y)	42%
Low birthweight	no data	Preterm births	17%
Child poverty	no data	Under-five stunting	26%
Violent discipline	no data	Inadequate supervision	no data

### Young children at risk of poor development

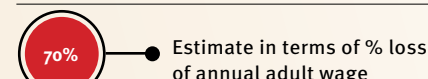


At risk in 2005, 2010 and 2015, using a composite indicator of under-five stunting or poverty

### Risk by sex and residence



### Lifetime cost of growth deficit in early childhood



### Children with functional difficulty

no data

### Children developmentally on-track

no data

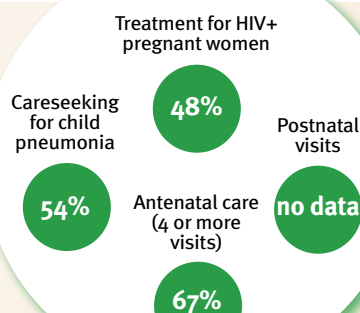
## Support and services for early childhood development: Nurturing care

Parents and caregivers need a facilitating environment of laws, policies, services and community support to assist them in providing their young children with nurturing care.

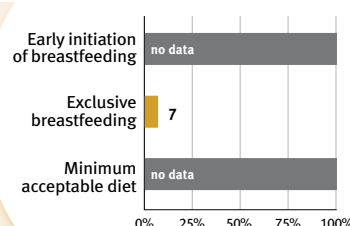
## Facilitating environments

Policies				
None	<14	14 – <18	18 – <26	≥26
Paid maternity leave (weeks)				
None	<14	14 – <18	18 – <26	≥26
Paid paternity leave (weeks)				
Not	Slightly	Moderately	Substantially	
International Code of Marketing of Breastmilk Substitutes (alignment)				
✓	National minimum wage			
✗	Child and family social protection			

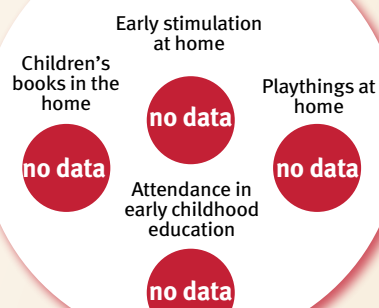
### Health



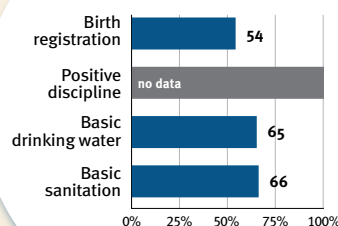
### Nutrition



### Early learning



### Security and safety



### Responsive caregiving

Public information about ECD  
Parental mental health  
Parent support (groups, home visits)  
Quality child day care



Comparative country data urgently needed

### International conventions

✓	Convention on the Rights of the Child
✗	Convention on the Rights of Persons with Disabilities
✓	CRC Optional Protocol on the Sale of Children, Child Prostitution and Child Pornography
✗	Hague Convention on Protection of Children and Cooperation in Respect of Intercountry Adoption



## Eritrea

## Countdown to 2030

Women's, Children's & Adolescents' Health

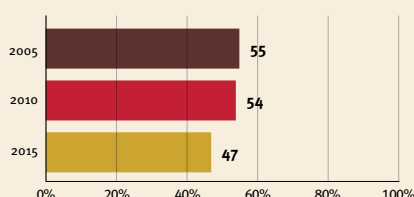
### Demographics

Population	3,546,427
Annual births	104,122
Children under 5	495,070 (14%)
Under-five mortality	40/1,000

### Threats to Early Childhood Development

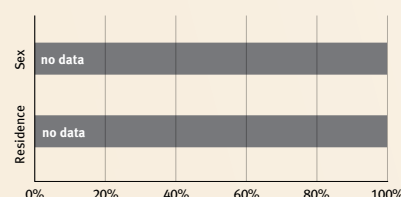
Maternal mortality	480/100,000	Young mothers (births by 18y)	19%
Low birthweight	no data	Preterm births	12%
Child poverty	no data	Under-five stunting	53%
Violent discipline	no data	Inadequate supervision	no data

### Young children at risk of poor development

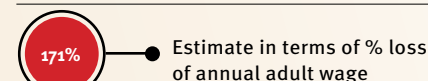


At risk in 2005, 2010 and 2015, using a composite indicator of under-five stunting or poverty

### Risk by sex and residence



### Lifetime cost of growth deficit in early childhood



### Children with functional difficulty

no data

### Children developmentally on-track

no data

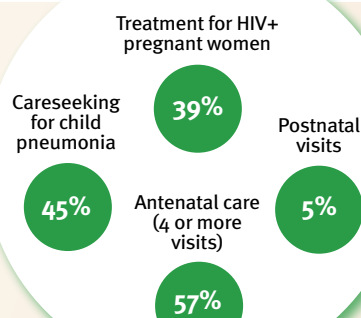
## Support and services for early childhood development: Nurturing care

Parents and caregivers need a facilitating environment of laws, policies, services and community support to assist them in providing their young children with nurturing care.

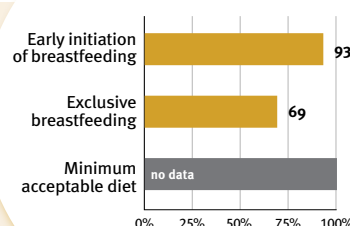
## Facilitating environments

Policies				
None	<14	14 – <18	18 – <26	≥26
Paid maternity leave (weeks)				
None	<14	14 – <18	18 – <26	≥26
Paid paternity leave (weeks)				
Not	Slightly	Moderately	Substantially	
International Code of Marketing of Breastmilk Substitutes (alignment)				
X	National minimum wage			
X	Child and family social protection			

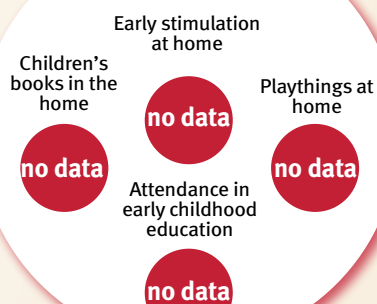
### Health



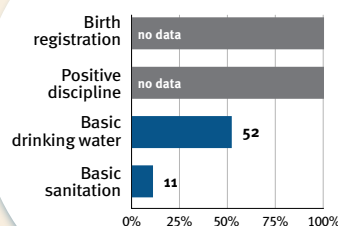
### Nutrition



### Early learning



### Security and safety



### Responsive caregiving

Public information about ECD  
Parental mental health  
Parent support (groups, home visits)  
Quality child day care



Comparative country data urgently needed

### International conventions

✓	Convention on the Rights of the Child
X	Convention on the Rights of Persons with Disabilities
✓	CRC Optional Protocol on the Sale of Children, Child Prostitution and Child Pornography
X	Hague Convention on Protection of Children and Cooperation in Respect of Intercountry Adoption





## Estonia

## Countdown to 2030

Women's, Children's & Adolescents' Health

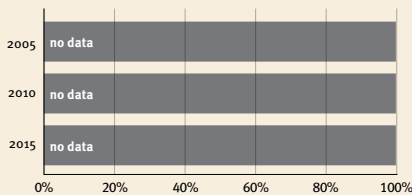
### Demographics

Population	1,326,539
Annual births	13,402
Children under 5	69,176 (5%)
Under-five mortality	2/1,000

### Threats to Early Childhood Development

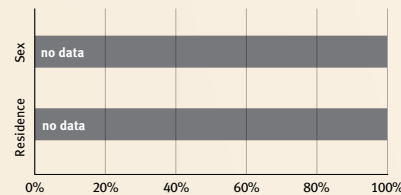
Maternal mortality	9/100,000	Young mothers (births by 18y)	no data
Low birthweight	4%	Preterm births	6%
Child poverty	no data	Under-five stunting	no data
Violent discipline	no data	Inadequate supervision	no data

### Young children at risk of poor development

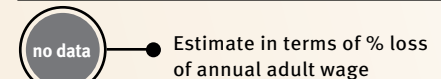


At risk in 2005, 2010 and 2015, using a composite indicator of under-five stunting or poverty

### Risk by sex and residence



### Lifetime cost of growth deficit in early childhood



### Children with functional difficulty

no data

### Children developmentally on-track

no data

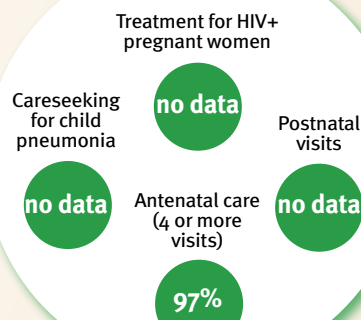
## Support and services for early childhood development: Nurturing care

Parents and caregivers need a facilitating environment of laws, policies, services and community support to assist them in providing their young children with nurturing care.

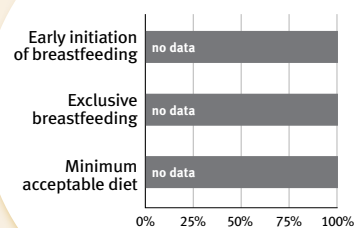
## Facilitating environments

Policies				
None	<14	14 – <18	18 – <26	≥26
Paid maternity leave (weeks)				
None	<14	14 – <18	18 – <26	≥26
Paid paternity leave (weeks)				
Not	Slightly	Moderately	Substantially	
International Code of Marketing of Breastmilk Substitutes (alignment)				
✓	National minimum wage			
✓	Child and family social protection			

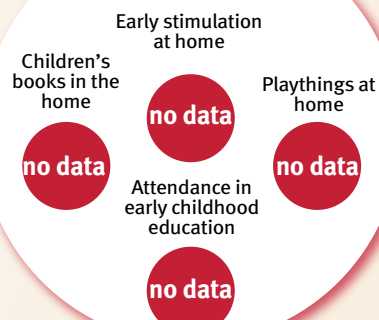
### Health



### Nutrition



### Early learning



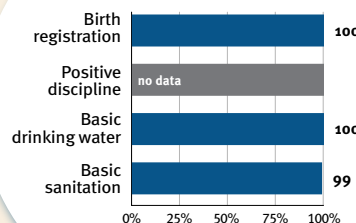
### Responsive caregiving

Public information about ECD  
Parental mental health  
Parent support (groups, home visits)  
Quality child day care

?

Comparative country data urgently needed

### Security and safety



### International conventions

✓	Convention on the Rights of the Child
✓	Convention on the Rights of Persons with Disabilities
✓	CRC Optional Protocol on the Sale of Children, Child Prostitution and Child Pornography
✓	Hague Convention on Protection of Children and Cooperation in Respect of Intercountry Adoption



## Eswatini

## Countdown to 2030

Women's, Children's & Adolescents' Health

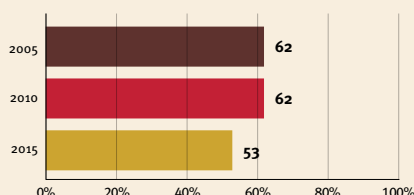
### Demographics

Population	1,160,164
Annual births	29,467
Children under 5	143,677 (12%)
Under-five mortality	49/1,000

### Threats to Early Childhood Development

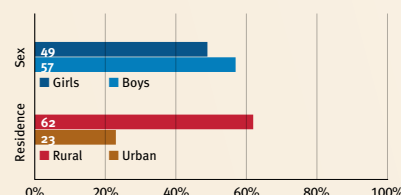
Maternal mortality	437/100,000	Young mothers (births by 18y)	17%
Low birthweight	10%	Preterm births	14%
Child poverty	49%	Under-five stunting	26%
Violent discipline	87%	Inadequate supervision	17%

### Young children at risk of poor development

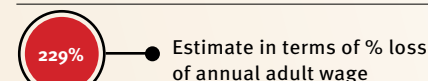


At risk in 2005, 2010 and 2015, using a composite indicator of under-five stunting or poverty

### Risk by sex and residence



### Lifetime cost of growth deficit in early childhood



### Children with functional difficulty

no data

### Children developmentally on-track

65%

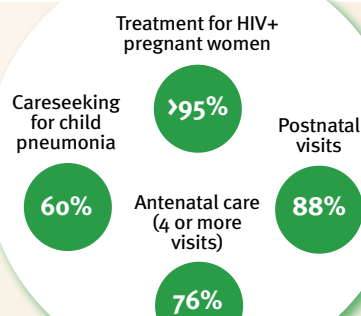
## Support and services for early childhood development: Nurturing care

Parents and caregivers need a facilitating environment of laws, policies, services and community support to assist them in providing their young children with nurturing care.

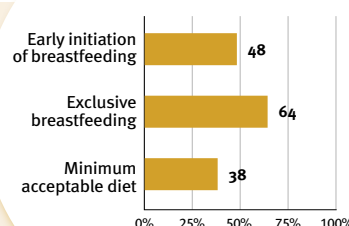
## Facilitating environments

Policies				
None	<14	14 – <18	18 – <26	≥26
Paid maternity leave (weeks)				
None	<14	14 – <18	18 – <26	≥26
Paid paternity leave (weeks)				
Not	Slightly	Moderately	Substantially	
International Code of Marketing of Breastmilk Substitutes (alignment)				
✓	National minimum wage			
✗	Child and family social protection			

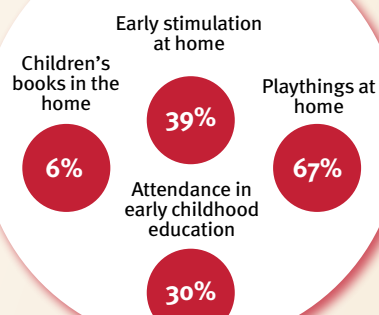
### Health



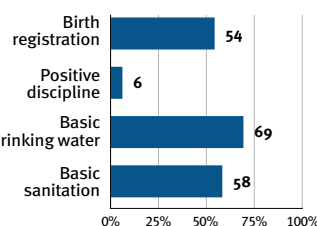
### Nutrition



### Early learning



### Security and safety



### Responsive caregiving

Public information about ECD  
Parental mental health  
Parent support (groups, home visits)  
Quality child day care

?

Comparative country data urgently needed

### International conventions

✓	Convention on the Rights of the Child
✓	Convention on the Rights of Persons with Disabilities
✓	CRC Optional Protocol on the Sale of Children, Child Prostitution and Child Pornography
✓	Hague Convention on Protection of Children and Cooperation in Respect of Intercountry Adoption



# Ethiopia

*Countdown to 2030*

Women's, Children's & Adolescents' Health

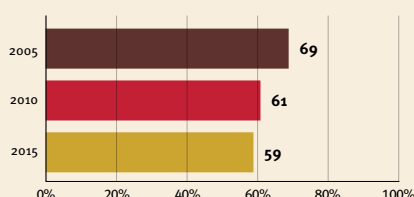
## Demographics

Population	114,963,583
Annual births	3,618,849
Children under 5	16,791,484 (15%)
Under-five mortality	51/1,000

## Threats to Early Childhood Development

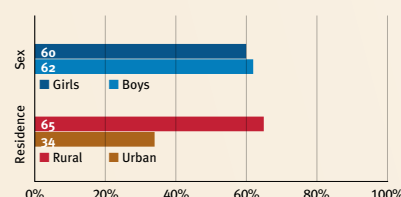
Maternal mortality	401/100,000	Young mothers (births by 18y)	21%
Low birthweight	no data	Preterm births	10%
Child poverty	33%	Under-five stunting	37%
Violent discipline	no data	Inadequate supervision	no data

## Young children at risk of poor development

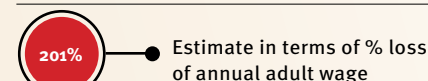


At risk in 2005, 2010 and 2015, using a composite indicator of under-five stunting or poverty

## Risk by sex and residence



## Lifetime cost of growth deficit in early childhood



## Children with functional difficulty

no data

## Children developmentally on-track

no data

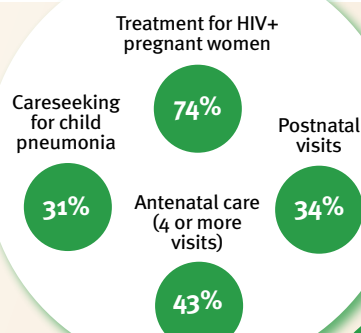
## Support and services for early childhood development: Nurturing care

Parents and caregivers need a facilitating environment of laws, policies, services and community support to assist them in providing their young children with nurturing care.

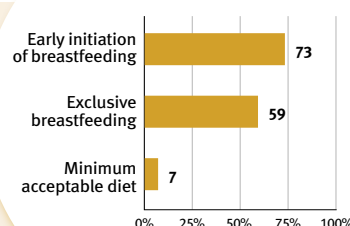
## Facilitating environments

Policies				
None	<14	14 – <18	18 – <26	≥26
Paid maternity leave (weeks)				
None	<14	14 – <18	18 – <26	≥26
Paid paternity leave (weeks)				
Not	Slightly	Moderately	Substantially	
International Code of Marketing of Breastmilk Substitutes (alignment)				
X	National minimum wage			
X	Child and family social protection			

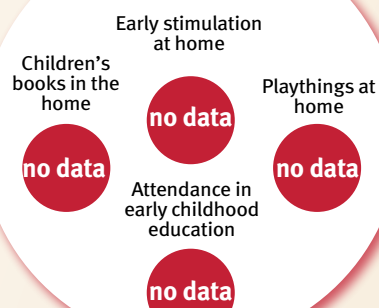
## Health



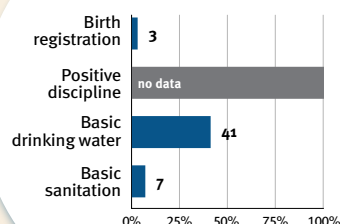
## Nutrition



## Early learning



## Security and safety



## Responsive caregiving

Public information about ECD  
Parental mental health  
Parent support (groups, home visits)  
Quality child day care



Comparative country data urgently needed

## International conventions

✓	Convention on the Rights of the Child
✓	Convention on the Rights of Persons with Disabilities
✓	CRC Optional Protocol on the Sale of Children, Child Prostitution and Child Pornography
X	Hague Convention on Protection of Children and Cooperation in Respect of Intercountry Adoption



## Fiji

## Countdown to 2030

Women's, Children's & Adolescents' Health

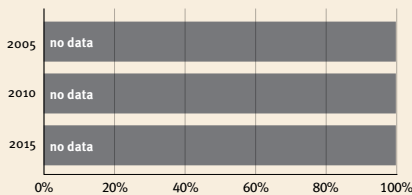
### Demographics

Population	896,444
Annual births	18,472
Children under 5	89,390 (10%)
Under-five mortality	26/1,000

### Threats to Early Childhood Development

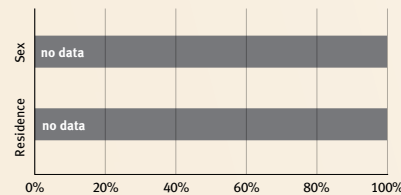
Maternal mortality	34/100,000	Young mothers (births by 18y)	no data
Low birthweight	no data	Preterm births	10%
Child poverty	no data	Under-five stunting	8%
Violent discipline	no data	Inadequate supervision	no data

### Young children at risk of poor development

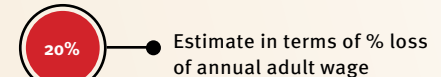


At risk in 2005, 2010 and 2015, using a composite indicator of under-five stunting or poverty

### Risk by sex and residence



### Lifetime cost of growth deficit in early childhood



### Children with functional difficulty

no data

### Children developmentally on-track

no data

## Support and services for early childhood development: Nurturing care

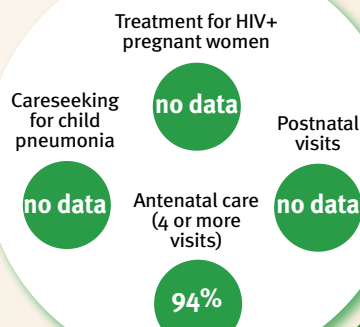
Parents and caregivers need a facilitating environment of laws, policies, services and community support to assist them in providing their young children with nurturing care.

## Facilitating environments

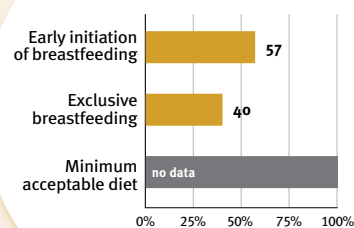
### Policies

None	<14	14 – <18	18 – <26	≥26
Paid maternity leave (weeks)				
None	<14	14 – <18	18 – <26	≥26
Paid paternity leave (weeks)				
Not	Slightly	Moderately	Substantially	
International Code of Marketing of Breastmilk Substitutes (alignment)				
✓	National minimum wage			
✓	Child and family social protection			

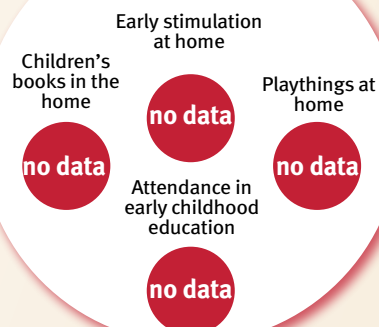
### Health



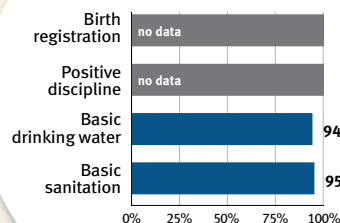
### Nutrition



### Early learning



### Security and safety



### Responsive caregiving

Public information about ECD  
Parental mental health  
Parent support (groups, home visits)  
Quality child day care

?

Comparative country data urgently needed

### International conventions

✓	Convention on the Rights of the Child
✓	Convention on the Rights of Persons with Disabilities
✓	CRC Optional Protocol on the Sale of Children, Child Prostitution and Child Pornography
✓	Hague Convention on Protection of Children and Cooperation in Respect of Intercountry Adoption



## Finland

**Countdown to 2030**

Women's, Children's & Adolescents' Health

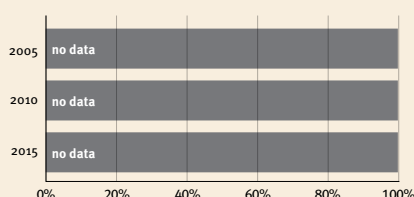
### Demographics

Population	5,540,718
Annual births	49,106
Children under 5	264,132 (5%)
Under-five mortality	2/1,000

### Threats to Early Childhood Development

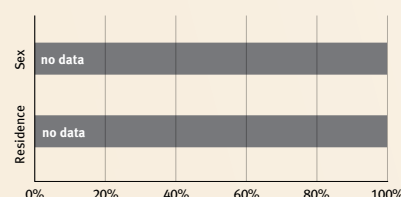
Maternal mortality	3/100,000	Young mothers (births by 18y)	no data
Low birthweight	4%	Preterm births	6%
Child poverty	no data	Under-five stunting	no data
Violent discipline	no data	Inadequate supervision	no data

### Young children at risk of poor development

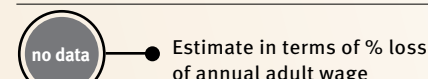


At risk in 2005, 2010 and 2015, using a composite indicator of under-five stunting or poverty

### Risk by sex and residence



### Lifetime cost of growth deficit in early childhood



### Children with functional difficulty

no data

### Children developmentally on-track

no data

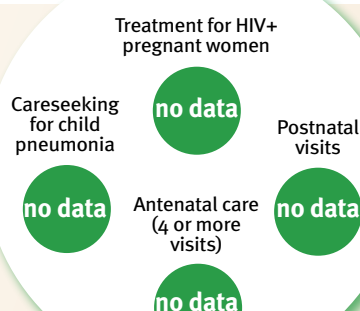
## Support and services for early childhood development: Nurturing care

Parents and caregivers need a facilitating environment of laws, policies, services and community support to assist them in providing their young children with nurturing care.

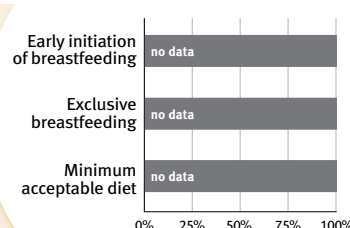
## Facilitating environments

Policies				
None	<14	14 – <18	18 – <26	≥26
Paid maternity leave (weeks)				
None	<14	14 – <18	18 – <26	≥26
Paid paternity leave (weeks)				
None	<14	14 – <18	18 – <26	≥26
International Code of Marketing of Breastmilk Substitutes (alignment)				
Not	Slightly	Moderately	Substantially	
no data	National minimum wage			
✓	Child and family social protection			

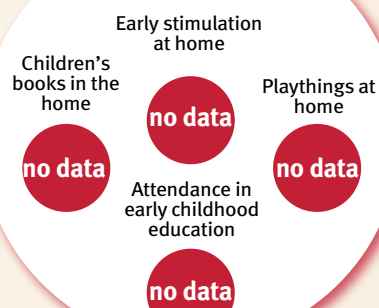
### Health



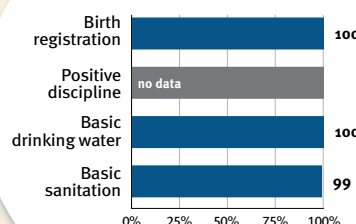
### Nutrition



### Early learning



### Security and safety



### Responsive caregiving

Public information about ECD  
Parental mental health  
Parent support (groups, home visits)  
Quality child day care



Comparative country data urgently needed

### International conventions

✓	Convention on the Rights of the Child
✓	Convention on the Rights of Persons with Disabilities
✓	CRC Optional Protocol on the Sale of Children, Child Prostitution and Child Pornography
✓	Hague Convention on Protection of Children and Cooperation in Respect of Intercountry Adoption





## France

## Countdown to 2030

Women's, Children's & Adolescents' Health

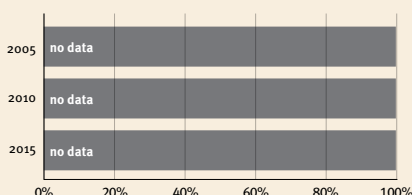
### Demographics

Population	65,273,512
Annual births	719,164
Children under 5	3,619,987 (6%)
Under-five mortality	4/1,000

### Threats to Early Childhood Development

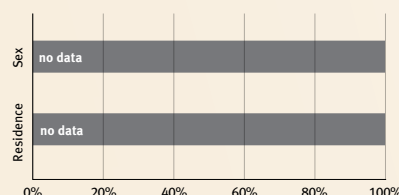
Maternal mortality	8/100,000	Young mothers (births by 18y)	no data
Low birthweight	7%	Preterm births	7%
Child poverty	no data	Under-five stunting	no data
Violent discipline	no data	Inadequate supervision	no data

### Young children at risk of poor development

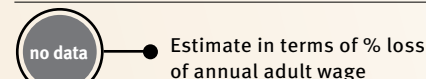


At risk in 2005, 2010 and 2015, using a composite indicator of under-five stunting or poverty

### Risk by sex and residence



### Lifetime cost of growth deficit in early childhood



### Children with functional difficulty

no data

### Children developmentally on-track

no data

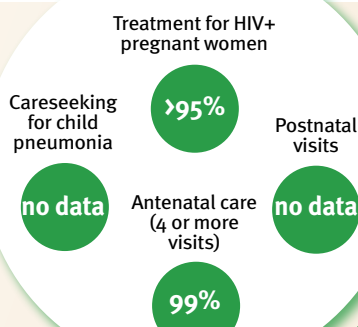
## Support and services for early childhood development: Nurturing care

Parents and caregivers need a facilitating environment of laws, policies, services and community support to assist them in providing their young children with nurturing care.

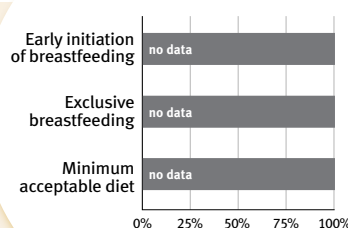
## Facilitating environments

Policies				
None	<14	14 – <18	18 – <26	≥26
Paid maternity leave (weeks)				
None	<14	14 – <18	18 – <26	≥26
Paid paternity leave (weeks)				
None	<14	14 – <18	18 – <26	≥26
International Code of Marketing of Breastmilk Substitutes (alignment)				
Not	Slightly	Moderately	Substantially	
✓	✓	✓	✓	✓
National minimum wage				
Child and family social protection				

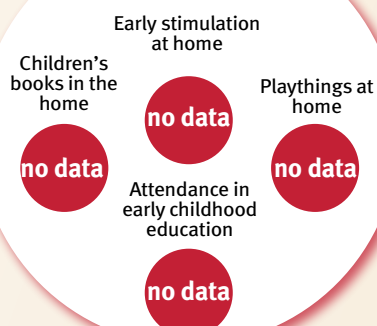
### Health



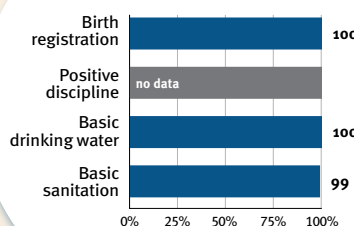
### Nutrition



### Early learning



### Security and safety



### Responsive caregiving

Public information about ECD  
Parental mental health  
Parent support (groups, home visits)  
Quality child day care



Comparative country data urgently needed

### International conventions

✓	Convention on the Rights of the Child
✓	Convention on the Rights of Persons with Disabilities
✓	CRC Optional Protocol on the Sale of Children, Child Prostitution and Child Pornography
✓	Hague Convention on Protection of Children and Cooperation in Respect of Intercountry Adoption





## Gambia

*Countdown to 2030*

Women's, Children's & Adolescents' Health

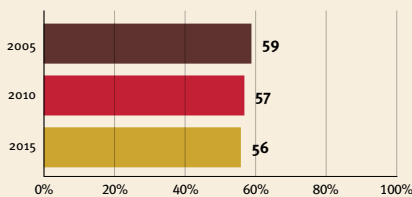
### Demographics

Population	2,416,664
Annual births	90,977
Children under 5	409,506 (17%)
Under-five mortality	52/1,000

### Threats to Early Childhood Development

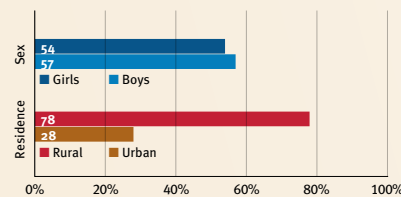
Maternal mortality	597/100,000	Young mothers (births by 18y)	19%
Low birthweight	17%	Preterm births	14%
Child poverty	49%	Under-five stunting	14%
Violent discipline	89%	Inadequate supervision	16%

### Young children at risk of poor development

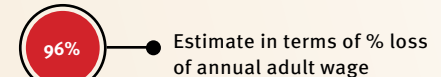


At risk in 2005, 2010 and 2015, using a composite indicator of under-five stunting or poverty

### Risk by sex and residence



### Lifetime cost of growth deficit in early childhood



### Children with functional difficulty



### Children developmentally on-track



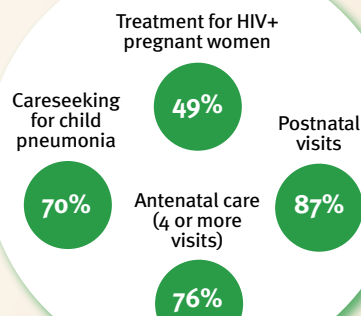
## Support and services for early childhood development: Nurturing care

Parents and caregivers need a facilitating environment of laws, policies, services and community support to assist them in providing their young children with nurturing care.

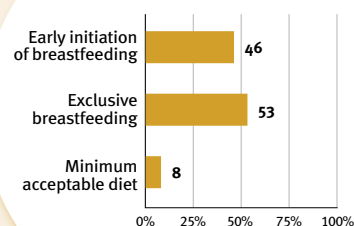
## Facilitating environments

Policies				
None	<14	14 – <18	18 – <26	≥26
Paid maternity leave (weeks)				
None	<14	14 – <18	18 – <26	≥26
Paid paternity leave (weeks)				
Not	Slightly	Moderately	Substantially	
International Code of Marketing of Breastmilk Substitutes (alignment)				
X	National minimum wage			
X	Child and family social protection			

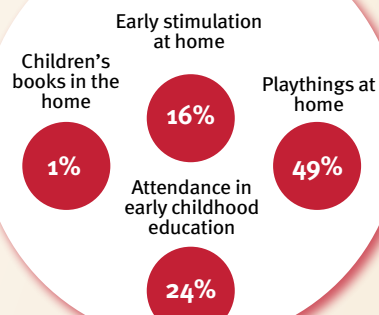
### Health



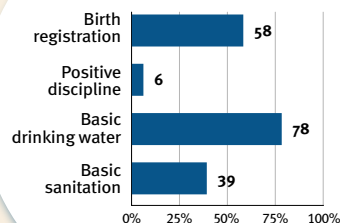
### Nutrition



### Early learning



### Security and safety



### Responsive caregiving

Public information about ECD  
Parental mental health  
Parent support (groups, home visits)  
Quality child day care



Comparative country data urgently needed

### International conventions

✓	Convention on the Rights of the Child
✓	Convention on the Rights of Persons with Disabilities
✓	CRC Optional Protocol on the Sale of Children, Child Prostitution and Child Pornography
X	Hague Convention on Protection of Children and Cooperation in Respect of Intercountry Adoption



## Georgia

## Countdown to 2030

Women's, Children's & Adolescents' Health

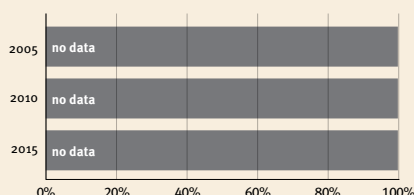
### Demographics

Population	3,989,175
Annual births	51,456
Children under 5	268,345 (7%)
Under-five mortality	10/1,000

### Threats to Early Childhood Development

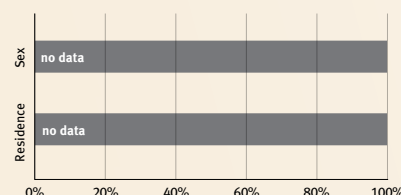
Maternal mortality	25/100,000	Young mothers (births by 18y)	6%
Low birthweight	6%	Preterm births	9%
Child poverty	no data	Under-five stunting	11%
Violent discipline	69%	Inadequate supervision	4%

### Young children at risk of poor development

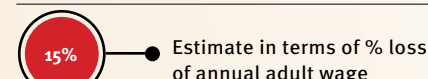


At risk in 2005, 2010 and 2015, using a composite indicator of under-five stunting or poverty

### Risk by sex and residence



### Lifetime cost of growth deficit in early childhood



### Children with functional difficulty

2%

### Children developmentally on-track

88%

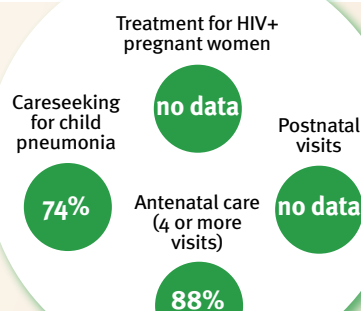
## Support and services for early childhood development: Nurturing care

Parents and caregivers need a facilitating environment of laws, policies, services and community support to assist them in providing their young children with nurturing care.

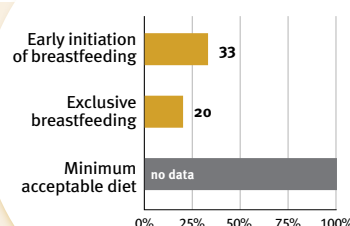
## Facilitating environments

Policies				
None	<14	14 – <18	18 – <26	≥26
Paid maternity leave (weeks)				
None	<14	14 – <18	18 – <26	≥26
Paid paternity leave (weeks)				
Not	Slightly	Moderately	Substantially	
International Code of Marketing of Breastmilk Substitutes (alignment)				
X	National minimum wage			
X	Child and family social protection			

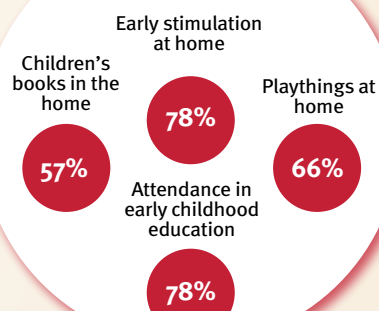
### Health



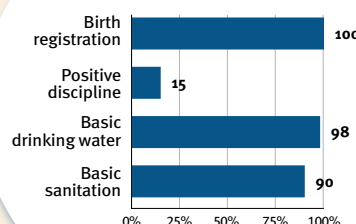
### Nutrition



### Early learning



### Security and safety



### Responsive caregiving

Public information about ECD  
Parental mental health  
Parent support (groups, home visits)  
Quality child day care

?

Comparative country data urgently needed

### International conventions

✓	Convention on the Rights of the Child
✓	Convention on the Rights of Persons with Disabilities
✓	CRC Optional Protocol on the Sale of Children, Child Prostitution and Child Pornography
✓	Hague Convention on Protection of Children and Cooperation in Respect of Intercountry Adoption



## Germany

**Countdown to 2030**

Women's, Children's & Adolescents' Health

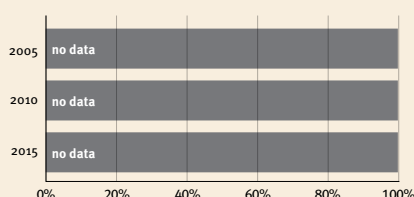
### Demographics

Population	83,783,945
Annual births	789,910
Children under 5	4,058,679 (5%)
Under-five mortality	4/1,000

### Threats to Early Childhood Development

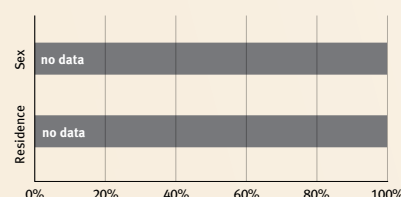
Maternal mortality	7/100,000	Young mothers (births by 18y)	no data
Low birthweight	7%	Preterm births	9%
Child poverty	no data	Under-five stunting	2%
Violent discipline	no data	Inadequate supervision	no data

### Young children at risk of poor development

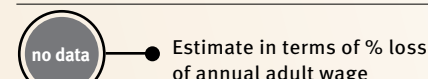


At risk in 2005, 2010 and 2015, using a composite indicator of under-five stunting or poverty

### Risk by sex and residence



### Lifetime cost of growth deficit in early childhood



### Children with functional difficulty

no data

### Children developmentally on-track

no data

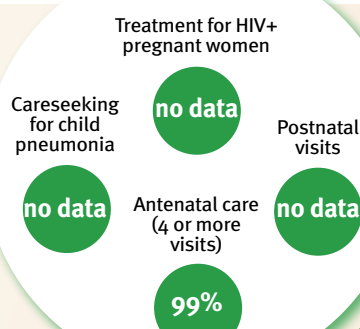
## Support and services for early childhood development: Nurturing care

Parents and caregivers need a facilitating environment of laws, policies, services and community support to assist them in providing their young children with nurturing care.

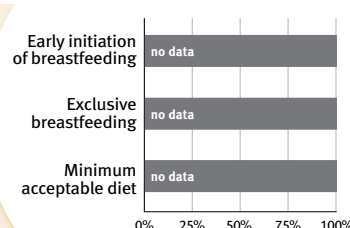
## Facilitating environments

Policies				
None	<14	14 – <18	18 – <26	≥26
Paid maternity leave (weeks)				
None	<14	14 – <18	18 – <26	≥26
Paid paternity leave (weeks)				
Not	Slightly	Moderately	Substantially	
International Code of Marketing of Breastmilk Substitutes (alignment)				
no data	National minimum wage			
✓	Child and family social protection			

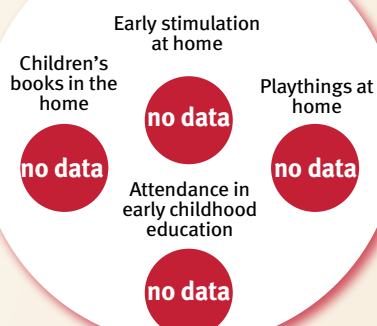
### Health



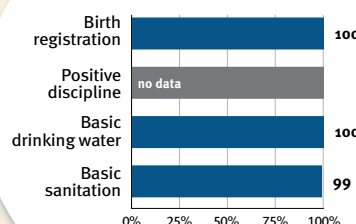
### Nutrition



### Early learning



### Security and safety



### Responsive caregiving

Public information about ECD  
Parental mental health  
Parent support (groups, home visits)  
Quality child day care



Comparative country data urgently needed

### International conventions

✓	Convention on the Rights of the Child
✓	Convention on the Rights of Persons with Disabilities
✓	CRC Optional Protocol on the Sale of Children, Child Prostitution and Child Pornography
✓	Hague Convention on Protection of Children and Cooperation in Respect of Intercountry Adoption





## Ghana

## Countdown to 2030

Women's, Children's & Adolescents' Health

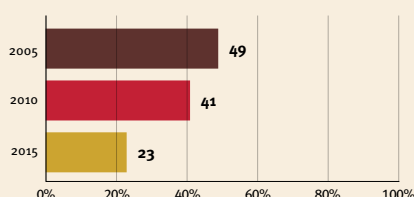
### Demographics

Population	31,072,945
Annual births	889,291
Children under 5	4,169,436 (13%)
Under-five mortality	46/1,000

### Threats to Early Childhood Development

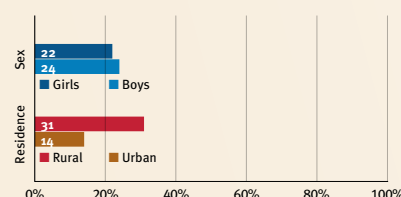
Maternal mortality	308/100,000	Young mothers (births by 18y)	18%
Low birthweight	14%	Preterm births	15%
Child poverty	6%	Under-five stunting	18%
Violent discipline	94%	Inadequate supervision	21%

### Young children at risk of poor development

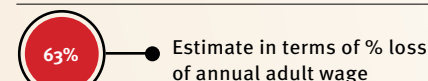


At risk in 2005, 2010 and 2015, using a composite indicator of under-five stunting or poverty

### Risk by sex and residence



### Lifetime cost of growth deficit in early childhood



### Children with functional difficulty

11%

### Children developmentally on-track

74%

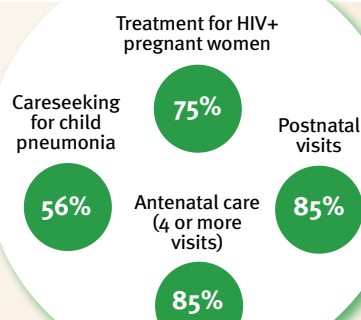
## Support and services for early childhood development: Nurturing care

Parents and caregivers need a facilitating environment of laws, policies, services and community support to assist them in providing their young children with nurturing care.

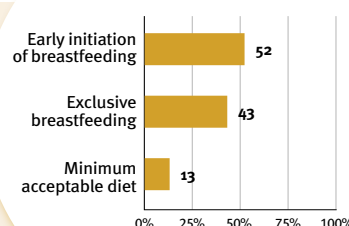
## Facilitating environments

Policies				
None	<14	14 – <18	18 – <26	≥26
Paid maternity leave (weeks)				
None	<14	14 – <18	18 – <26	≥26
Paid paternity leave (weeks)				
Not	Slightly	Moderately	Substantially	
International Code of Marketing of Breastmilk Substitutes (alignment)				
✓	National minimum wage			
✗	Child and family social protection			

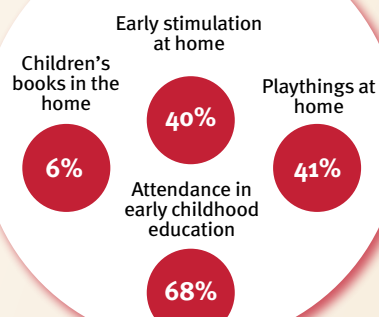
### Health



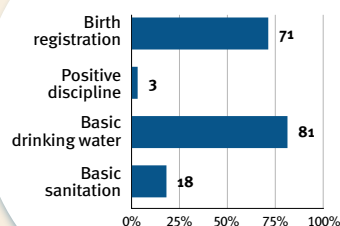
### Nutrition



### Early learning



### Security and safety



### Responsive caregiving

Public information about ECD  
Parental mental health  
Parent support (groups, home visits)  
Quality child day care

?

Comparative country data urgently needed

### International conventions

✓	Convention on the Rights of the Child
✓	Convention on the Rights of Persons with Disabilities
✓	CRC Optional Protocol on the Sale of Children, Child Prostitution and Child Pornography
✓	Hague Convention on Protection of Children and Cooperation in Respect of Intercountry Adoption



## Greece

## Countdown to 2030

Women's, Children's & Adolescents' Health

### Demographics

Population	10,423,056
Annual births	76,268
Children under 5	409,459 (4%)
Under-five mortality	4/1,000

### Threats to Early Childhood Development

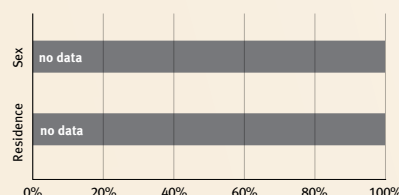
Maternal mortality	3/100,000	Young mothers (births by 18y)	no data
Low birthweight	9%	Preterm births	7%
Child poverty	no data	Under-five stunting	no data
Violent discipline	no data	Inadequate supervision	no data

### Young children at risk of poor development

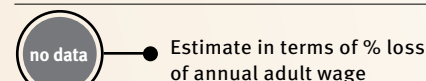


At risk in 2005, 2010 and 2015, using a composite indicator of under-five stunting or poverty

### Risk by sex and residence



### Lifetime cost of growth deficit in early childhood



### Children with functional difficulty

no data

### Children developmentally on-track

no data

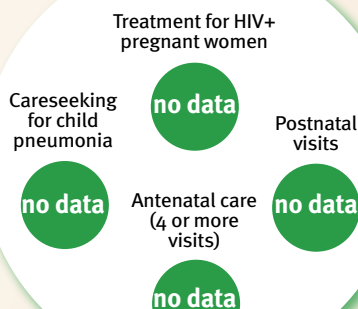
## Support and services for early childhood development: Nurturing care

Parents and caregivers need a facilitating environment of laws, policies, services and community support to assist them in providing their young children with nurturing care.

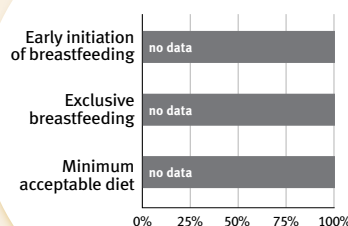
## Facilitating environments

Policies				
None	<14	14 – <18	18 – <26	≥26
Paid maternity leave (weeks)				
None	<14	14 – <18	18 – <26	≥26
Paid paternity leave (weeks)				
Not	Slightly	Moderately	Substantially	
International Code of Marketing of Breastmilk Substitutes (alignment)				
✓	National minimum wage			
✓	Child and family social protection			

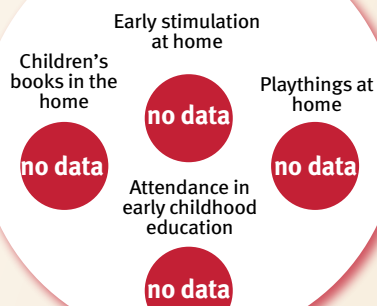
### Health



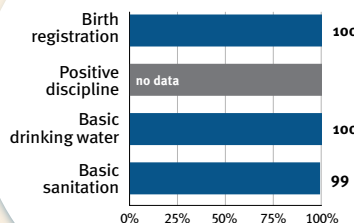
### Nutrition



### Early learning



### Security and safety



### Responsive caregiving

Public information about ECD  
Parental mental health  
Parent support (groups, home visits)  
Quality child day care



Comparative country data urgently needed

### International conventions

✓	Convention on the Rights of the Child
✓	Convention on the Rights of Persons with Disabilities
✓	CRC Optional Protocol on the Sale of Children, Child Prostitution and Child Pornography
✓	Hague Convention on Protection of Children and Cooperation in Respect of Intercountry Adoption

# Grenada

## Countdown to 2030

Women's, Children's & Adolescents' Health

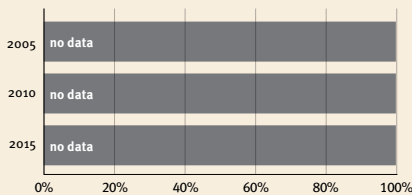
### Demographics

Population	112,519
Annual births	1,788
Children under 5	9,012 (8%)
Under-five mortality	17/1,000

### Threats to Early Childhood Development

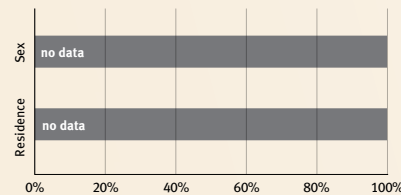
Maternal mortality	25/100,000	Young mothers (births by 18y)	no data
Low birthweight	no data	Preterm births	10%
Child poverty	no data	Under-five stunting	no data
Violent discipline	no data	Inadequate supervision	no data

### Young children at risk of poor development

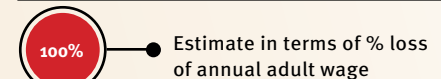


At risk in 2005, 2010 and 2015, using a composite indicator of under-five stunting or poverty

### Risk by sex and residence



### Lifetime cost of growth deficit in early childhood



### Children with functional difficulty

no data

### Children developmentally on-track

no data

## Support and services for early childhood development: Nurturing care

Parents and caregivers need a facilitating environment of laws, policies, services and community support to assist them in providing their young children with nurturing care.

## Facilitating environments

Policies				
None	<14	14 – <18	18 – <26	≥26
Paid maternity leave (weeks)				
None	<14	14 – <18	18 – <26	≥26
Paid paternity leave (weeks)				
Not	Slightly	Moderately	Substantially	
International Code of Marketing of Breastmilk Substitutes (alignment)				
✓	National minimum wage			
✗	Child and family social protection			

### Health

Treatment for HIV+ pregnant women

Careseeking for child pneumonia

no data

Postnatal visits

no data

Antenatal care (4 or more visits)

no data

### Early learning

Early stimulation at home

Children's books in the home

no data

Playthings at home

no data

Attendance in early childhood education

no data

### Nutrition

Early initiation of breastfeeding

no data

Exclusive breastfeeding

no data

Minimum acceptable diet

no data

0% 25% 50% 75% 100%

### Responsive caregiving

Public information about ECD  
Parental mental health  
Parent support (groups, home visits)  
Quality child day care

?

Comparative country data urgently needed

### Security and safety

Birth registration

no data

Positive discipline

no data

Basic drinking water

96

Basic sanitation

91

0% 25% 50% 75% 100%

### International conventions

✓	Convention on the Rights of the Child
✓	Convention on the Rights of Persons with Disabilities
✓	CRC Optional Protocol on the Sale of Children, Child Prostitution and Child Pornography
✗	Hague Convention on Protection of Children and Cooperation in Respect of Intercountry Adoption



## Guatemala

*Countdown to 2030*

Women's, Children's & Adolescents' Health

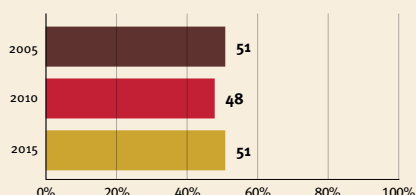
### Demographics

Population	17,915,567
Annual births	427,598
Children under 5	2,065,382 (12%)
Under-five mortality	25/1,000

### Threats to Early Childhood Development

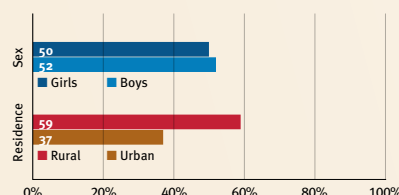
Maternal mortality	95/100,000	Young mothers (births by 18y)	20%
Low birthweight	11%	Preterm births	8%
Child poverty	14%	Under-five stunting	47%
Violent discipline	no data	Inadequate supervision	no data

### Young children at risk of poor development

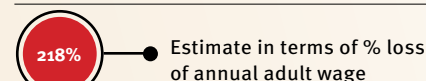


At risk in 2005, 2010 and 2015, using a composite indicator of under-five stunting or poverty

### Risk by sex and residence



### Lifetime cost of growth deficit in early childhood



### Children with functional difficulty

no data

### Children developmentally on-track

no data

## Support and services for early childhood development: Nurturing care

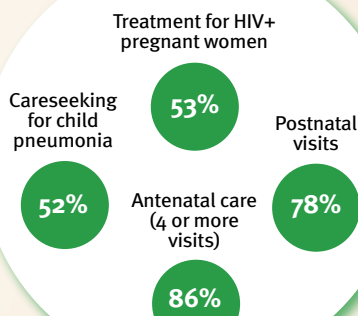
Parents and caregivers need a facilitating environment of laws, policies, services and community support to assist them in providing their young children with nurturing care.

## Facilitating environments

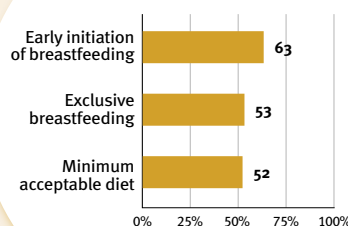
### Policies

None	<14	14 – <18	18 – <26	≥26
Paid maternity leave (weeks)				
None	<14	14 – <18	18 – <26	≥26
Paid paternity leave (weeks)				
Not	Slightly	Moderately	Substantially	
International Code of Marketing of Breastmilk Substitutes (alignment)				
✓	National minimum wage			
✗	Child and family social protection			

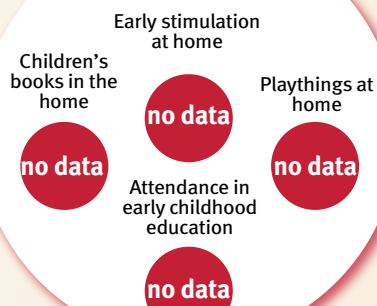
### Health



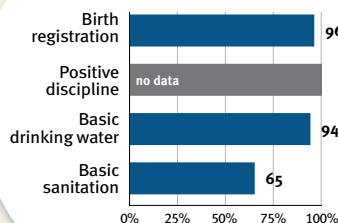
### Nutrition



### Early learning



### Security and safety



### Responsive caregiving

Public information about ECD  
Parental mental health  
Parent support (groups, home visits)  
Quality child day care



Comparative country data urgently needed

### International conventions

✓	Convention on the Rights of the Child
✓	Convention on the Rights of Persons with Disabilities
✓	CRC Optional Protocol on the Sale of Children, Child Prostitution and Child Pornography
✓	Hague Convention on Protection of Children and Cooperation in Respect of Intercountry Adoption

## Countdown to 2030

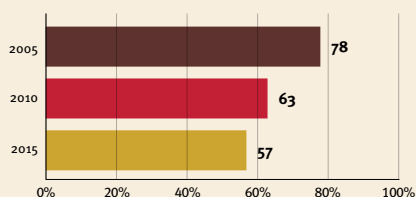
## Demographics

Population	13,132,792
Annual births	467,541
Children under 5	2,100,111 (16%)
Under-five mortality	99/1,000

## Threats to Early Childhood Development

Maternal mortality	576/100,000	Young mothers (births by 18y)	39%
Low birthweight	no data	Preterm births	14%
Child poverty	40%	Under-five stunting	30%
Violent discipline	79%	Inadequate supervision	34%

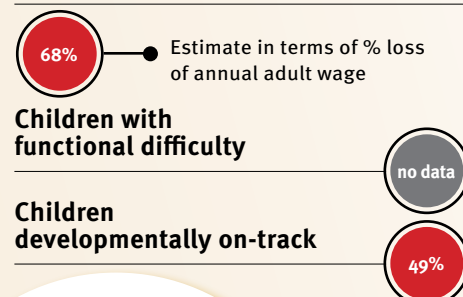
### Risk by sex and residence



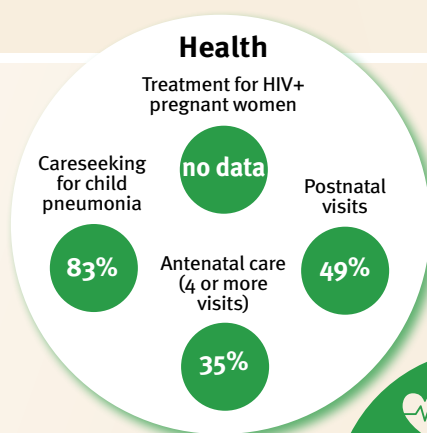
A horizontal bar chart with two main categories on the y-axis: 'Sex' and 'Residence'. The x-axis represents percentages from 0% to 100% in 20% increments. For 'Sex', there are two bars: a blue bar for 'Girls' at 57% and a light blue bar for 'Boys' at 58%. For 'Residence', there are two bars: a red bar for 'Rural' at 70% and a brown bar for 'Urban' at 19%.

Category	Sub-category	Percentage
Sex	Girls	57
	Boys	58
Residence	Rural	70
	Urban	19

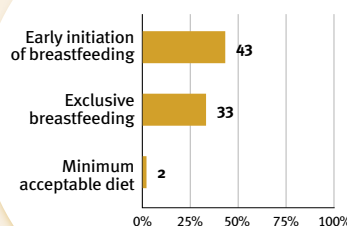
## Lifetime cost of growth deficit in early childhood



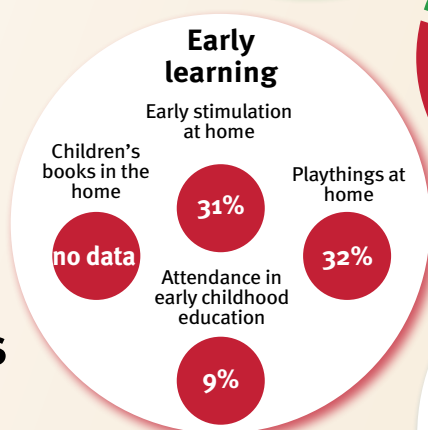
Parents and caregivers need a facilitating environment of laws, policies, services and community support to assist them in providing their young children with nurturing care.



## Nutrition



## Facilitating environments

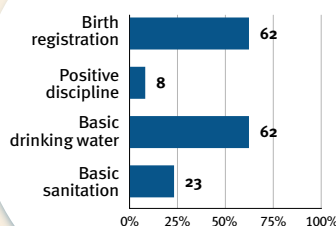


## Responsive caregiving

Public information about ECD  
Parental mental health  
Parent support (groups, home visits)  
Quality child day care

## Comparative country data urgently needed

## Security and safety



Policies				
None	<14	14 – <18	18 – <26	≥26
Paid maternity leave (weeks)				
None	<14	14 – <18	18 – <26	≥26
Paid paternity leave (weeks)				
Not	Slightly	Moderately	Substantially	
International Code of Marketing of Breastmilk Substitutes (alignment)				
X	National minimum wage			
X	Child and family social protection			

## International conventions

✓	Convention on the Rights of the Child
✓	Convention on the Rights of Persons with Disabilities
✓	CRC Optional Protocol on the Sale of Children, Child Prostitution and Child Pornography
✓	Hague Convention on Protection of Children and Cooperation in Respect of Intercountry Adoption





## Guinea-Bissau

*Countdown to 2030*

Women's, Children's & Adolescents' Health

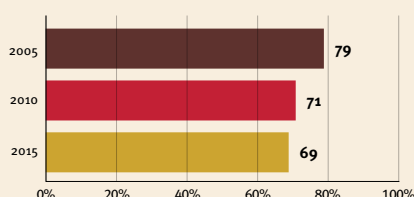
### Demographics

Population	1,967,998
Annual births	66,974
Children under 5	305,111 (16%)
Under-five mortality	78/1,000

### Threats to Early Childhood Development

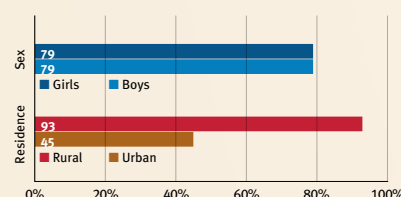
Maternal mortality	667/100,000	Young mothers (births by 18y)	28%
Low birthweight	21%	Preterm births	11%
Child poverty	68%	Under-five stunting	28%
Violent discipline	77%	Inadequate supervision	31%

### Young children at risk of poor development

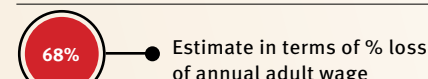


At risk in 2005, 2010 and 2015, using a composite indicator of under-five stunting or poverty

### Risk by sex and residence



### Lifetime cost of growth deficit in early childhood



### Children with functional difficulty

no data

### Children developmentally on-track

61%

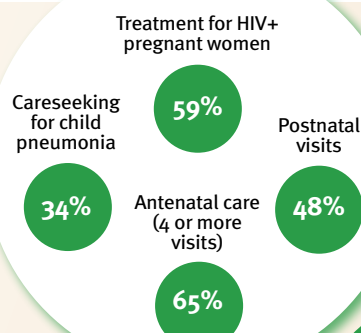
## Support and services for early childhood development: Nurturing care

Parents and caregivers need a facilitating environment of laws, policies, services and community support to assist them in providing their young children with nurturing care.

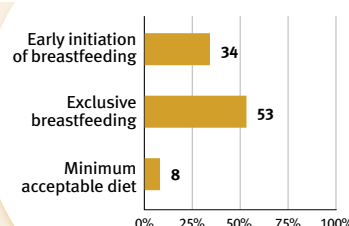
## Facilitating environments

Policies				
None	<14	14 – <18	18 – <26	≥26
Paid maternity leave (weeks)				
None	<14	14 – <18	18 – <26	≥26
Paid paternity leave (weeks)				
Not	Slightly	Moderately	Substantially	
International Code of Marketing of Breastmilk Substitutes (alignment)				
✓	National minimum wage			
✗	Child and family social protection			


### Health



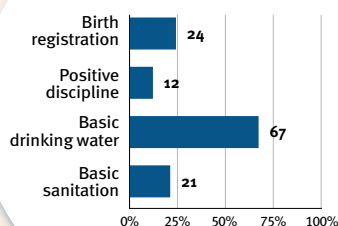
### Nutrition



### Early learning



### Security and safety



### Responsive caregiving

Public information about ECD  
Parental mental health  
Parent support (groups, home visits)  
Quality child day care

?

Comparative country data urgently needed

### International conventions

✓	Convention on the Rights of the Child
✓	Convention on the Rights of Persons with Disabilities
✓	CRC Optional Protocol on the Sale of Children, Child Prostitution and Child Pornography
✗	Hague Convention on Protection of Children and Cooperation in Respect of Intercountry Adoption



## Guyana

## Countdown to 2030

Women's, Children's & Adolescents' Health

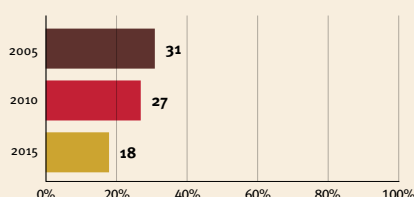
### Demographics

Population	786,559
Annual births	15,316
Children under 5	73,864 (9%)
Under-five mortality	29/1,000

### Threats to Early Childhood Development

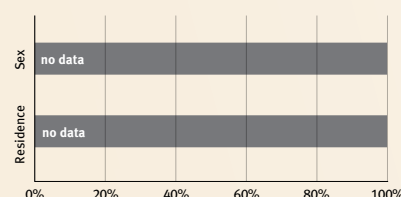
Maternal mortality	169/100,000	Young mothers (births by 18y)	16%
Low birthweight	16%	Preterm births	13%
Child poverty	no data	Under-five stunting	11%
Violent discipline	67%	Inadequate supervision	5%

### Young children at risk of poor development

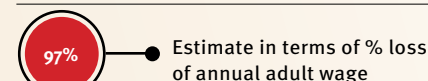


At risk in 2005, 2010 and 2015, using a composite indicator of under-five stunting or poverty

### Risk by sex and residence



### Lifetime cost of growth deficit in early childhood



### Children with functional difficulty

no data

### Children developmentally on-track

86%

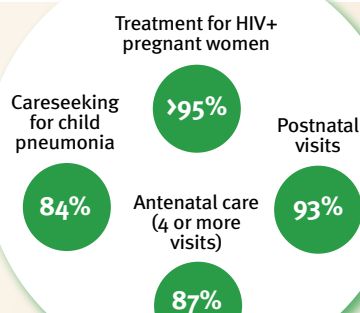
## Support and services for early childhood development: Nurturing care

Parents and caregivers need a facilitating environment of laws, policies, services and community support to assist them in providing their young children with nurturing care.

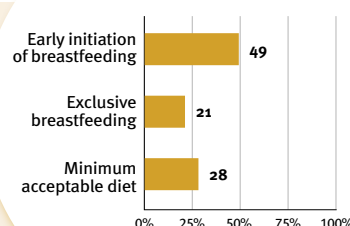
## Facilitating environments

Policies				
None	<14	14 – <18	18 – <26	≥26
Paid maternity leave (weeks)				
None	<14	14 – <18	18 – <26	≥26
Paid paternity leave (weeks)				
Not	Slightly	Moderately	Substantially	
International Code of Marketing of Breastmilk Substitutes (alignment)				
✓	National minimum wage			
✓	Child and family social protection			

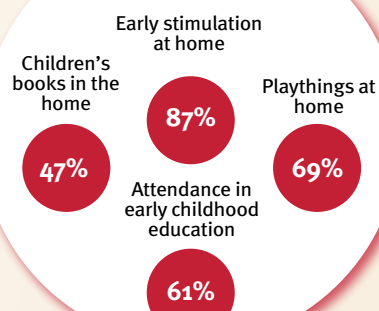
### Health



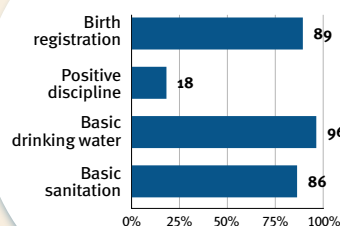
### Nutrition



### Early learning



### Security and safety



### Responsive caregiving

Public information about ECD  
Parental mental health  
Parent support (groups, home visits)  
Quality child day care

?

Comparative country data urgently needed

### International conventions

✓	Convention on the Rights of the Child
✓	Convention on the Rights of Persons with Disabilities
✓	CRC Optional Protocol on the Sale of Children, Child Prostitution and Child Pornography
✓	Hague Convention on Protection of Children and Cooperation in Respect of Intercountry Adoption



## Haiti

## Countdown to 2030

Women's, Children's & Adolescents' Health

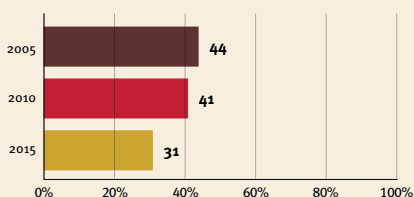
### Demographics

Population	11,402,533
Annual births	268,969
Children under 5	1,262,943 (11%)
Under-five mortality	63/1,000

### Threats to Early Childhood Development

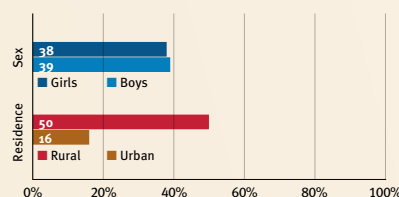
Maternal mortality	480/100,000	Young mothers (births by 18y)	14%
Low birthweight	no data	Preterm births	14%
Child poverty	23%	Under-five stunting	22%
Violent discipline	82%	Inadequate supervision	22%

### Young children at risk of poor development

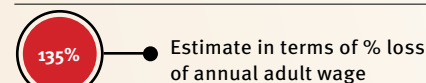


At risk in 2005, 2010 and 2015, using a composite indicator of under-five stunting or poverty

### Risk by sex and residence



### Lifetime cost of growth deficit in early childhood



### Children with functional difficulty

no data

### Children developmentally on-track

65%

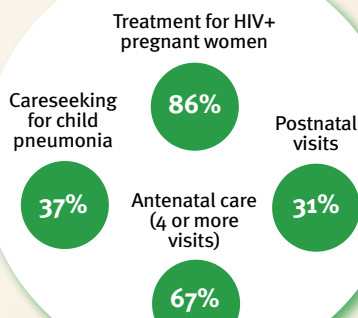
## Support and services for early childhood development: Nurturing care

Parents and caregivers need a facilitating environment of laws, policies, services and community support to assist them in providing their young children with nurturing care.

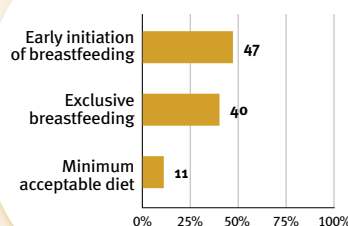
## Facilitating environments

Policies				
None	<14	14 – <18	18 – <26	≥26
Paid maternity leave (weeks)				
None	<14	14 – <18	18 – <26	≥26
Paid paternity leave (weeks)				
Not	Slightly	Moderately	Substantially	
International Code of Marketing of Breastmilk Substitutes (alignment)				
✓	National minimum wage			
✗	Child and family social protection			

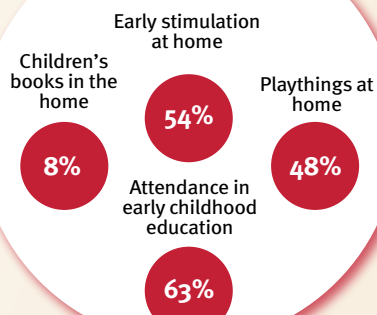
### Health



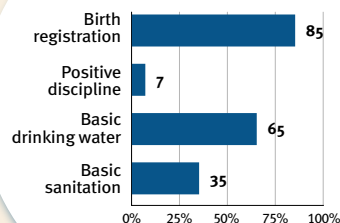
### Nutrition



### Early learning



### Security and safety



### Responsive caregiving

Public information about ECD  
Parental mental health  
Parent support (groups, home visits)  
Quality child day care

?

Comparative country data urgently needed

### International conventions

✓	Convention on the Rights of the Child
✓	Convention on the Rights of Persons with Disabilities
✓	CRC Optional Protocol on the Sale of Children, Child Prostitution and Child Pornography
✓	Hague Convention on Protection of Children and Cooperation in Respect of Intercountry Adoption

# Honduras

## Countdown to 2030

Women's, Children's & Adolescents' Health

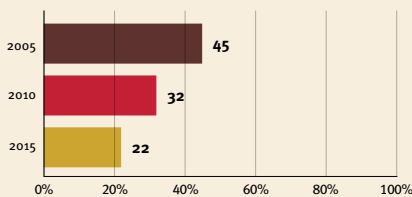
### Demographics

Population	9,904,608
Annual births	208,734
Children under 5	1,017,017 (10%)
Under-five mortality	17/1,000

### Threats to Early Childhood Development

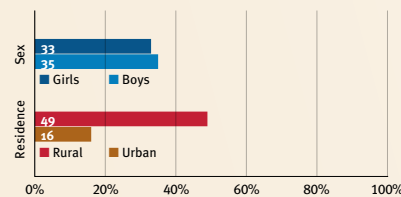
Maternal mortality	65/100,000	Young mothers (births by 18y)	22%
Low birthweight	11%	Preterm births	12%
Child poverty	20%	Under-five stunting	23%
Violent discipline	no data	Inadequate supervision	4%

### Young children at risk of poor development

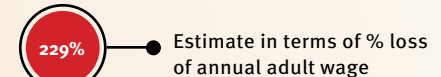


At risk in 2005, 2010 and 2015, using a composite indicator of under-five stunting or poverty

### Risk by sex and residence



### Lifetime cost of growth deficit in early childhood



### Children with functional difficulty

no data

### Children developmentally on-track

65%

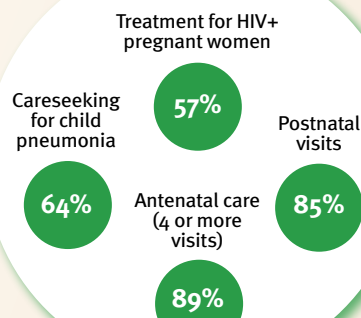
## Support and services for early childhood development: Nurturing care

Parents and caregivers need a facilitating environment of laws, policies, services and community support to assist them in providing their young children with nurturing care.

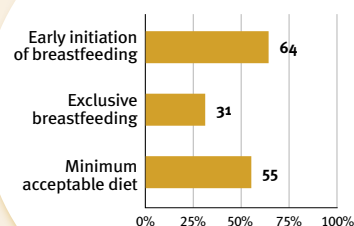
## Facilitating environments

Policies				
None	<14	14 – <18	18 – <26	≥26
Paid maternity leave (weeks)				
None	<14	14 – <18	18 – <26	≥26
Paid paternity leave (weeks)				
Not	Slightly	Moderately	Substantially	
International Code of Marketing of Breastmilk Substitutes (alignment)				
✓	National minimum wage			
✓	Child and family social protection			

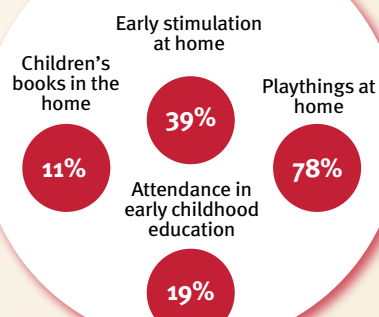
### Health



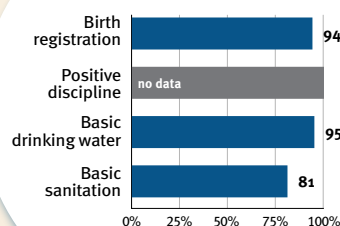
### Nutrition



### Early learning



### Security and safety



### Responsive caregiving

Public information about ECD  
Parental mental health  
Parent support (groups, home visits)  
Quality child day care

?

Comparative country data urgently needed

### International conventions

✓	Convention on the Rights of the Child
✓	Convention on the Rights of Persons with Disabilities
✓	CRC Optional Protocol on the Sale of Children, Child Prostitution and Child Pornography
✓	Hague Convention on Protection of Children and Cooperation in Respect of Intercountry Adoption



## Hungary

**Countdown to 2030**

Women's, Children's & Adolescents' Health

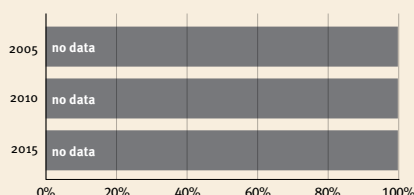
### Demographics

Population	9,660,350
Annual births	91,049
Children under 5	461,142 (5%)
Under-five mortality	4/1,000

### Threats to Early Childhood Development

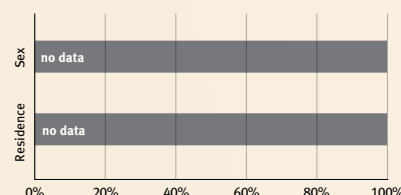
Maternal mortality	12/100,000	Young mothers (births by 18y)	no data
Low birthweight	9%	Preterm births	9%
Child poverty	no data	Under-five stunting	no data
Violent discipline	no data	Inadequate supervision	no data

### Young children at risk of poor development

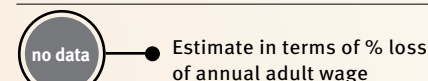


At risk in 2005, 2010 and 2015, using a composite indicator of under-five stunting or poverty

### Risk by sex and residence



### Lifetime cost of growth deficit in early childhood



### Children with functional difficulty

no data

### Children developmentally on-track

no data

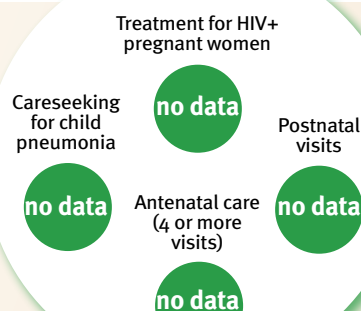
## Support and services for early childhood development: Nurturing care

Parents and caregivers need a facilitating environment of laws, policies, services and community support to assist them in providing their young children with nurturing care.

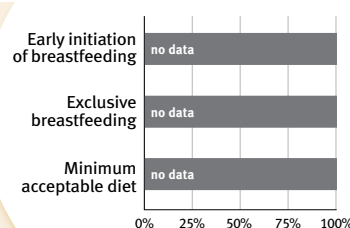
## Facilitating environments

Policies				
None	<14	14 – <18	18 – <26	≥26
Paid maternity leave (weeks)				
None	<14	14 – <18	18 – <26	≥26
Paid paternity leave (weeks)				
Not	Slightly	Moderately	Substantially	
International Code of Marketing of Breastmilk Substitutes (alignment)				
✓	National minimum wage			
✓	Child and family social protection			

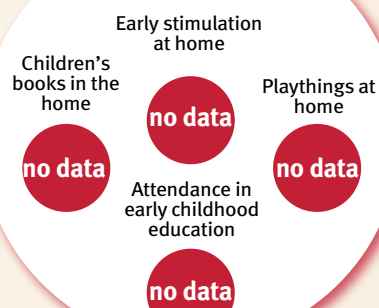
### Health



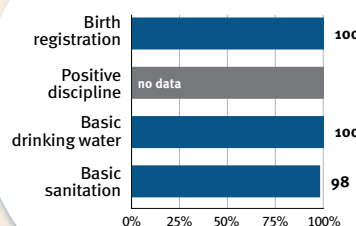
### Nutrition



### Early learning



### Security and safety



### Responsive caregiving

Public information about ECD  
Parental mental health  
Parent support (groups, home visits)  
Quality child day care



Comparative country data urgently needed

### International conventions

✓	Convention on the Rights of the Child
✓	Convention on the Rights of Persons with Disabilities
✓	CRC Optional Protocol on the Sale of Children, Child Prostitution and Child Pornography
✓	Hague Convention on Protection of Children and Cooperation in Respect of Intercountry Adoption





## Iceland

*Countdown to 2030*

Women's, Children's & Adolescents' Health

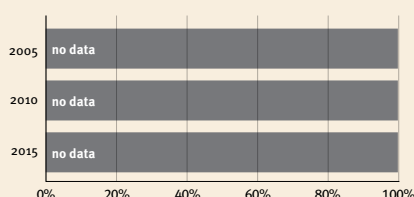
### Demographics

Population	341,250
Annual births	4,006
Children under 5	20,439 (6%)
Under-five mortality	2/1,000

### Threats to Early Childhood Development

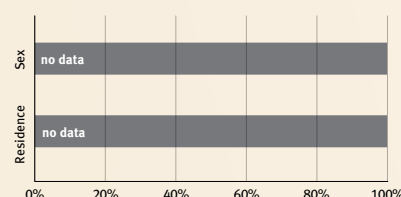
Maternal mortality	4/100,000	Young mothers (births by 18y)	no data
Low birthweight	4%	Preterm births	7%
Child poverty	no data	Under-five stunting	no data
Violent discipline	no data	Inadequate supervision	no data

### Young children at risk of poor development

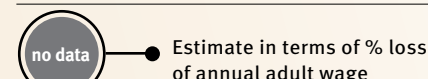


At risk in 2005, 2010 and 2015, using a composite indicator of under-five stunting or poverty

### Risk by sex and residence



### Lifetime cost of growth deficit in early childhood



### Children with functional difficulty

no data

### Children developmentally on-track

no data

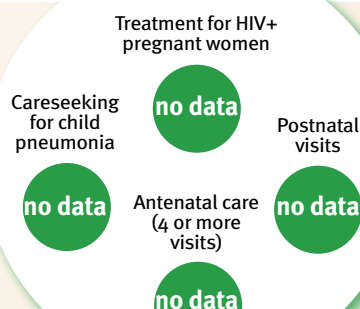
## Support and services for early childhood development: Nurturing care

Parents and caregivers need a facilitating environment of laws, policies, services and community support to assist them in providing their young children with nurturing care.

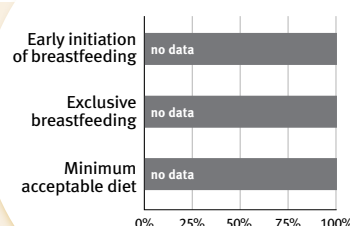
## Facilitating environments

Policies				
None	<14	14 – <18	18 – <26	≥26
Paid maternity leave (weeks)				
None	<14	14 – <18	18 – <26	≥26
Paid paternity leave (weeks)				
Not	Slightly	Moderately	Substantially	
International Code of Marketing of Breastmilk Substitutes (alignment)				
no data	National minimum wage			
✓	Child and family social protection			

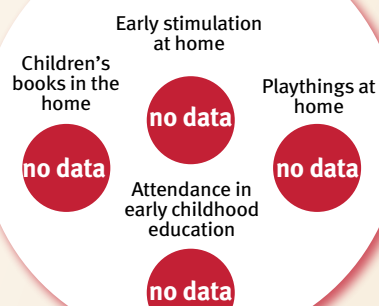
### Health



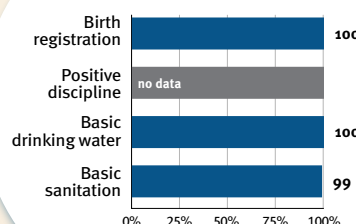
### Nutrition



### Early learning



### Security and safety



### Responsive caregiving

Public information about ECD  
Parental mental health  
Parent support (groups, home visits)  
Quality child day care



Comparative country data urgently needed

### International conventions

✓	Convention on the Rights of the Child
✓	Convention on the Rights of Persons with Disabilities
✓	CRC Optional Protocol on the Sale of Children, Child Prostitution and Child Pornography
✓	Hague Convention on Protection of Children and Cooperation in Respect of Intercountry Adoption



## India

## Countdown to 2030

Women's, Children's & Adolescents' Health

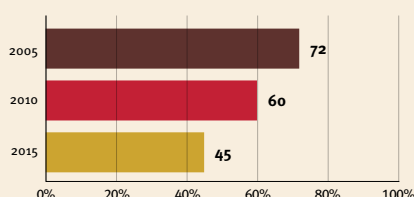
### Demographics

Population	1,380,004,385
Annual births	24,067,825
Children under 5	116,879,507 (8%)
Under-five mortality	34/1,000

### Threats to Early Childhood Development

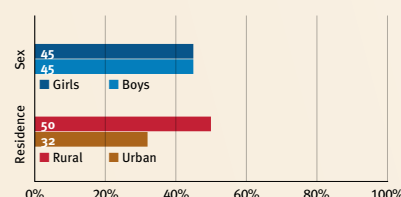
Maternal mortality	145/100,000	Young mothers (births by 18y)	9%
Low birthweight	no data	Preterm births	13%
Child poverty	14%	Under-five stunting	35%
Violent discipline	no data	Inadequate supervision	no data

### Young children at risk of poor development

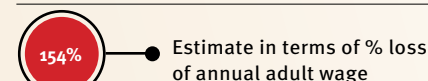


At risk in 2005, 2010 and 2015, using a composite indicator of under-five stunting or poverty

### Risk by sex and residence



### Lifetime cost of growth deficit in early childhood



### Children with functional difficulty

no data

### Children developmentally on-track

no data

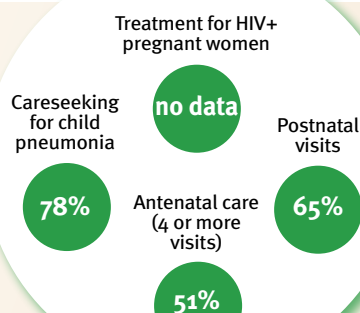
## Support and services for early childhood development: Nurturing care

Parents and caregivers need a facilitating environment of laws, policies, services and community support to assist them in providing their young children with nurturing care.

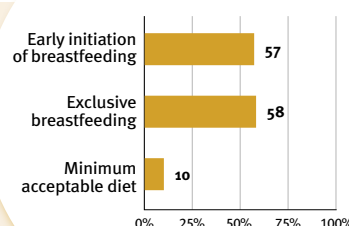
## Facilitating environments

Policies				
None	<14	14 – <18	18 – <26	≥26
Paid maternity leave (weeks)				
None	<14	14 – <18	18 – <26	≥26
Paid paternity leave (weeks)				
Not	Slightly	Moderately	Substantially	
International Code of Marketing of Breastmilk Substitutes (alignment)				
✓	National minimum wage			
✗	Child and family social protection			


### Health



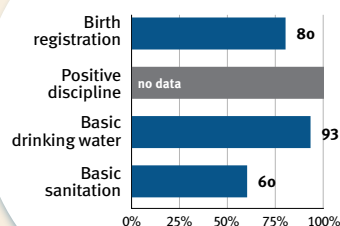
### Nutrition



### Early learning



### Security and safety



### Responsive caregiving

Public information about ECD  
Parental mental health  
Parent support (groups, home visits)  
Quality child day care



Comparative country data urgently needed

### International conventions

✓	Convention on the Rights of the Child
✓	Convention on the Rights of Persons with Disabilities
✓	CRC Optional Protocol on the Sale of Children, Child Prostitution and Child Pornography
✓	Hague Convention on Protection of Children and Cooperation in Respect of Intercountry Adoption



## Indonesia

**Countdown to 2030**

Women's, Children's & Adolescents' Health

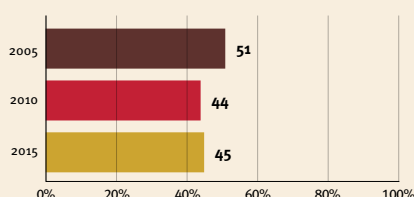
### Demographics

Population	273,523,621
Annual births	4,771,211
Children under 5	23,658,296 (9%)
Under-five mortality	24/1,000

### Threats to Early Childhood Development

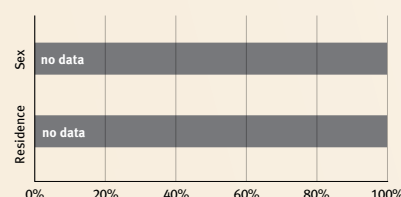
Maternal mortality	177/100,000	Young mothers (births by 18y)	7%
Low birthweight	10%	Preterm births	16%
Child poverty	no data	Under-five stunting	31%
Violent discipline	no data	Inadequate supervision	no data

### Young children at risk of poor development

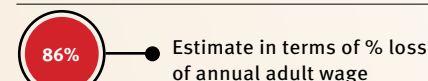


At risk in 2005, 2010 and 2015, using a composite indicator of under-five stunting or poverty

### Risk by sex and residence



### Lifetime cost of growth deficit in early childhood



### Children with functional difficulty

no data

### Children developmentally on-track

88%

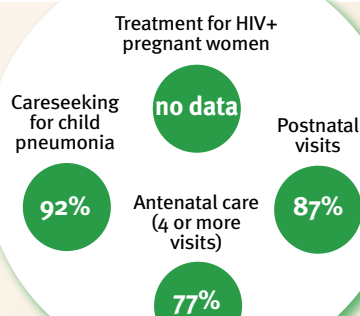
## Support and services for early childhood development: Nurturing care

Parents and caregivers need a facilitating environment of laws, policies, services and community support to assist them in providing their young children with nurturing care.

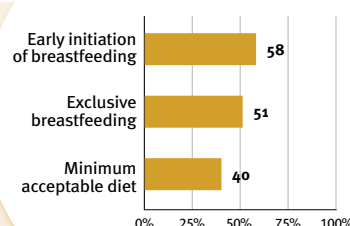
## Facilitating environments

Policies				
None	<14	14 – <18	18 – <26	≥26
Paid maternity leave (weeks)				
None	<14	14 – <18	18 – <26	≥26
Paid paternity leave (weeks)				
Not	Slightly	Moderately	Substantially	
International Code of Marketing of Breastmilk Substitutes (alignment)				
✓	National minimum wage			
✗	Child and family social protection			

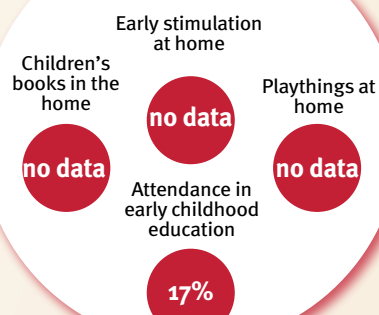
### Health



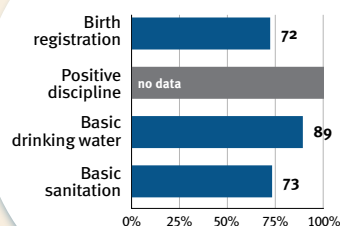
### Nutrition



### Early learning



### Security and safety



### Responsive caregiving

Public information about ECD  
Parental mental health  
Parent support (groups, home visits)  
Quality child day care

?

Comparative country data urgently needed

### International conventions

✓	Convention on the Rights of the Child
✓	Convention on the Rights of Persons with Disabilities
✓	CRC Optional Protocol on the Sale of Children, Child Prostitution and Child Pornography
✗	Hague Convention on Protection of Children and Cooperation in Respect of Intercountry Adoption



## Iran (Islamic Republic of)

*Countdown to 2030*

Women's, Children's & Adolescents' Health

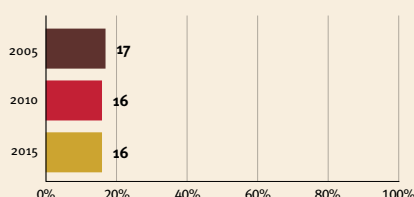
### Demographics

Population	83,992,953
Annual births	1,503,007
Children under 5	7,637,559 (9%)
Under-five mortality	14/1,000

### Threats to Early Childhood Development

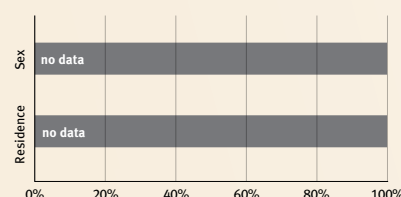
Maternal mortality	16/100,000	Young mothers (births by 18y)	5%
Low birthweight	no data	Preterm births	13%
Child poverty	no data	Under-five stunting	7%
Violent discipline	no data	Inadequate supervision	13%

### Young children at risk of poor development

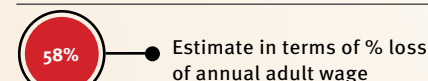


At risk in 2005, 2010 and 2015, using a composite indicator of under-five stunting or poverty

### Risk by sex and residence



### Lifetime cost of growth deficit in early childhood



### Children with functional difficulty

no data

### Children developmentally on-track

no data

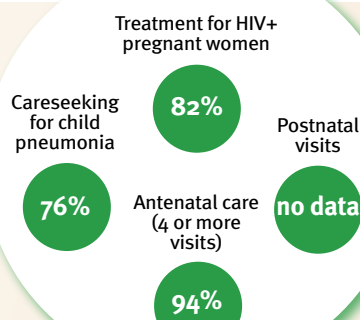
## Support and services for early childhood development: Nurturing care

Parents and caregivers need a facilitating environment of laws, policies, services and community support to assist them in providing their young children with nurturing care.

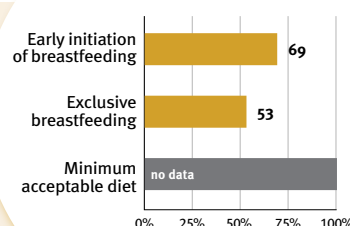
## Facilitating environments

Policies				
None	<14	14 – <18	18 – <26	≥26
Paid maternity leave (weeks)				
None	<14	14 – <18	18 – <26	≥26
Paid paternity leave (weeks)				
Not	Slightly	Moderately	Substantially	
International Code of Marketing of Breastmilk Substitutes (alignment)				
✓	National minimum wage			
✗	Child and family social protection			


### Health



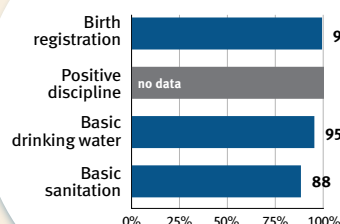
### Nutrition



### Early learning



### Security and safety



### Responsive caregiving

Public information about ECD  
Parental mental health  
Parent support (groups, home visits)  
Quality child day care



Comparative country data urgently needed

### International conventions

✓	Convention on the Rights of the Child
✓	Convention on the Rights of Persons with Disabilities
✓	CRC Optional Protocol on the Sale of Children, Child Prostitution and Child Pornography
✗	Hague Convention on Protection of Children and Cooperation in Respect of Intercountry Adoption



## Iraq

## Countdown to 2030

Women's, Children's & Adolescents' Health

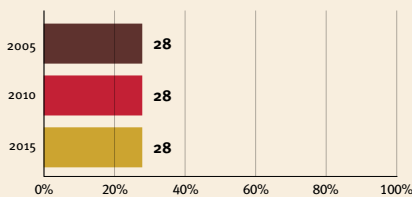
### Demographics

Population	40,222,503
Annual births	1,136,256
Children under 5	5,380,423 (13%)
Under-five mortality	27/1,000

### Threats to Early Childhood Development

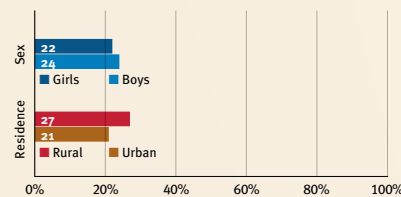
Maternal mortality	79/100,000	Young mothers (births by 18y)	14%
Low birthweight	no data	Preterm births	7%
Child poverty	2%	Under-five stunting	13%
Violent discipline	79%	Inadequate supervision	10%

### Young children at risk of poor development

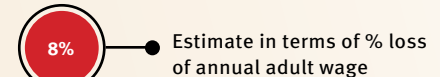


At risk in 2005, 2010 and 2015, using a composite indicator of under-five stunting or poverty

### Risk by sex and residence



### Lifetime cost of growth deficit in early childhood



### Children with functional difficulty

3%

### Children developmentally on-track

79%

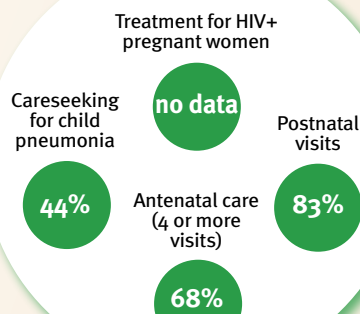
## Support and services for early childhood development: Nurturing care

Parents and caregivers need a facilitating environment of laws, policies, services and community support to assist them in providing their young children with nurturing care.

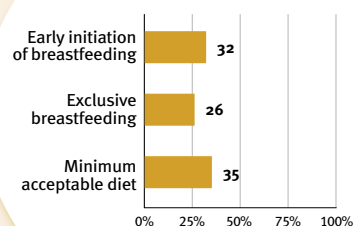
## Facilitating environments

Policies				
None	<14	14 – <18	18 – <26	≥26
Paid maternity leave (weeks)				
None	<14	14 – <18	18 – <26	≥26
Paid paternity leave (weeks)				
Not	Slightly	Moderately	Substantially	
International Code of Marketing of Breastmilk Substitutes (alignment)				
✓	National minimum wage			
✗	Child and family social protection			

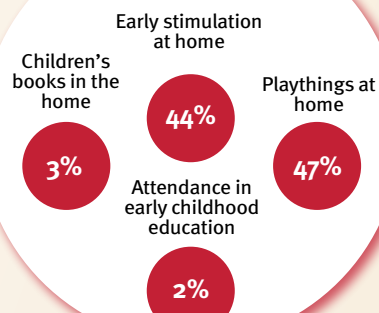
### Health



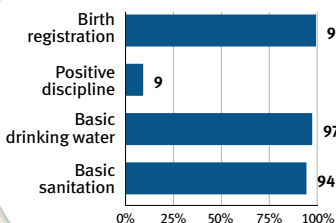
### Nutrition



### Early learning



### Security and safety



### Responsive caregiving

Public information about ECD  
Parental mental health  
Parent support (groups, home visits)  
Quality child day care

?

Comparative country data urgently needed

### International conventions

✓	Convention on the Rights of the Child
✓	Convention on the Rights of Persons with Disabilities
✓	CRC Optional Protocol on the Sale of Children, Child Prostitution and Child Pornography
✗	Hague Convention on Protection of Children and Cooperation in Respect of Intercountry Adoption





## Ireland

*Countdown to 2030*

Women's, Children's & Adolescents' Health

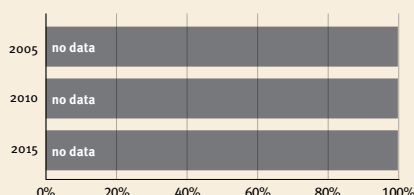
### Demographics

Population	4,937,796
Annual births	59,325
Children under 5	313,653 (6%)
Under-five mortality	3/1,000

### Threats to Early Childhood Development

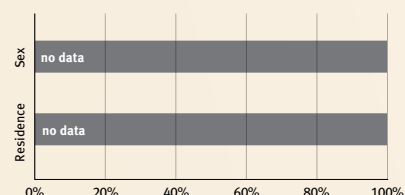
Maternal mortality	5/100,000	Young mothers (births by 18y)	no data
Low birthweight	6%	Preterm births	6%
Child poverty	no data	Under-five stunting	no data
Violent discipline	no data	Inadequate supervision	no data

### Young children at risk of poor development

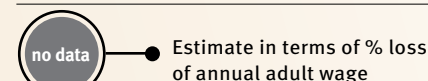


At risk in 2005, 2010 and 2015, using a composite indicator of under-five stunting or poverty

### Risk by sex and residence



### Lifetime cost of growth deficit in early childhood



### Children with functional difficulty

no data

### Children developmentally on-track

no data

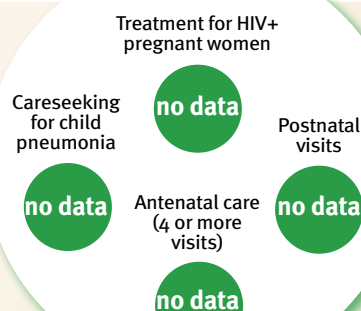
## Support and services for early childhood development: Nurturing care

Parents and caregivers need a facilitating environment of laws, policies, services and community support to assist them in providing their young children with nurturing care.

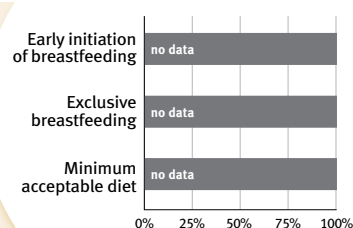
## Facilitating environments

Policies				
None	<14	14 – <18	18 – <26	≥26
Paid maternity leave (weeks)				
None	<14	14 – <18	18 – <26	≥26
Paid paternity leave (weeks)				
Not	Slightly	Moderately	Substantially	
International Code of Marketing of Breastmilk Substitutes (alignment)				
✓	National minimum wage			
✓	Child and family social protection			

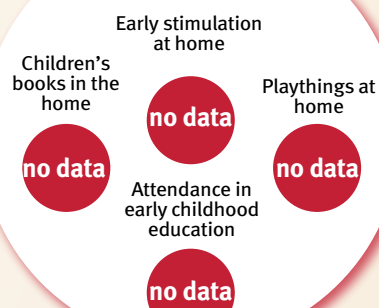
### Health



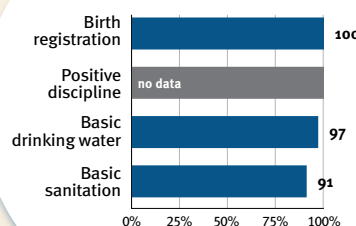
### Nutrition



### Early learning



### Security and safety



### Responsive caregiving

Public information about ECD  
Parental mental health  
Parent support (groups, home visits)  
Quality child day care



Comparative country data urgently needed

### International conventions

✓	Convention on the Rights of the Child
✓	Convention on the Rights of Persons with Disabilities
✓	CRC Optional Protocol on the Sale of Children, Child Prostitution and Child Pornography
✓	Hague Convention on Protection of Children and Cooperation in Respect of Intercountry Adoption



## Israel

## Countdown to 2030

Women's, Children's & Adolescents' Health

### Demographics

Population	8,655,541
Annual births	170,262
Children under 5	847,828 (10%)
Under-five mortality	4/1,000

### Threats to Early Childhood Development

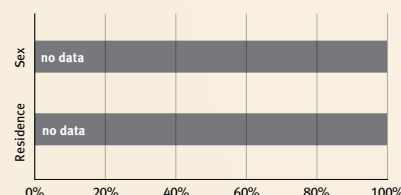
Maternal mortality	3/100,000	Young mothers (births by 18y)	no data
Low birthweight	8%	Preterm births	8%
Child poverty	no data	Under-five stunting	no data
Violent discipline	no data	Inadequate supervision	no data

### Young children at risk of poor development

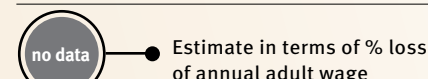


At risk in 2005, 2010 and 2015, using a composite indicator of under-five stunting or poverty

### Risk by sex and residence



### Lifetime cost of growth deficit in early childhood



### Children with functional difficulty

no data

### Children developmentally on-track

no data

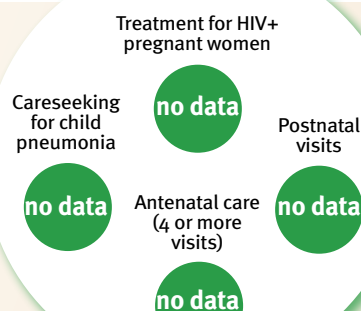
## Support and services for early childhood development: Nurturing care

Parents and caregivers need a facilitating environment of laws, policies, services and community support to assist them in providing their young children with nurturing care.

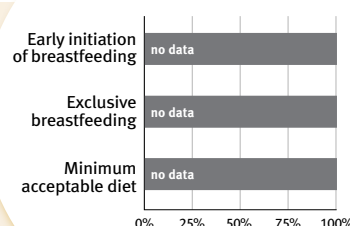
## Facilitating environments

Policies				
None	<14	14 – <18	18 – <26	≥26
Paid maternity leave (weeks)				
None	<14	14 – <18	18 – <26	≥26
Paid paternity leave (weeks)				
Not	Slightly	Moderately	Substantially	
International Code of Marketing of Breastmilk Substitutes (alignment)				
✓	National minimum wage			
✓	Child and family social protection			

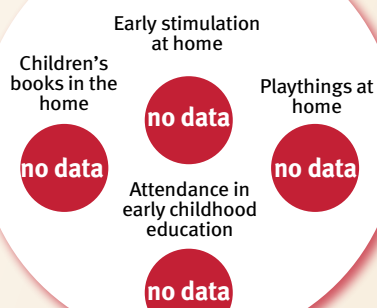
### Health



### Nutrition



### Early learning



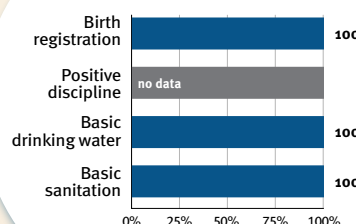
### Responsive caregiving

Public information about ECD  
Parental mental health  
Parent support (groups, home visits)  
Quality child day care



Comparative country data urgently needed

### Security and safety



### International conventions

✓	Convention on the Rights of the Child
✓	Convention on the Rights of Persons with Disabilities
✓	CRC Optional Protocol on the Sale of Children, Child Prostitution and Child Pornography
✓	Hague Convention on Protection of Children and Cooperation in Respect of Intercountry Adoption



## Italy

## Countdown to 2030

Women's, Children's & Adolescents' Health

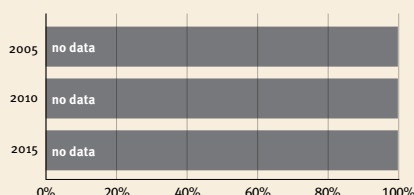
### Demographics

Population	60,461,828
Annual births	437,905
Children under 5	2,324,694 (4%)
Under-five mortality	3/1,000

### Threats to Early Childhood Development

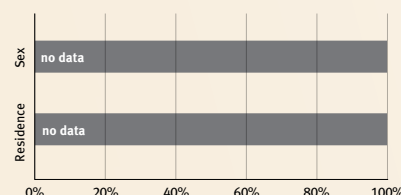
Maternal mortality	2/100,000	Young mothers (births by 18y)	no data
Low birthweight	7%	Preterm births	7%
Child poverty	no data	Under-five stunting	no data
Violent discipline	no data	Inadequate supervision	no data

### Young children at risk of poor development

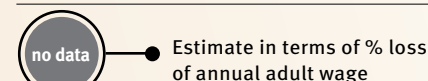


At risk in 2005, 2010 and 2015, using a composite indicator of under-five stunting or poverty

### Risk by sex and residence



### Lifetime cost of growth deficit in early childhood



### Children with functional difficulty

no data

### Children developmentally on-track

no data

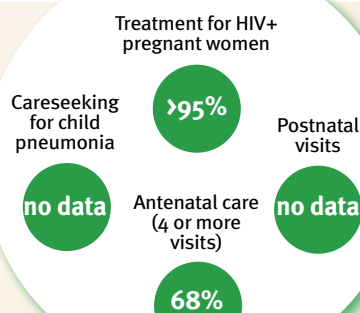
## Support and services for early childhood development: Nurturing care

Parents and caregivers need a facilitating environment of laws, policies, services and community support to assist them in providing their young children with nurturing care.

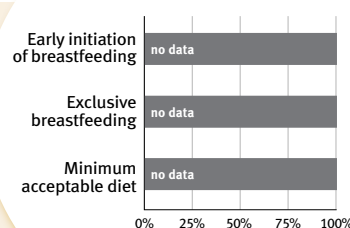
## Facilitating environments

Policies				
None	<14	14 – <18	18 – <26	≥26
Paid maternity leave (weeks)				
None	<14	14 – <18	18 – <26	≥26
Paid paternity leave (weeks)				
None	<14	14 – <18	18 – <26	≥26
International Code of Marketing of Breastmilk Substitutes (alignment)				
Not	Slightly	Moderately	Substantially	
no data	National minimum wage			
✓	Child and family social protection			

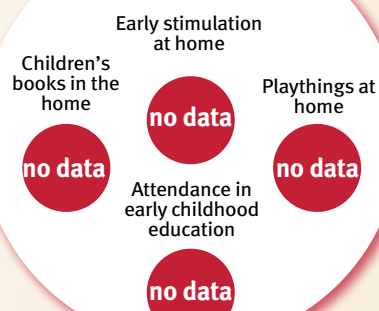
### Health



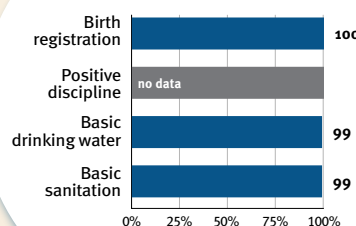
### Nutrition



### Early learning



### Security and safety



### Responsive caregiving

Public information about ECD  
Parental mental health  
Parent support (groups, home visits)  
Quality child day care



Comparative country data urgently needed

### International conventions

✓	Convention on the Rights of the Child
✓	Convention on the Rights of Persons with Disabilities
✓	CRC Optional Protocol on the Sale of Children, Child Prostitution and Child Pornography
✓	Hague Convention on Protection of Children and Cooperation in Respect of Intercountry Adoption



## Jamaica

*Countdown to 2030*

Women's, Children's & Adolescents' Health

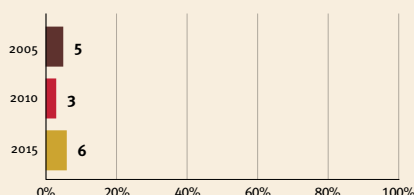
### Demographics

Population	2,961,161
Annual births	46,455
Children under 5	230,823 (8%)
Under-five mortality	14/1,000

### Threats to Early Childhood Development

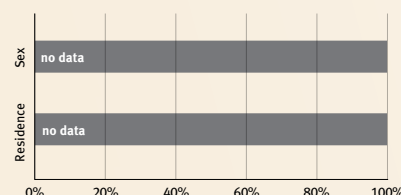
Maternal mortality	80/100,000	Young mothers (births by 18y)	15%
Low birthweight	15%	Preterm births	10%
Child poverty	no data	Under-five stunting	6%
Violent discipline	85%	Inadequate supervision	2%

### Young children at risk of poor development

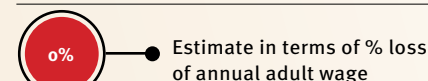


At risk in 2005, 2010 and 2015, using a composite indicator of under-five stunting or poverty

### Risk by sex and residence



### Lifetime cost of growth deficit in early childhood



### Children with functional difficulty

no data

### Children developmentally on-track

89%

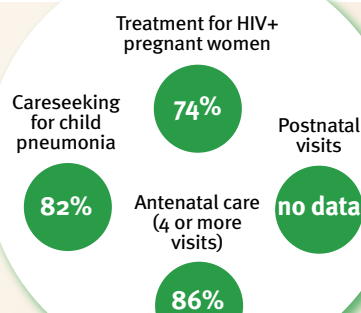
## Support and services for early childhood development: Nurturing care

Parents and caregivers need a facilitating environment of laws, policies, services and community support to assist them in providing their young children with nurturing care.

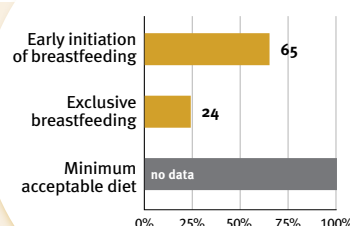
## Facilitating environments

Policies				
None	<14	14 – <18	18 – <26	≥26
Paid maternity leave (weeks)				
None	<14	14 – <18	18 – <26	≥26
Paid paternity leave (weeks)				
Not	Slightly	Moderately	Substantially	
International Code of Marketing of Breastmilk Substitutes (alignment)				
✓	National minimum wage			
✓	Child and family social protection			

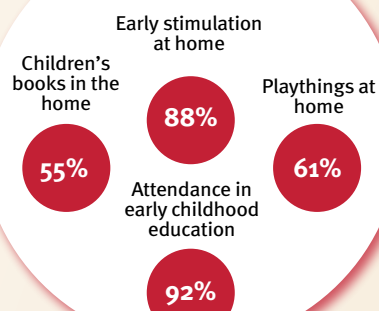
### Health



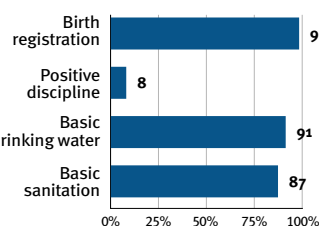
### Nutrition



### Early learning



### Security and safety



### Responsive caregiving

Public information about ECD  
Parental mental health  
Parent support (groups, home visits)  
Quality child day care

?

Comparative country data urgently needed

### International conventions

✓	Convention on the Rights of the Child
✓	Convention on the Rights of Persons with Disabilities
✓	CRC Optional Protocol on the Sale of Children, Child Prostitution and Child Pornography
✗	Hague Convention on Protection of Children and Cooperation in Respect of Intercountry Adoption



## Japan

## Countdown to 2030

Women's, Children's & Adolescents' Health

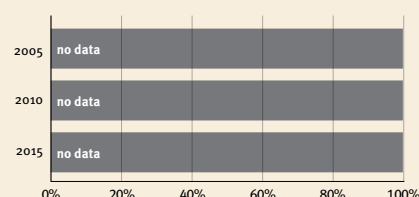
### Demographics

Population	126,476,458
Annual births	908,919
Children under 5	4,778,481 (4%)
Under-five mortality	2/1,000

### Threats to Early Childhood Development

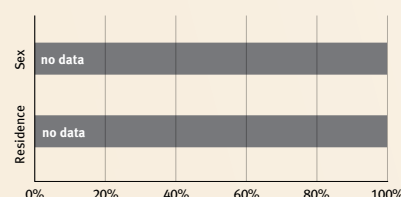
Maternal mortality	5/100,000	Young mothers (births by 18y)	no data
Low birthweight	9%	Preterm births	6%
Child poverty	no data	Under-five stunting	7%
Violent discipline	no data	Inadequate supervision	no data

### Young children at risk of poor development

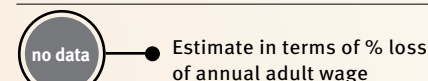


At risk in 2005, 2010 and 2015, using a composite indicator of under-five stunting or poverty

### Risk by sex and residence



### Lifetime cost of growth deficit in early childhood



### Children with functional difficulty

no data

### Children developmentally on-track

no data

## Support and services for early childhood development: Nurturing care

Parents and caregivers need a facilitating environment of laws, policies, services and community support to assist them in providing their young children with nurturing care.

## Facilitating environments

Policies				
None	<14	14 – <18	18 – <26	≥26
Paid maternity leave (weeks)				
None	<14	14 – <18	18 – <26	≥26
Paid paternity leave (weeks)				
Not	Slightly	Moderately	Substantially	
International Code of Marketing of Breastmilk Substitutes (alignment)				
✓	National minimum wage			
✗	Child and family social protection			

### Health

Treatment for HIV+ pregnant women

Careseeking for child pneumonia

no data

no data

Postnatal visits

no data

Antenatal care (4 or more visits)

no data

### Early learning

Early stimulation at home

Children's books in the home

no data

no data

Playthings at home

no data

Attendance in early childhood education

no data

### Nutrition

Early initiation of breastfeeding

no data

Exclusive breastfeeding

no data

Minimum acceptable diet

no data

0% 25% 50% 75% 100%

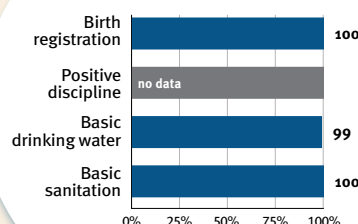
### Responsive caregiving

Public information about ECD  
Parental mental health  
Parent support (groups, home visits)  
Quality child day care

?

Comparative country data urgently needed

### Security and safety



### International conventions

✓	Convention on the Rights of the Child
✓	Convention on the Rights of Persons with Disabilities
✓	CRC Optional Protocol on the Sale of Children, Child Prostitution and Child Pornography
✗	Hague Convention on Protection of Children and Cooperation in Respect of Intercountry Adoption





## Jordan

## Countdown to 2030

Women's, Children's & Adolescents' Health

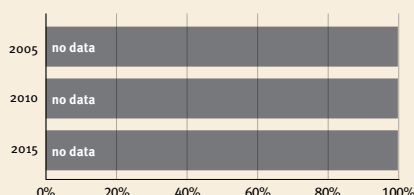
### Demographics

Population	10,203,140
Annual births	213,830
Children under 5	1,058,122 (10%)
Under-five mortality	16/1,000

### Threats to Early Childhood Development

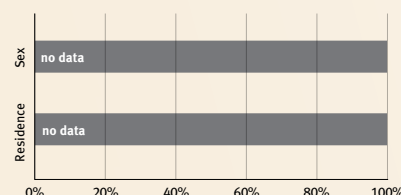
Maternal mortality	46/100,000	Young mothers (births by 18y)	5%
Low birthweight	14%	Preterm births	14%
Child poverty	no data	Under-five stunting	8%
Violent discipline	80%	Inadequate supervision	16%

### Young children at risk of poor development

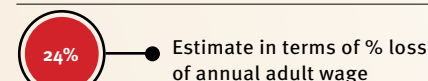


At risk in 2005, 2010 and 2015, using a composite indicator of under-five stunting or poverty

### Risk by sex and residence



### Lifetime cost of growth deficit in early childhood



### Children with functional difficulty

no data

### Children developmentally on-track

71%

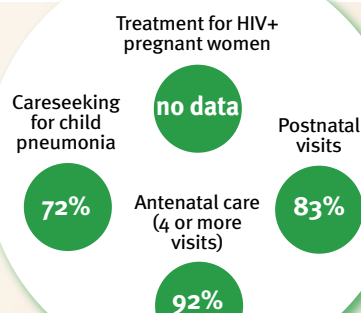
## Support and services for early childhood development: Nurturing care

Parents and caregivers need a facilitating environment of laws, policies, services and community support to assist them in providing their young children with nurturing care.

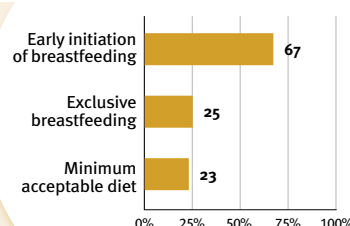
## Facilitating environments

Policies				
None	<14	14 – <18	18 – <26	≥26
Paid maternity leave (weeks)				
None	<14	14 – <18	18 – <26	≥26
Paid paternity leave (weeks)				
Not	Slightly	Moderately	Substantially	
International Code of Marketing of Breastmilk Substitutes (alignment)				
✓	National minimum wage			
✗	Child and family social protection			

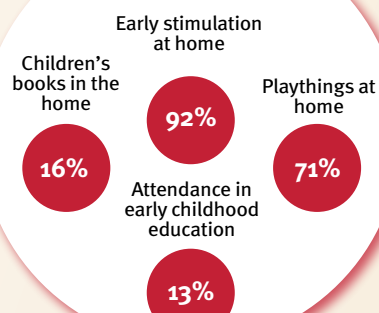
### Health



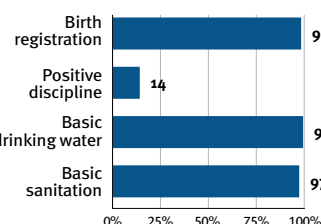
### Nutrition



### Early learning



### Security and safety



### Responsive caregiving

Public information about ECD  
Parental mental health  
Parent support (groups, home visits)  
Quality child day care

?

Comparative country data urgently needed

### International conventions

✓	Convention on the Rights of the Child
✓	Convention on the Rights of Persons with Disabilities
✓	CRC Optional Protocol on the Sale of Children, Child Prostitution and Child Pornography
✗	Hague Convention on Protection of Children and Cooperation in Respect of Intercountry Adoption



## Kazakhstan

*Countdown to 2030*

Women's, Children's & Adolescents' Health

### Demographics

Population	18,776,707
Annual births	368,121
Children under 5	1,920,184 (10%)
Under-five mortality	10/1,000

### Threats to Early Childhood Development

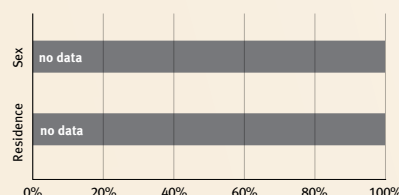
Maternal mortality	10/100,000	Young mothers (births by 18y)	2%
Low birthweight	5%	Preterm births	9%
Child poverty	no data	Under-five stunting	8%
Violent discipline	46%	Inadequate supervision	5%

### Young children at risk of poor development

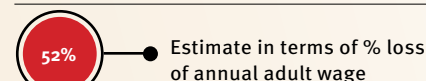


At risk in 2005, 2010 and 2015, using a composite indicator of under-five stunting or poverty

### Risk by sex and residence



### Lifetime cost of growth deficit in early childhood



### Children with functional difficulty

no data

### Children developmentally on-track

86%

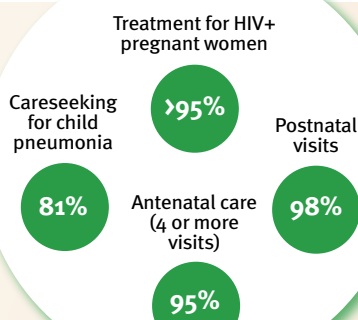
## Support and services for early childhood development: Nurturing care

Parents and caregivers need a facilitating environment of laws, policies, services and community support to assist them in providing their young children with nurturing care.

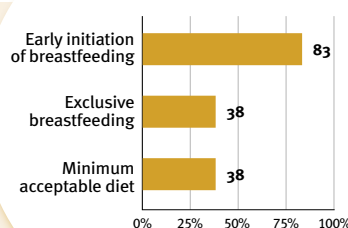
## Facilitating environments

Policies				
None	<14	14 – <18	18 – <26	≥26
Paid maternity leave (weeks)				
None	<14	14 – <18	18 – <26	≥26
Paid paternity leave (weeks)				
Not	Slightly	Moderately	Substantially	
International Code of Marketing of Breastmilk Substitutes (alignment)				
✓	National minimum wage			
✓	Child and family social protection			


### Health



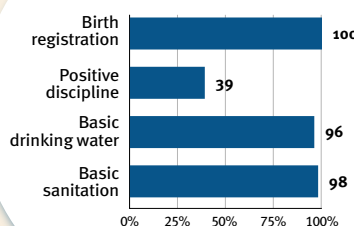
### Nutrition



### Early learning



### Security and safety



### Responsive caregiving

Public information about ECD  
Parental mental health  
Parent support (groups, home visits)  
Quality child day care

?

Comparative country data urgently needed

### International conventions

✓	Convention on the Rights of the Child
✓	Convention on the Rights of Persons with Disabilities
✓	CRC Optional Protocol on the Sale of Children, Child Prostitution and Child Pornography
✓	Hague Convention on Protection of Children and Cooperation in Respect of Intercountry Adoption



## Kenya

## Countdown to 2030

Women's, Children's & Adolescents' Health

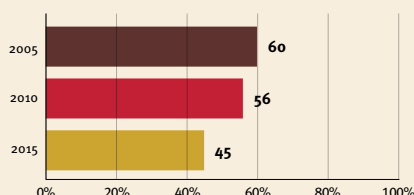
### Demographics

Population	53,771,300
Annual births	1,505,629
Children under 5	7,044,364 (13%)
Under-five mortality	43/1,000

### Threats to Early Childhood Development

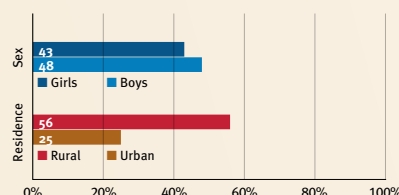
Maternal mortality	342/100,000	Young mothers (births by 18y)	23%
Low birthweight	11%	Preterm births	12%
Child poverty	29%	Under-five stunting	26%
Violent discipline	no data	Inadequate supervision	no data

### Young children at risk of poor development

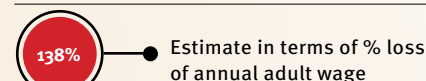


At risk in 2005, 2010 and 2015, using a composite indicator of under-five stunting or poverty

### Risk by sex and residence



### Lifetime cost of growth deficit in early childhood



### Children with functional difficulty

no data

### Children developmentally on-track

no data

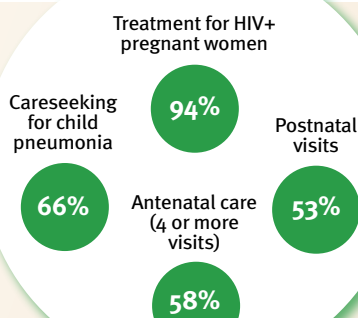
## Support and services for early childhood development: Nurturing care

Parents and caregivers need a facilitating environment of laws, policies, services and community support to assist them in providing their young children with nurturing care.

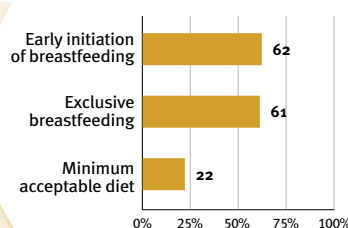
## Facilitating environments

Policies				
None	<14	14 – <18	18 – <26	≥26
Paid maternity leave (weeks)				
None	<14	14 – <18	18 – <26	≥26
Paid paternity leave (weeks)				
Not	Slightly	Moderately	Substantially	
International Code of Marketing of Breastmilk Substitutes (alignment)				
✓	National minimum wage			
✗	Child and family social protection			


### Health



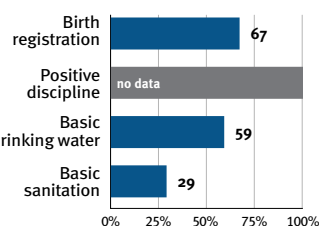
### Nutrition



### Early learning



### Security and safety



### Responsive caregiving

Public information about ECD  
Parental mental health  
Parent support (groups, home visits)  
Quality child day care



Comparative country data urgently needed

### International conventions

✓	Convention on the Rights of the Child
✓	Convention on the Rights of Persons with Disabilities
✓	CRC Optional Protocol on the Sale of Children, Child Prostitution and Child Pornography
✓	Hague Convention on Protection of Children and Cooperation in Respect of Intercountry Adoption



## Kiribati

*Countdown to 2030*

Women's, Children's & Adolescents' Health

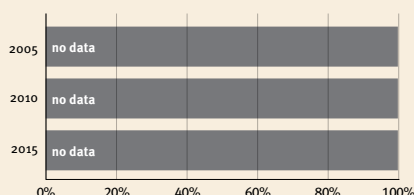
### Demographics

Population	119,446
Annual births	3,233
Children under 5	15,160 (13%)
Under-five mortality	51/1,000

### Threats to Early Childhood Development

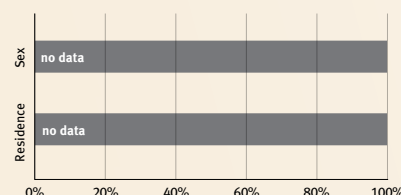
Maternal mortality	92/100,000	Young mothers (births by 18y)	9%
Low birthweight	no data	Preterm births	10%
Child poverty	no data	Under-five stunting	34%
Violent discipline	no data	Inadequate supervision	no data

### Young children at risk of poor development

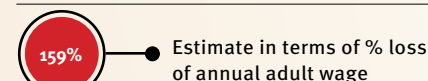


At risk in 2005, 2010 and 2015, using a composite indicator of under-five stunting or poverty

### Risk by sex and residence



### Lifetime cost of growth deficit in early childhood



### Children with functional difficulty

13%

### Children developmentally on-track

no data

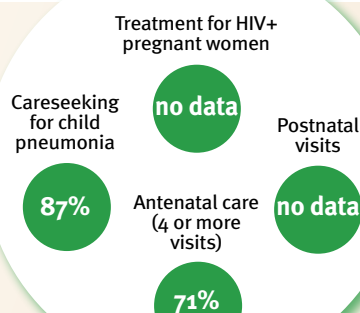
## Support and services for early childhood development: Nurturing care

Parents and caregivers need a facilitating environment of laws, policies, services and community support to assist them in providing their young children with nurturing care.

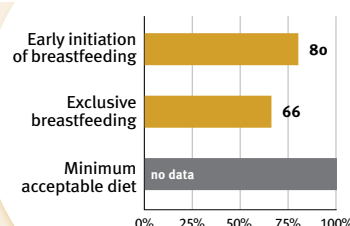
## Facilitating environments

Policies				
None	<14	14 – <18	18 – <26	≥26
Paid maternity leave (weeks)				
None	<14	14 – <18	18 – <26	≥26
Paid paternity leave (weeks)				
Not	Slightly	Moderately	Substantially	
International Code of Marketing of Breastmilk Substitutes (alignment)				
X	National minimum wage			
X	Child and family social protection			

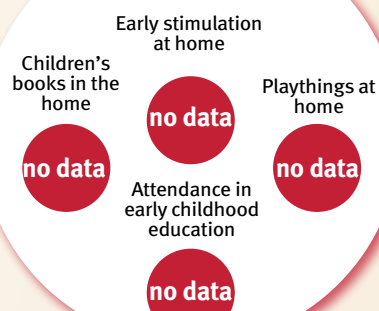
### Health



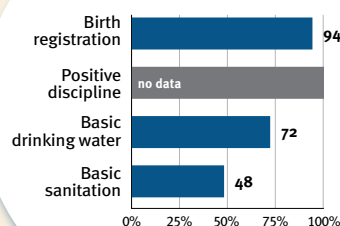
### Nutrition



### Early learning



### Security and safety



### Responsive caregiving

Public information about ECD  
Parental mental health  
Parent support (groups, home visits)  
Quality child day care



Comparative country data urgently needed

### International conventions

✓	Convention on the Rights of the Child
✓	Convention on the Rights of Persons with Disabilities
✓	CRC Optional Protocol on the Sale of Children, Child Prostitution and Child Pornography
X	Hague Convention on Protection of Children and Cooperation in Respect of Intercountry Adoption



## Kuwait

## Countdown to 2030

Women's, Children's & Adolescents' Health

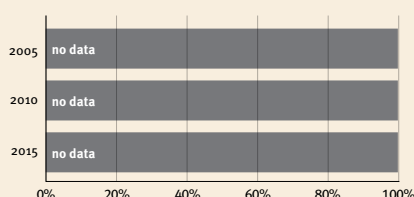
### Demographics

Population	4,270,563
Annual births	53,768
Children under 5	289,689 (7%)
Under-five mortality	8/1,000

### Threats to Early Childhood Development

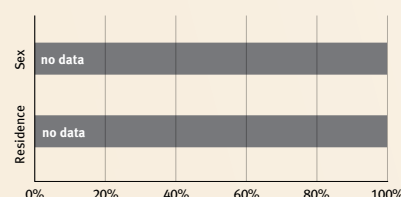
Maternal mortality	12/100,000	Young mothers (births by 18y)	no data
Low birthweight	10%	Preterm births	11%
Child poverty	no data	Under-five stunting	6%
Violent discipline	no data	Inadequate supervision	no data

### Young children at risk of poor development

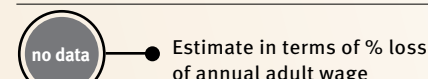


At risk in 2005, 2010 and 2015, using a composite indicator of under-five stunting or poverty

### Risk by sex and residence



### Lifetime cost of growth deficit in early childhood



### Children with functional difficulty

no data

### Children developmentally on-track

no data

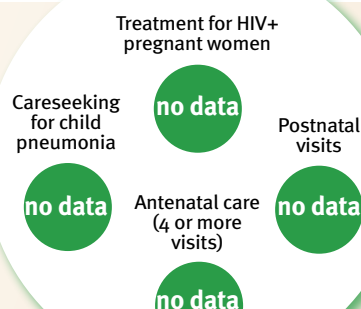
## Support and services for early childhood development: Nurturing care

Parents and caregivers need a facilitating environment of laws, policies, services and community support to assist them in providing their young children with nurturing care.

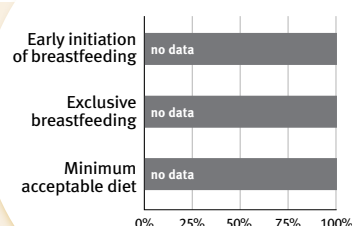
## Facilitating environments

Policies				
None	<14	14 – <18	18 – <26	≥26
Paid maternity leave (weeks)				
None	<14	14 – <18	18 – <26	≥26
Paid paternity leave (weeks)				
Not	Slightly	Moderately	Substantially	
International Code of Marketing of Breastmilk Substitutes (alignment)				
✓	National minimum wage			
✗	Child and family social protection			

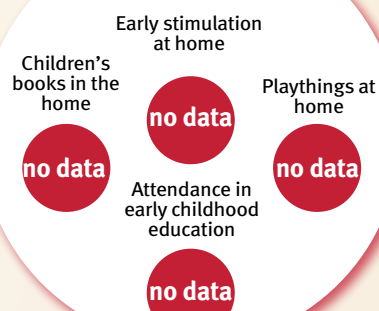
### Health



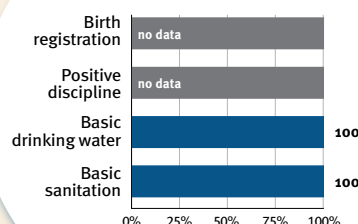
### Nutrition



### Early learning



### Security and safety



### Responsive caregiving

Public information about ECD  
Parental mental health  
Parent support (groups, home visits)  
Quality child day care



Comparative country data urgently needed

### International conventions

✓	Convention on the Rights of the Child
✓	Convention on the Rights of Persons with Disabilities
✓	CRC Optional Protocol on the Sale of Children, Child Prostitution and Child Pornography
✗	Hague Convention on Protection of Children and Cooperation in Respect of Intercountry Adoption





## Kyrgyzstan

*Countdown to 2030*

Women's, Children's & Adolescents' Health

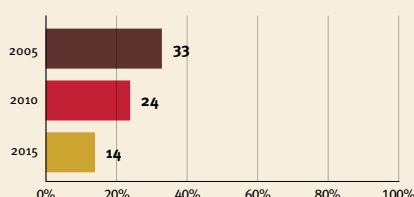
### Demographics

Population	6,524,191
Annual births	150,543
Children under 5	760,255 (12%)
Under-five mortality	18/1,000

### Threats to Early Childhood Development

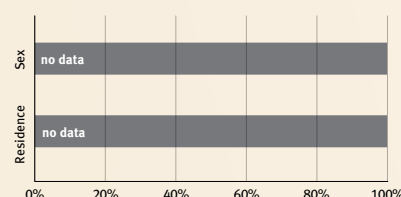
Maternal mortality	60/100,000	Young mothers (births by 18y)	3%
Low birthweight	6%	Preterm births	10%
Child poverty	1%	Under-five stunting	12%
Violent discipline	64%	Inadequate supervision	8%

### Young children at risk of poor development

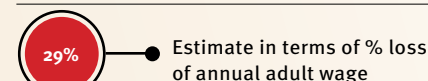


At risk in 2005, 2010 and 2015, using a composite indicator of under-five stunting or poverty

### Risk by sex and residence



### Lifetime cost of growth deficit in early childhood



### Children with functional difficulty

1%

### Children developmentally on-track

72%

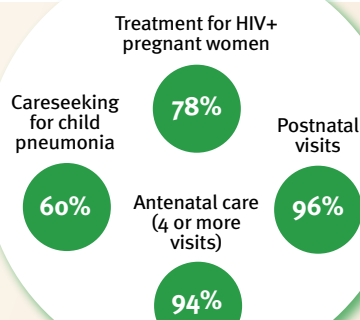
## Support and services for early childhood development: Nurturing care

Parents and caregivers need a facilitating environment of laws, policies, services and community support to assist them in providing their young children with nurturing care.

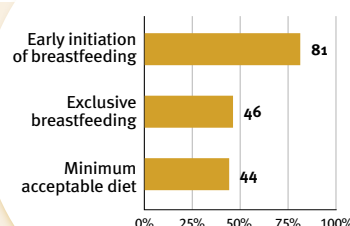
## Facilitating environments

Policies				
None	<14	14 – <18	18 – <26	≥26
Paid maternity leave (weeks)				
None	<14	14 – <18	18 – <26	≥26
Paid paternity leave (weeks)				
Not	Slightly	Moderately	Substantially	
International Code of Marketing of Breastmilk Substitutes (alignment)				
no data	National minimum wage			
✓	Child and family social protection			

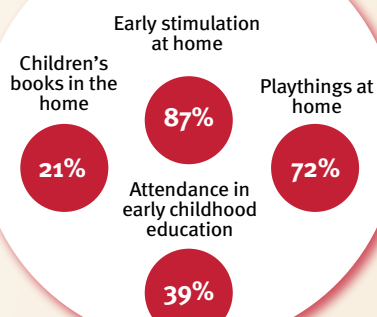
### Health



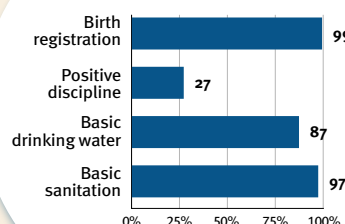
### Nutrition



### Early learning



### Security and safety



### Responsive caregiving

Public information about ECD  
Parental mental health  
Parent support (groups, home visits)  
Quality child day care

?

Comparative country data urgently needed

### International conventions

✓	Convention on the Rights of the Child
✓	Convention on the Rights of Persons with Disabilities
✓	CRC Optional Protocol on the Sale of Children, Child Prostitution and Child Pornography
✓	Hague Convention on Protection of Children and Cooperation in Respect of Intercountry Adoption

## Countdown to 2030



## Latvia

## Countdown to 2030

Women's, Children's & Adolescents' Health

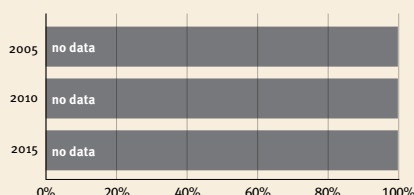
### Demographics

Population	1,886,202
Annual births	19,658
Children under 5	114,020 (6%)
Under-five mortality	4/1,000

### Threats to Early Childhood Development

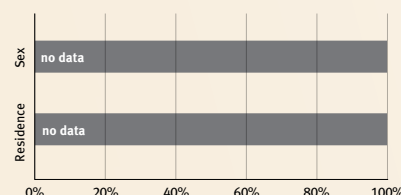
Maternal mortality	19/100,000	Young mothers (births by 18y)	no data
Low birthweight	5%	Preterm births	5%
Child poverty	no data	Under-five stunting	no data
Violent discipline	no data	Inadequate supervision	no data

### Young children at risk of poor development

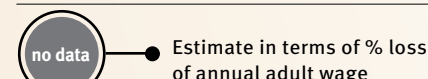


At risk in 2005, 2010 and 2015, using a composite indicator of under-five stunting or poverty

### Risk by sex and residence



### Lifetime cost of growth deficit in early childhood



### Children with functional difficulty

no data

### Children developmentally on-track

no data

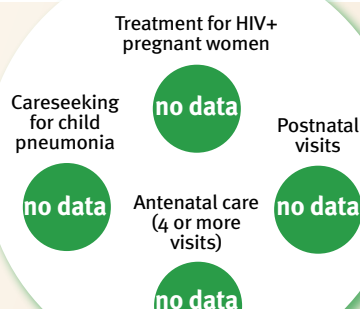
## Support and services for early childhood development: Nurturing care

Parents and caregivers need a facilitating environment of laws, policies, services and community support to assist them in providing their young children with nurturing care.

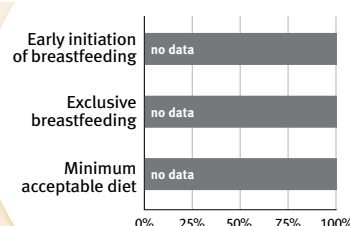
## Facilitating environments

Policies				
None	<14	14 – <18	18 – <26	≥26
Paid maternity leave (weeks)				
None	<14	14 – <18	18 – <26	≥26
Paid paternity leave (weeks)				
Not	Slightly	Moderately	Substantially	
International Code of Marketing of Breastmilk Substitutes (alignment)				
✓	National minimum wage			
✓	Child and family social protection			

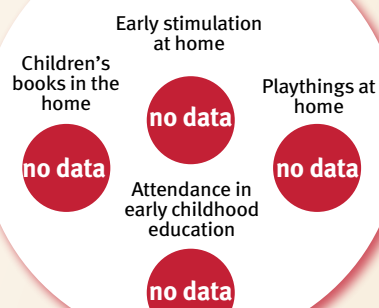
### Health



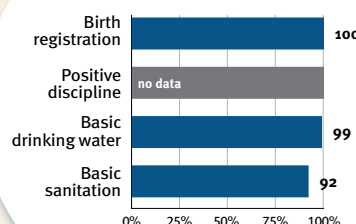
### Nutrition



### Early learning



### Security and safety



### Responsive caregiving

Public information about ECD  
Parental mental health  
Parent support (groups, home visits)  
Quality child day care



Comparative country data urgently needed

### International conventions

✓	Convention on the Rights of the Child
✓	Convention on the Rights of Persons with Disabilities
✓	CRC Optional Protocol on the Sale of Children, Child Prostitution and Child Pornography
✓	Hague Convention on Protection of Children and Cooperation in Respect of Intercountry Adoption



## Lebanon

**Countdown to 2030**

Women's, Children's & Adolescents' Health

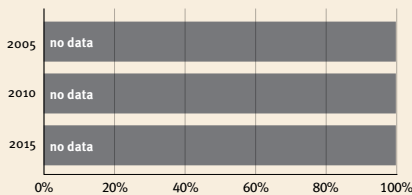
### Demographics

Population	6,825,442
Annual births	115,701
Children under 5	566,127 (8%)
Under-five mortality	7/1,000

### Threats to Early Childhood Development

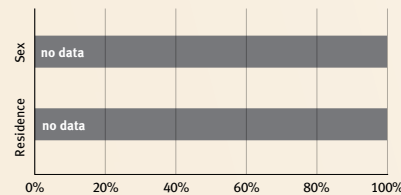
Maternal mortality	29/100,000	Young mothers (births by 18y)	no data
Low birthweight	9%	Preterm births	8%
Child poverty	no data	Under-five stunting	17%
Violent discipline	85%	Inadequate supervision	9%

### Young children at risk of poor development

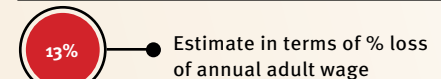


At risk in 2005, 2010 and 2015, using a composite indicator of under-five stunting or poverty

### Risk by sex and residence



### Lifetime cost of growth deficit in early childhood



### Children with functional difficulty

no data

### Children developmentally on-track

no data

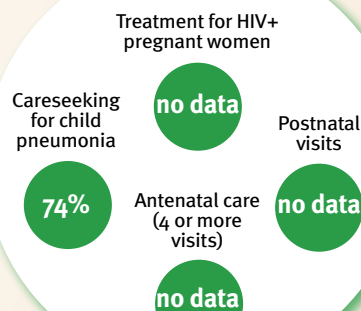
## Support and services for early childhood development: Nurturing care

Parents and caregivers need a facilitating environment of laws, policies, services and community support to assist them in providing their young children with nurturing care.

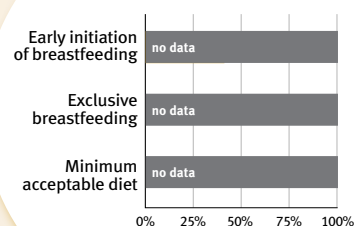
## Facilitating environments

Policies				
None	<14	14 – <18	18 – <26	≥26
Paid maternity leave (weeks)				
None	<14	14 – <18	18 – <26	≥26
Paid paternity leave (weeks)				
Not	Slightly	Moderately	Substantially	
International Code of Marketing of Breastmilk Substitutes (alignment)				
✓	National minimum wage			
✗	Child and family social protection			


### Health



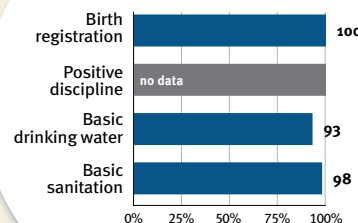
### Nutrition



### Early learning



### Security and safety



### Responsive caregiving

Public information about ECD  
Parental mental health  
Parent support (groups, home visits)  
Quality child day care

?

Comparative country data urgently needed

### International conventions

✓	Convention on the Rights of the Child
✓	Convention on the Rights of Persons with Disabilities
✓	CRC Optional Protocol on the Sale of Children, Child Prostitution and Child Pornography
✗	Hague Convention on Protection of Children and Cooperation in Respect of Intercountry Adoption



## Lesotho

## Countdown to 2030

Women's, Children's & Adolescents' Health

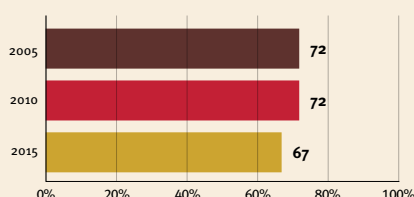
### Demographics

Population	2,142,252
Annual births	55,669
Children under 5	253,513 (12%)
Under-five mortality	86/1,000

### Threats to Early Childhood Development

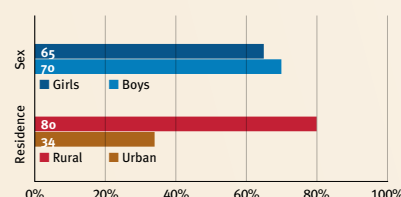
Maternal mortality	544/100,000	Young mothers (births by 18y)	14%
Low birthweight	15%	Preterm births	12%
Child poverty	54%	Under-five stunting	35%
Violent discipline	83%	Inadequate supervision	17%

### Young children at risk of poor development

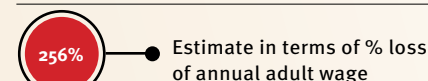


At risk in 2005, 2010 and 2015, using a composite indicator of under-five stunting or poverty

### Risk by sex and residence



### Lifetime cost of growth deficit in early childhood



### Children with functional difficulty

8%

### Children developmentally on-track

73%

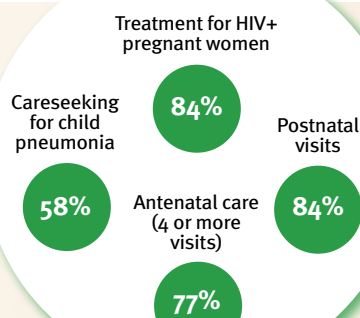
## Support and services for early childhood development: Nurturing care

Parents and caregivers need a facilitating environment of laws, policies, services and community support to assist them in providing their young children with nurturing care.

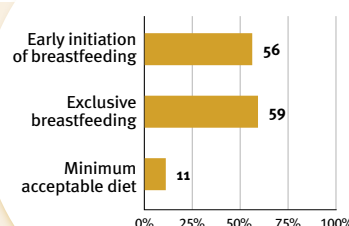
## Facilitating environments

Policies				
None	<14	14 – <18	18 – <26	≥26
Paid maternity leave (weeks)				
None	<14	14 – <18	18 – <26	≥26
Paid paternity leave (weeks)				
Not	Slightly	Moderately	Substantially	
International Code of Marketing of Breastmilk Substitutes (alignment)				
✓	National minimum wage			
✗	Child and family social protection			

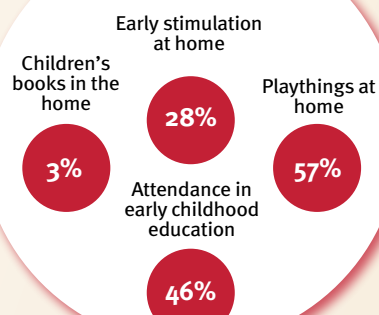
### Health



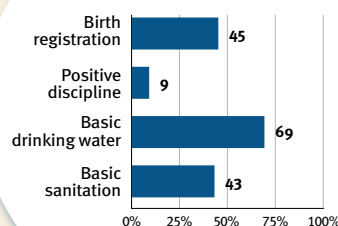
### Nutrition



### Early learning



### Security and safety



### Responsive caregiving

Public information about ECD  
Parental mental health  
Parent support (groups, home visits)  
Quality child day care

?

Comparative country data urgently needed

### International conventions

✓	Convention on the Rights of the Child
✓	Convention on the Rights of Persons with Disabilities
✓	CRC Optional Protocol on the Sale of Children, Child Prostitution and Child Pornography
✓	Hague Convention on Protection of Children and Cooperation in Respect of Intercountry Adoption







## Libya

**Countdown to 2030**

Women's, Children's & Adolescents' Health

### Demographics

Population	6,871,287
Annual births	122,062
Children under 5	623,998 (9%)
Under-five mortality	12/1,000

### Threats to Early Childhood Development

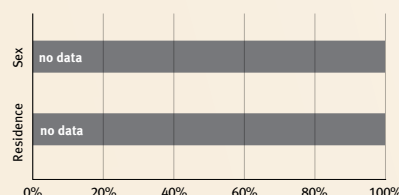
Maternal mortality	72/100,000	Young mothers (births by 18y)	no data
Low birthweight	no data	Preterm births	8%
Child poverty	no data	Under-five stunting	38%
Violent discipline	no data	Inadequate supervision	no data

### Young children at risk of poor development

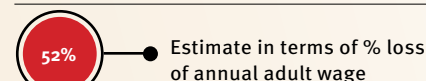


At risk in 2005, 2010 and 2015, using a composite indicator of under-five stunting or poverty

### Risk by sex and residence



### Lifetime cost of growth deficit in early childhood



### Children with functional difficulty

no data

### Children developmentally on-track

no data

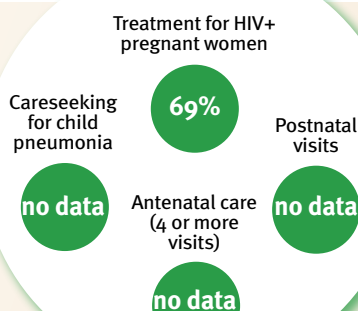
## Support and services for early childhood development: Nurturing care

Parents and caregivers need a facilitating environment of laws, policies, services and community support to assist them in providing their young children with nurturing care.

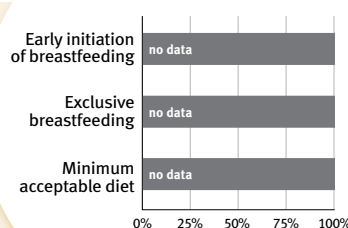
## Facilitating environments

Policies				
None	<14	14 – <18	18 – <26	≥26
Paid maternity leave (weeks)				
None	<14	14 – <18	18 – <26	≥26
Paid paternity leave (weeks)				
Not	Slightly	Moderately	Substantially	
International Code of Marketing of Breastmilk Substitutes (alignment)				
✓	National minimum wage			
✓	Child and family social protection			


### Health



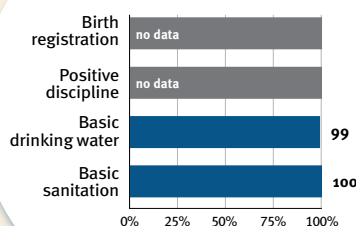
### Nutrition



### Early learning



### Security and safety



### Responsive caregiving

Public information about ECD  
Parental mental health  
Parent support (groups, home visits)  
Quality child day care



Comparative country data urgently needed

### International conventions

✓	Convention on the Rights of the Child
✓	Convention on the Rights of Persons with Disabilities
✓	CRC Optional Protocol on the Sale of Children, Child Prostitution and Child Pornography
✗	Hague Convention on Protection of Children and Cooperation in Respect of Intercountry Adoption



## Liechtenstein

*Countdown to 2030*

Women's, Children's & Adolescents' Health

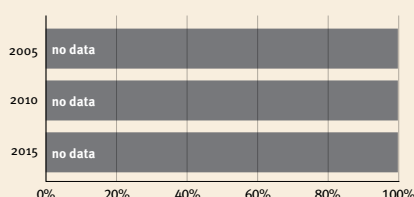
### Demographics

Population	38,137
Annual births	no data
Children under 5	no data (no data)
Under-five mortality	no data/1,000

### Threats to Early Childhood Development

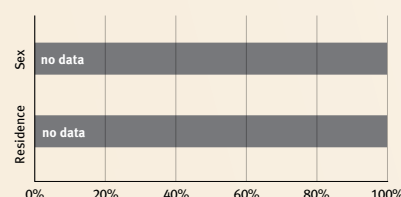
Maternal mortality	no data/100,000	Young mothers (births by 18y)	no data
Low birthweight	no data	Preterm births	no data
Child poverty	no data	Under-five stunting	no data
Violent discipline	no data	Inadequate supervision	no data

### Young children at risk of poor development

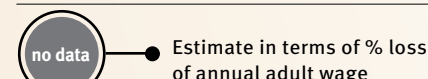


At risk in 2005, 2010 and 2015, using a composite indicator of under-five stunting or poverty

### Risk by sex and residence



### Lifetime cost of growth deficit in early childhood



### Children with functional difficulty

no data

### Children developmentally on-track

no data

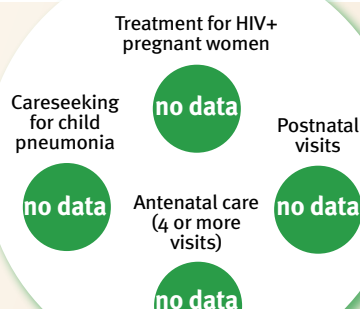
## Support and services for early childhood development: Nurturing care

Parents and caregivers need a facilitating environment of laws, policies, services and community support to assist them in providing their young children with nurturing care.

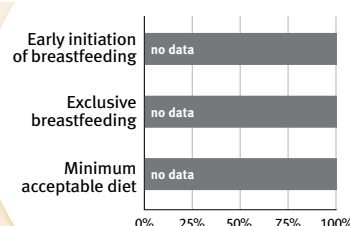
## Facilitating environments

Policies				
None	<14	14 – <18	18 – <26	≥26
Paid maternity leave (weeks)				
None	<14	14 – <18	18 – <26	≥26
Paid paternity leave (weeks)				
no data				
International Code of Marketing of Breastmilk Substitutes (alignment)				
no data	National minimum wage			
✓	Child and family social protection			

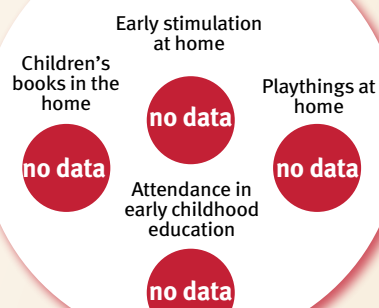
### Health



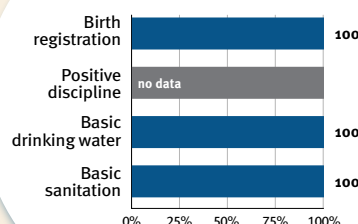
### Nutrition



### Early learning



### Security and safety



### Responsive caregiving

Public information about ECD  
Parental mental health  
Parent support (groups, home visits)  
Quality child day care



Comparative country data urgently needed

### International conventions

✓	Convention on the Rights of the Child
✓	Convention on the Rights of Persons with Disabilities
✓	CRC Optional Protocol on the Sale of Children, Child Prostitution and Child Pornography
✓	Hague Convention on Protection of Children and Cooperation in Respect of Intercountry Adoption



## Lithuania

*Countdown to 2030*

Women's, Children's & Adolescents' Health

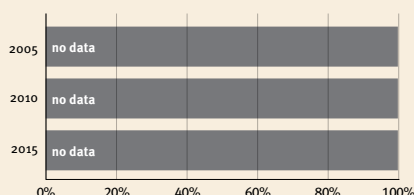
### Demographics

Population	2,722,291
Annual births	27,758
Children under 5	145,118 (5%)
Under-five mortality	4/1,000

### Threats to Early Childhood Development

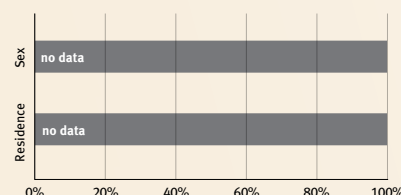
Maternal mortality	8/100,000	Young mothers (births by 18y)	no data
Low birthweight	5%	Preterm births	6%
Child poverty	no data	Under-five stunting	no data
Violent discipline	no data	Inadequate supervision	no data

### Young children at risk of poor development

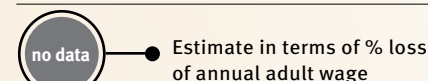


At risk in 2005, 2010 and 2015, using a composite indicator of under-five stunting or poverty

### Risk by sex and residence



### Lifetime cost of growth deficit in early childhood



### Children with functional difficulty

no data

### Children developmentally on-track

no data

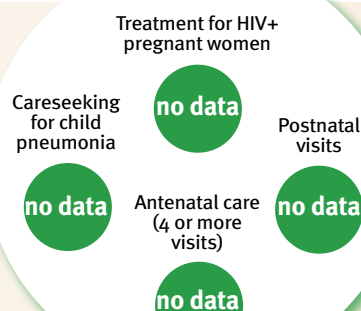
## Support and services for early childhood development: Nurturing care

Parents and caregivers need a facilitating environment of laws, policies, services and community support to assist them in providing their young children with nurturing care.

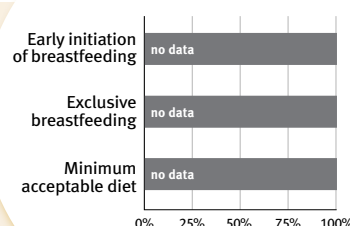
## Facilitating environments

Policies				
None	<14	14 – <18	18 – <26	≥26
Paid maternity leave (weeks)				
None	<14	14 – <18	18 – <26	≥26
Paid paternity leave (weeks)				
Not	Slightly	Moderately	Substantially	
International Code of Marketing of Breastmilk Substitutes (alignment)				
✓	National minimum wage			
✓	Child and family social protection			

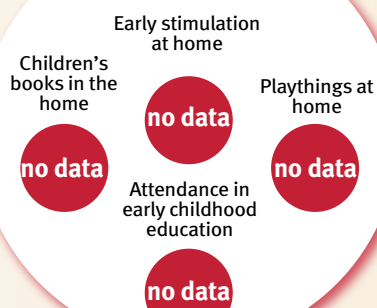
### Health



### Nutrition



### Early learning



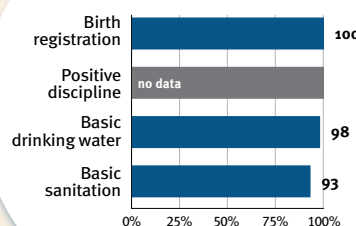
### Responsive caregiving

Public information about ECD  
Parental mental health  
Parent support (groups, home visits)  
Quality child day care



Comparative country data urgently needed

### Security and safety



### International conventions

✓	Convention on the Rights of the Child
✓	Convention on the Rights of Persons with Disabilities
✓	CRC Optional Protocol on the Sale of Children, Child Prostitution and Child Pornography
✓	Hague Convention on Protection of Children and Cooperation in Respect of Intercountry Adoption



## Luxembourg

*Countdown to 2030*

Women's, Children's & Adolescents' Health

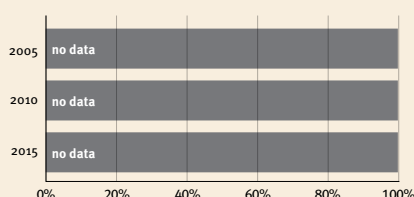
### Demographics

Population	625,976
Annual births	6,496
Children under 5	33,249 (5%)
Under-five mortality	3/1,000

### Threats to Early Childhood Development

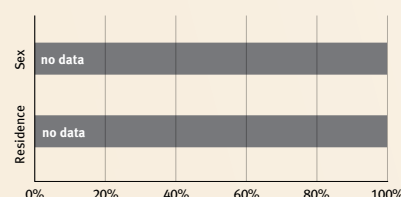
Maternal mortality	5/100,000	Young mothers (births by 18y)	no data
Low birthweight	7%	Preterm births	8%
Child poverty	no data	Under-five stunting	no data
Violent discipline	no data	Inadequate supervision	no data

### Young children at risk of poor development

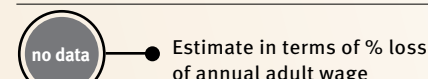


At risk in 2005, 2010 and 2015, using a composite indicator of under-five stunting or poverty

### Risk by sex and residence



### Lifetime cost of growth deficit in early childhood



### Children with functional difficulty

no data

### Children developmentally on-track

no data

## Support and services for early childhood development: Nurturing care

Parents and caregivers need a facilitating environment of laws, policies, services and community support to assist them in providing their young children with nurturing care.

## Facilitating environments

Policies				
None	<14	14 – <18	18 – <26	≥26
Paid maternity leave (weeks)				
None	<14	14 – <18	18 – <26	≥26
Paid paternity leave (weeks)				
None	<14	14 – <18	18 – <26	≥26
International Code of Marketing of Breastmilk Substitutes (alignment)				
Not	Slightly	Moderately	Substantially	
✓	✓	✓	✓	✓
National minimum wage				
Child and family social protection				

### Health

Treatment for HIV+ pregnant women

Careseeking for child pneumonia

no data

Antenatal care (4 or more visits)

97%

Postnatal visits

no data

### Early learning

Early stimulation at home

Children's books in the home

no data

Attendance in early childhood education

no data

Playthings at home

no data

### Nutrition

Early initiation of breastfeeding

no data

Exclusive breastfeeding

no data

Minimum acceptable diet

no data

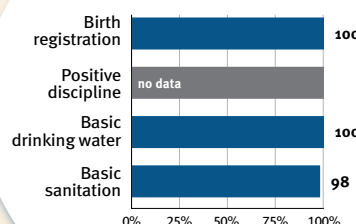
### Responsive caregiving

Public information about ECD  
Parental mental health  
Parent support (groups, home visits)  
Quality child day care

?

Comparative country data urgently needed

### Security and safety



### International conventions

✓	Convention on the Rights of the Child
✓	Convention on the Rights of Persons with Disabilities
✓	CRC Optional Protocol on the Sale of Children, Child Prostitution and Child Pornography
✓	Hague Convention on Protection of Children and Cooperation in Respect of Intercountry Adoption





# Madagascar

*Countdown to 2030*

Women's, Children's & Adolescents' Health

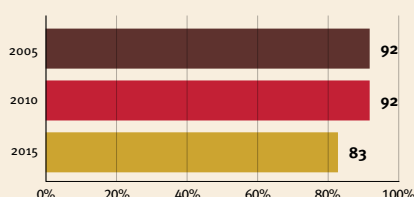
## Demographics

Population	27,691,019
Annual births	891,753
Children under 5	4,109,427 (15%)
Under-five mortality	51/1,000

## Threats to Early Childhood Development

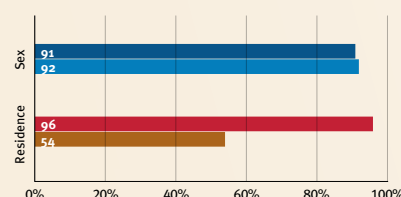
Maternal mortality	335/100,000	Young mothers (births by 18y)	36%
Low birthweight	17%	Preterm births	14%
Child poverty	86%	Under-five stunting	42%
Violent discipline	88%	Inadequate supervision	34%

## Young children at risk of poor development

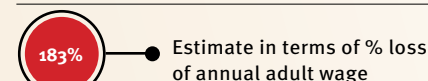


At risk in 2005, 2010 and 2015, using a composite indicator of under-five stunting or poverty

## Risk by sex and residence



## Lifetime cost of growth deficit in early childhood



## Children with functional difficulty

10%

## Children developmentally on-track

67%

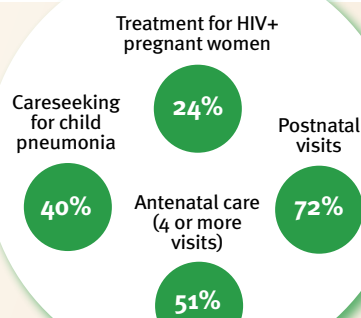
## Support and services for early childhood development: Nurturing care

Parents and caregivers need a facilitating environment of laws, policies, services and community support to assist them in providing their young children with nurturing care.

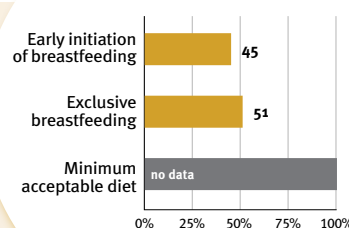
## Facilitating environments

Policies				
None	<14	14 – <18	18 – <26	≥26
Paid maternity leave (weeks)				
None	<14	14 – <18	18 – <26	≥26
Paid paternity leave (weeks)				
Not	Slightly	Moderately	Substantially	
International Code of Marketing of Breastmilk Substitutes (alignment)				
✓	National minimum wage			
✗	Child and family social protection			


## Health



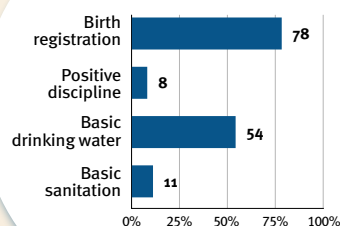
## Nutrition



## Early learning



## Security and safety



## Responsive caregiving

Public information about ECD  
Parental mental health  
Parent support (groups, home visits)  
Quality child day care



Comparative country data urgently needed

## International conventions

✓	Convention on the Rights of the Child
✓	Convention on the Rights of Persons with Disabilities
✓	CRC Optional Protocol on the Sale of Children, Child Prostitution and Child Pornography
✓	Hague Convention on Protection of Children and Cooperation in Respect of Intercountry Adoption



## Malawi

## Countdown to 2030

Women's, Children's & Adolescents' Health

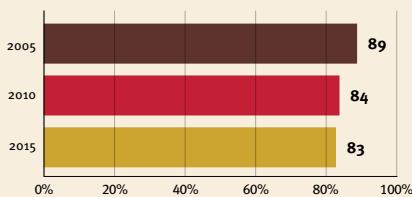
### Demographics

Population	19,129,955
Annual births	641,608
Children under 5	2,923,943 (15%)
Under-five mortality	42/1,000

### Threats to Early Childhood Development

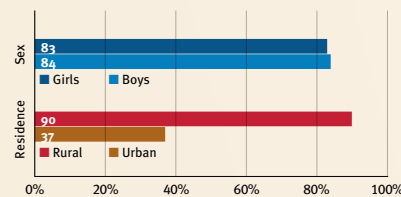
Maternal mortality	349/100,000	Young mothers (births by 18y)	31%
Low birthweight	14%	Preterm births	18%
Child poverty	73%	Under-five stunting	39%
Violent discipline	65%	Inadequate supervision	37%

### Young children at risk of poor development

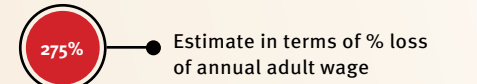


At risk in 2005, 2010 and 2015, using a composite indicator of under-five stunting or poverty

### Risk by sex and residence



### Lifetime cost of growth deficit in early childhood



### Children with functional difficulty

no data

### Children developmentally on-track

60%

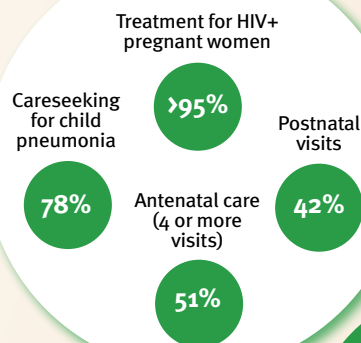
## Support and services for early childhood development: Nurturing care

Parents and caregivers need a facilitating environment of laws, policies, services and community support to assist them in providing their young children with nurturing care.

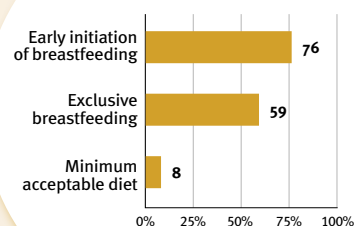
## Facilitating environments

Policies				
None	<14	14 – <18	18 – <26	≥26
Paid maternity leave (weeks)				
None	<14	14 – <18	18 – <26	≥26
Paid paternity leave (weeks)				
Not	Slightly	Moderately	Substantially	
International Code of Marketing of Breastmilk Substitutes (alignment)				
X	National minimum wage			
X	Child and family social protection			


### Health



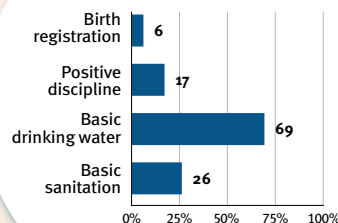
### Nutrition



### Early learning



### Security and safety



### Responsive caregiving

Public information about ECD  
Parental mental health  
Parent support (groups, home visits)  
Quality child day care

?

Comparative country data urgently needed

### International conventions

✓	Convention on the Rights of the Child
✓	Convention on the Rights of Persons with Disabilities
✓	CRC Optional Protocol on the Sale of Children, Child Prostitution and Child Pornography
X	Hague Convention on Protection of Children and Cooperation in Respect of Intercountry Adoption



## Malaysia

**Countdown to 2030**

Women's, Children's & Adolescents' Health

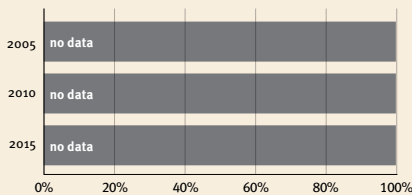
### Demographics

Population	32,365,998
Annual births	531,804
Children under 5	2,635,111 (8%)
Under-five mortality	9/1,000

### Threats to Early Childhood Development

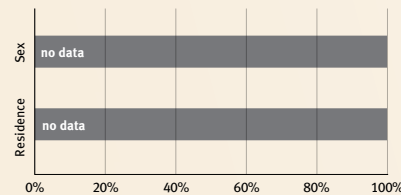
Maternal mortality	29/100,000	Young mothers (births by 18y)	no data
Low birthweight	11%	Preterm births	12%
Child poverty	no data	Under-five stunting	21%
Violent discipline	71%	Inadequate supervision	3%

### Young children at risk of poor development

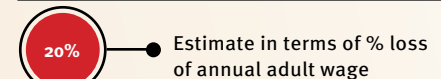


At risk in 2005, 2010 and 2015, using a composite indicator of under-five stunting or poverty

### Risk by sex and residence



### Lifetime cost of growth deficit in early childhood



### Children with functional difficulty

no data

### Children developmentally on-track

no data

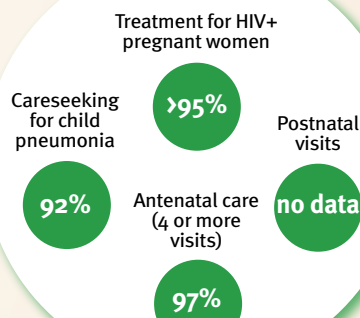
## Support and services for early childhood development: Nurturing care

Parents and caregivers need a facilitating environment of laws, policies, services and community support to assist them in providing their young children with nurturing care.

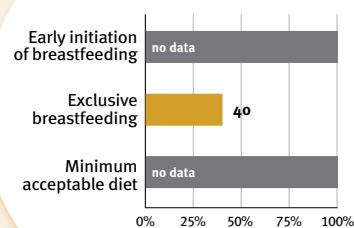
## Facilitating environments

Policies				
None	<14	14 – <18	18 – <26	≥26
Paid maternity leave (weeks)				
None	<14	14 – <18	18 – <26	≥26
Paid paternity leave (weeks)				
Not	Slightly	Moderately	Substantially	
International Code of Marketing of Breastmilk Substitutes (alignment)				
X	National minimum wage			
X	Child and family social protection			

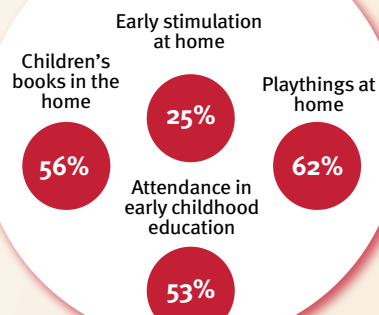
### Health



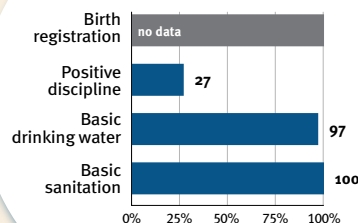
### Nutrition



### Early learning



### Security and safety



### Responsive caregiving

Public information about ECD  
Parental mental health  
Parent support (groups, home visits)  
Quality child day care

?

Comparative country data urgently needed

### International conventions

✓	Convention on the Rights of the Child
✓	Convention on the Rights of Persons with Disabilities
✓	CRC Optional Protocol on the Sale of Children, Child Prostitution and Child Pornography
X	Hague Convention on Protection of Children and Cooperation in Respect of Intercountry Adoption



## Maldives

*Countdown to 2030*

Women's, Children's & Adolescents' Health

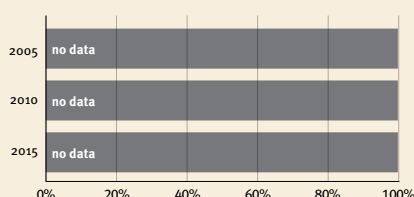
### Demographics

Population	540,542
Annual births	6,835
Children under 5	35,579 (7%)
Under-five mortality	8/1,000

### Threats to Early Childhood Development

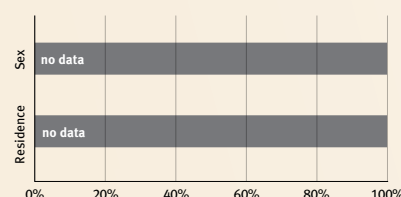
Maternal mortality	53/100,000	Young mothers (births by 18y)	1%
Low birthweight	12%	Preterm births	8%
Child poverty	no data	Under-five stunting	19%
Violent discipline	no data	Inadequate supervision	12%

### Young children at risk of poor development

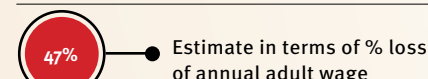


At risk in 2005, 2010 and 2015, using a composite indicator of under-five stunting or poverty

### Risk by sex and residence



### Lifetime cost of growth deficit in early childhood



### Children with functional difficulty

no data

### Children developmentally on-track

93%

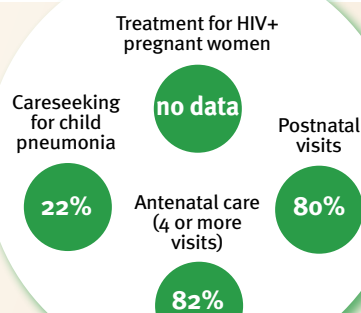
## Support and services for early childhood development: Nurturing care

Parents and caregivers need a facilitating environment of laws, policies, services and community support to assist them in providing their young children with nurturing care.

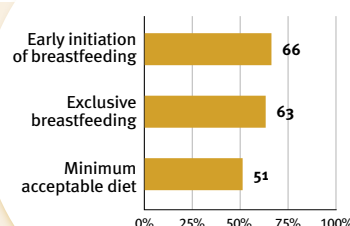
## Facilitating environments

Policies				
None	<14	14 – <18	18 – <26	≥26
Paid maternity leave (weeks)				
None	<14	14 – <18	18 – <26	≥26
Paid paternity leave (weeks)				
Not	Slightly	Moderately	Substantially	
International Code of Marketing of Breastmilk Substitutes (alignment)				
X	National minimum wage			
X	Child and family social protection			

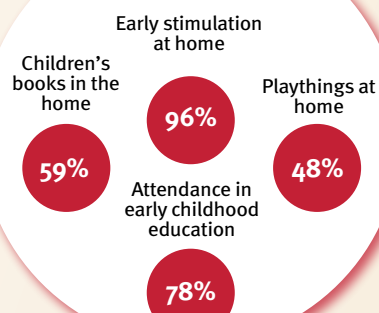
### Health



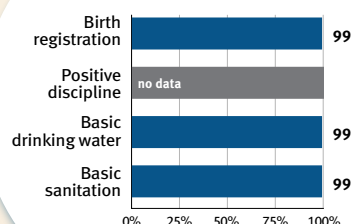
### Nutrition



### Early learning



### Security and safety



### Responsive caregiving

Public information about ECD  
Parental mental health  
Parent support (groups, home visits)  
Quality child day care

?

Comparative country data urgently needed

### International conventions

✓	Convention on the Rights of the Child
✓	Convention on the Rights of Persons with Disabilities
✓	CRC Optional Protocol on the Sale of Children, Child Prostitution and Child Pornography
X	Hague Convention on Protection of Children and Cooperation in Respect of Intercountry Adoption



## Mali

## Countdown to 2030

Women's, Children's & Adolescents' Health

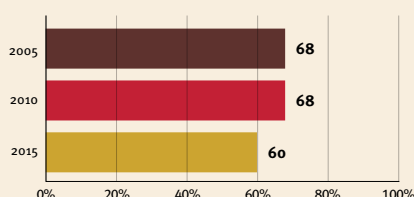
### Demographics

Population	20,250,834
Annual births	823,027
Children under 5	3,605,514 (18%)
Under-five mortality	94/1,000

### Threats to Early Childhood Development

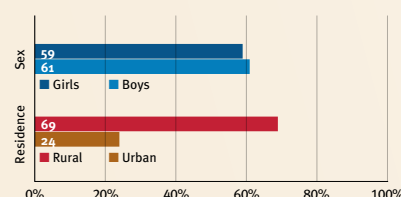
Maternal mortality	562/100,000	Young mothers (births by 18y)	37%
Low birthweight	no data	Preterm births	12%
Child poverty	53%	Under-five stunting	27%
Violent discipline	75%	Inadequate supervision	32%

### Young children at risk of poor development

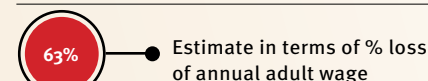


At risk in 2005, 2010 and 2015, using a composite indicator of under-five stunting or poverty

### Risk by sex and residence



### Lifetime cost of growth deficit in early childhood



### Children with functional difficulty

no data

### Children developmentally on-track

62%

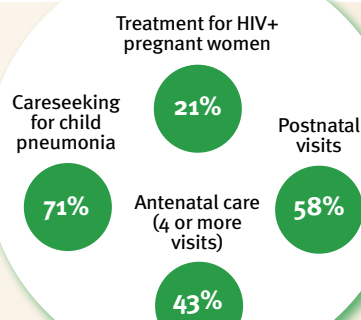
## Support and services for early childhood development: Nurturing care

Parents and caregivers need a facilitating environment of laws, policies, services and community support to assist them in providing their young children with nurturing care.

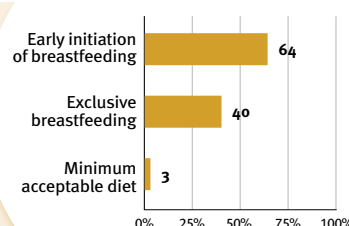
## Facilitating environments

Policies				
None	<14	14 – <18	18 – <26	≥26
Paid maternity leave (weeks)				
None	<14	14 – <18	18 – <26	≥26
Paid paternity leave (weeks)				
Not	Slightly	Moderately	Substantially	
International Code of Marketing of Breastmilk Substitutes (alignment)				
✓	National minimum wage			
✗	Child and family social protection			

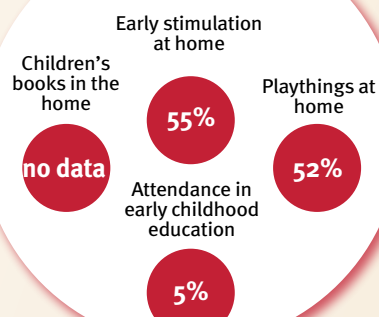
### Health



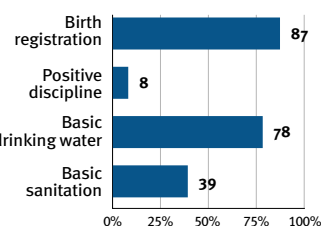
### Nutrition



### Early learning



### Security and safety



### Responsive caregiving

Public information about ECD  
Parental mental health  
Parent support (groups, home visits)  
Quality child day care

?

Comparative country data urgently needed

### International conventions

✓	Convention on the Rights of the Child
✓	Convention on the Rights of Persons with Disabilities
✓	CRC Optional Protocol on the Sale of Children, Child Prostitution and Child Pornography
✓	Hague Convention on Protection of Children and Cooperation in Respect of Intercountry Adoption





## Malta

## Countdown to 2030

Women's, Children's & Adolescents' Health

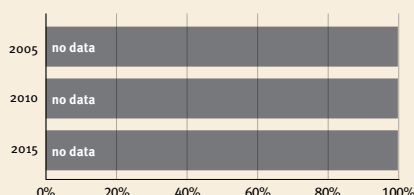
### Demographics

Population	441,539
Annual births	4,341
Children under 5	21,674 (5%)
Under-five mortality	7/1,000

### Threats to Early Childhood Development

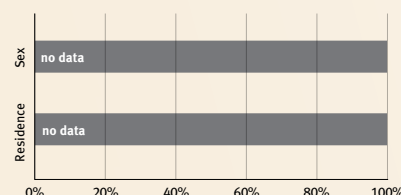
Maternal mortality	6/100,000	Young mothers (births by 18y)	no data
Low birthweight	6%	Preterm births	6%
Child poverty	no data	Under-five stunting	no data
Violent discipline	no data	Inadequate supervision	no data

### Young children at risk of poor development

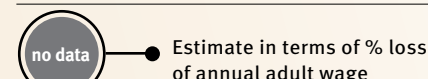


At risk in 2005, 2010 and 2015, using a composite indicator of under-five stunting or poverty

### Risk by sex and residence



### Lifetime cost of growth deficit in early childhood



### Children with functional difficulty

no data

### Children developmentally on-track

no data

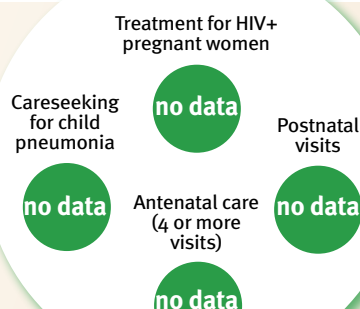
## Support and services for early childhood development: Nurturing care

Parents and caregivers need a facilitating environment of laws, policies, services and community support to assist them in providing their young children with nurturing care.

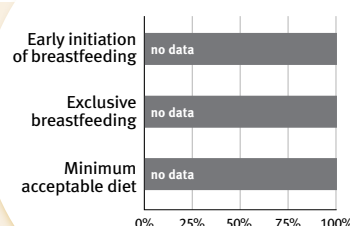
## Facilitating environments

Policies				
None	<14	14 – <18	18 – <26	≥26
Paid maternity leave (weeks)				
None	<14	14 – <18	18 – <26	≥26
Paid paternity leave (weeks)				
Not	Slightly	Moderately	Substantially	
International Code of Marketing of Breastmilk Substitutes (alignment)				
✓	National minimum wage			
✓	Child and family social protection			

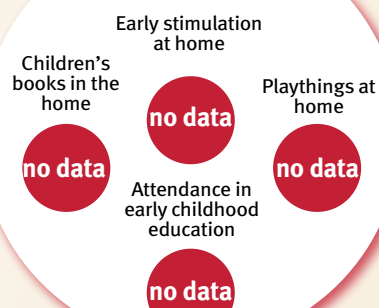
### Health



### Nutrition



### Early learning



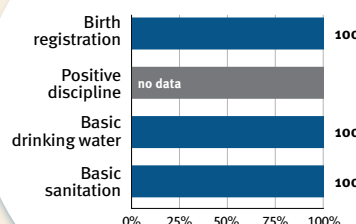
### Responsive caregiving

Public information about ECD  
Parental mental health  
Parent support (groups, home visits)  
Quality child day care



Comparative country data urgently needed

### Security and safety



### International conventions

✓	Convention on the Rights of the Child
✓	Convention on the Rights of Persons with Disabilities
✓	CRC Optional Protocol on the Sale of Children, Child Prostitution and Child Pornography
✓	Hague Convention on Protection of Children and Cooperation in Respect of Intercountry Adoption



## Marshall Islands

Countdown to 2030

Women's, Children's & Adolescents' Health

### Demographics

Population	59,194
Annual births	no data
Children under 5	no data (no data)
Under-five mortality	32/1,000

### Threats to Early Childhood Development

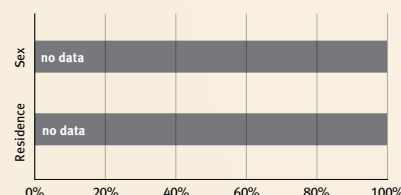
Maternal mortality	no data/100,000	Young mothers (births by 18y)	21%
Low birthweight	no data	Preterm births	12%
Child poverty	no data	Under-five stunting	35%
Violent discipline	no data	Inadequate supervision	9%

### Young children at risk of poor development

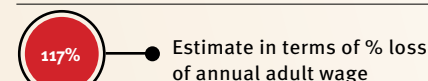


At risk in 2005, 2010 and 2015, using a composite indicator of under-five stunting or poverty

### Risk by sex and residence



### Lifetime cost of growth deficit in early childhood



### Children with functional difficulty

no data

### Children developmentally on-track

79%

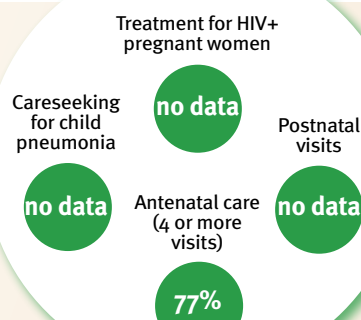
## Support and services for early childhood development: Nurturing care

Parents and caregivers need a facilitating environment of laws, policies, services and community support to assist them in providing their young children with nurturing care.

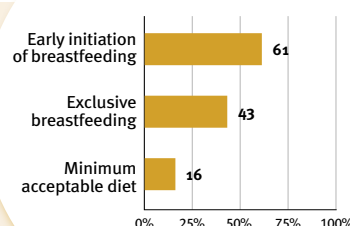
## Facilitating environments

Policies				
None	<14	14 – <18	18 – <26	≥26
Paid maternity leave (weeks)				
None	<14	14 – <18	18 – <26	≥26
Paid paternity leave (weeks)				
Not	Slightly	Moderately	Substantially	
International Code of Marketing of Breastmilk Substitutes (alignment)				
no data	National minimum wage			
X	Child and family social protection			

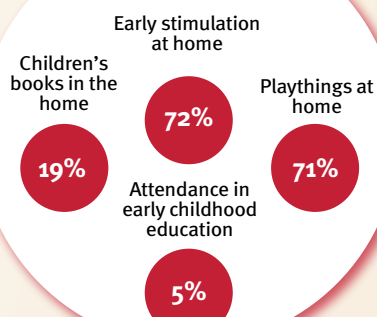
### Health



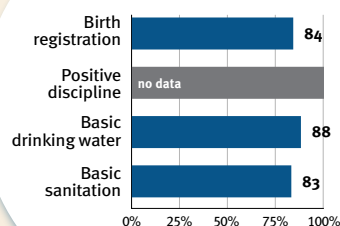
### Nutrition



### Early learning



### Security and safety



### Responsive caregiving

Public information about ECD  
Parental mental health  
Parent support (groups, home visits)  
Quality child day care

?

Comparative country data urgently needed

### International conventions

✓	Convention on the Rights of the Child
✓	Convention on the Rights of Persons with Disabilities
✓	CRC Optional Protocol on the Sale of Children, Child Prostitution and Child Pornography
X	Hague Convention on Protection of Children and Cooperation in Respect of Intercountry Adoption



# Mauritania

## Countdown to 2030

Women's, Children's & Adolescents' Health

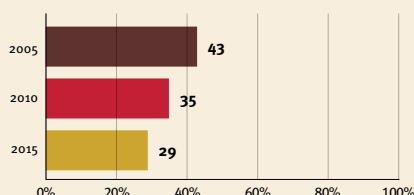
### Demographics

Population	4,649,660
Annual births	152,868
Children under 5	689,874 (15%)
Under-five mortality	73/1,000

### Threats to Early Childhood Development

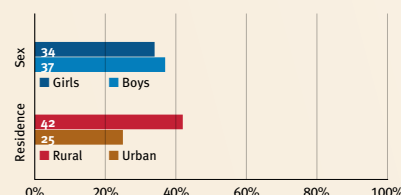
Maternal mortality	766/100,000	Young mothers (births by 18y)	22%
Low birthweight	no data	Preterm births	15%
Child poverty	10%	Under-five stunting	23%
Violent discipline	71%	Inadequate supervision	34%

### Young children at risk of poor development

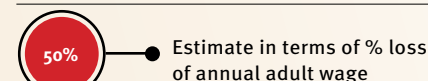


At risk in 2005, 2010 and 2015, using a composite indicator of under-five stunting or poverty

### Risk by sex and residence



### Lifetime cost of growth deficit in early childhood



### Children with functional difficulty

no data

### Children developmentally on-track

60%

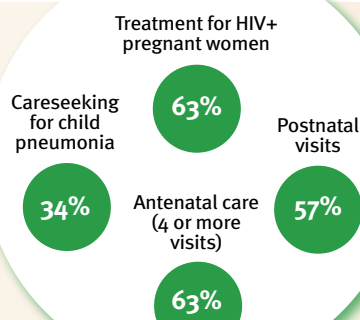
## Support and services for early childhood development: Nurturing care

Parents and caregivers need a facilitating environment of laws, policies, services and community support to assist them in providing their young children with nurturing care.

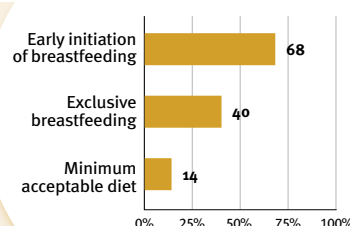
## Facilitating environments

Policies				
None	<14	14 – <18	18 – <26	≥26
Paid maternity leave (weeks)				
None	<14	14 – <18	18 – <26	≥26
Paid paternity leave (weeks)				
Not	Slightly	Moderately	Substantially	
International Code of Marketing of Breastmilk Substitutes (alignment)				
✓	National minimum wage			
✗	Child and family social protection			


### Health



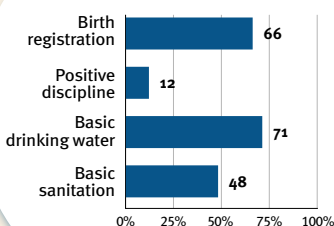
### Nutrition



### Early learning



### Security and safety



### Responsive caregiving

Public information about ECD  
Parental mental health  
Parent support (groups, home visits)  
Quality child day care

?

Comparative country data urgently needed

### International conventions

✓	Convention on the Rights of the Child
✓	Convention on the Rights of Persons with Disabilities
✓	CRC Optional Protocol on the Sale of Children, Child Prostitution and Child Pornography
✗	Hague Convention on Protection of Children and Cooperation in Respect of Intercountry Adoption



## Mauritius

*Countdown to 2030*

Women's, Children's & Adolescents' Health

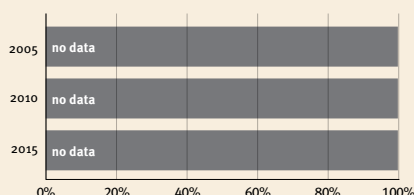
### Demographics

Population	1,271,767
Annual births	12,722
Children under 5	64,048 (5%)
Under-five mortality	16/1,000

### Threats to Early Childhood Development

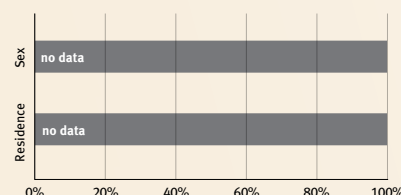
Maternal mortality	61/100,000	Young mothers (births by 18y)	no data
Low birthweight	17%	Preterm births	13%
Child poverty	no data	Under-five stunting	14%
Violent discipline	no data	Inadequate supervision	no data

### Young children at risk of poor development

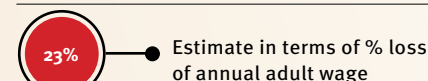


At risk in 2005, 2010 and 2015, using a composite indicator of under-five stunting or poverty

### Risk by sex and residence



### Lifetime cost of growth deficit in early childhood



### Children with functional difficulty

no data

### Children developmentally on-track

no data

## Support and services for early childhood development: Nurturing care

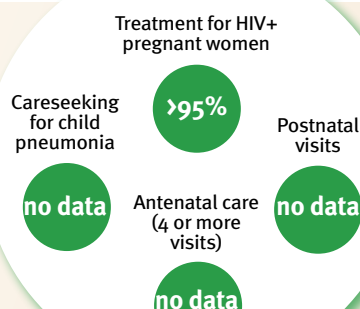
Parents and caregivers need a facilitating environment of laws, policies, services and community support to assist them in providing their young children with nurturing care.

## Facilitating environments

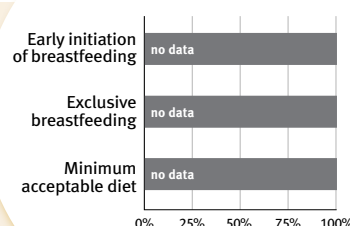
### Policies

None	<14	14 – <18	18 – <26	≥26
Paid maternity leave (weeks)				
None	<14	14 – <18	18 – <26	≥26
Paid paternity leave (weeks)				
Not	Slightly	Moderately	Substantially	
International Code of Marketing of Breastmilk Substitutes (alignment)				
✓	National minimum wage			
✓	Child and family social protection			

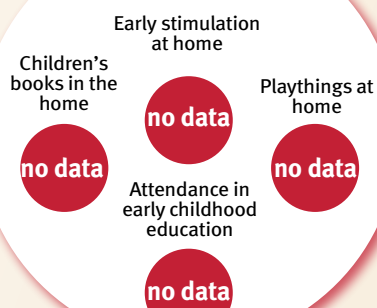
### Health



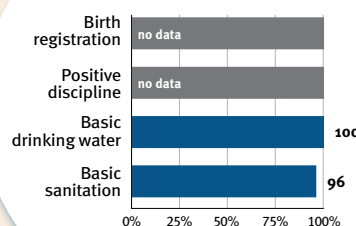
### Nutrition



### Early learning



### Security and safety



### Responsive caregiving

Public information about ECD  
Parental mental health  
Parent support (groups, home visits)  
Quality child day care



Comparative country data urgently needed

### International conventions

✓	Convention on the Rights of the Child
✓	Convention on the Rights of Persons with Disabilities
✓	CRC Optional Protocol on the Sale of Children, Child Prostitution and Child Pornography
✓	Hague Convention on Protection of Children and Cooperation in Respect of Intercountry Adoption



## Mexico

*Countdown to 2030*

Women's, Children's & Adolescents' Health

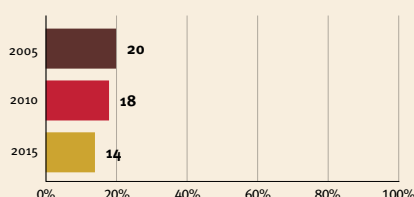
### Demographics

Population	128,932,753
Annual births	2,192,160
Children under 5	10,958,742 (8%)
Under-five mortality	14/1,000

### Threats to Early Childhood Development

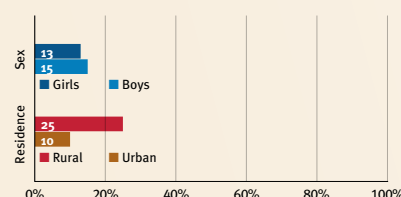
Maternal mortality	33/100,000	Young mothers (births by 18y)	21%
Low birthweight	8%	Preterm births	7%
Child poverty	3%	Under-five stunting	10%
Violent discipline	66%	Inadequate supervision	6%

### Young children at risk of poor development

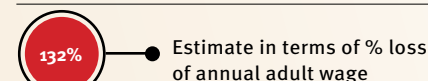


At risk in 2005, 2010 and 2015, using a composite indicator of under-five stunting or poverty

### Risk by sex and residence



### Lifetime cost of growth deficit in early childhood



### Children with functional difficulty

no data

### Children developmentally on-track

80%

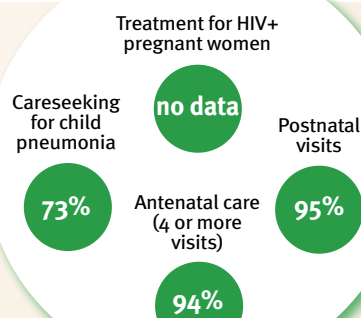
## Support and services for early childhood development: Nurturing care

Parents and caregivers need a facilitating environment of laws, policies, services and community support to assist them in providing their young children with nurturing care.

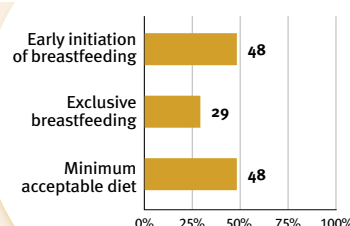
## Facilitating environments

Policies				
None	<14	14 – <18	18 – <26	≥26
Paid maternity leave (weeks)				
None	<14	14 – <18	18 – <26	≥26
Paid paternity leave (weeks)				
Not	Slightly	Moderately	Substantially	
International Code of Marketing of Breastmilk Substitutes (alignment)				
✓	National minimum wage			
✓	Child and family social protection			

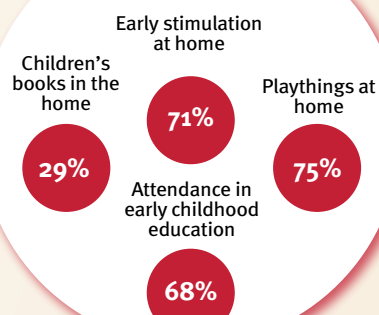
### Health



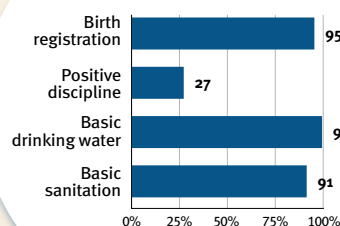
### Nutrition



### Early learning



### Security and safety



### Responsive caregiving

Public information about ECD  
Parental mental health  
Parent support (groups, home visits)  
Quality child day care

?

Comparative country data urgently needed

### International conventions

✓	Convention on the Rights of the Child
✓	Convention on the Rights of Persons with Disabilities
✓	CRC Optional Protocol on the Sale of Children, Child Prostitution and Child Pornography
✓	Hague Convention on Protection of Children and Cooperation in Respect of Intercountry Adoption





## Micronesia (Federated States of)

*Countdown to 2030*

Women's, Children's & Adolescents' Health

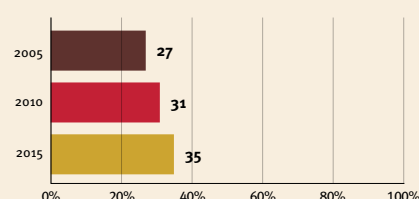
### Demographics

Population	115,021
Annual births	2,601
Children under 5	12,265 (11%)
Under-five mortality	29/1,000

### Threats to Early Childhood Development

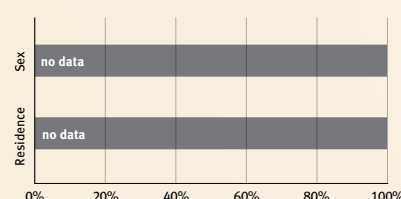
Maternal mortality	88/100,000	Young mothers (births by 18y)	no data
Low birthweight	no data	Preterm births	11%
Child poverty	no data	Under-five stunting	no data
Violent discipline	no data	Inadequate supervision	no data

### Young children at risk of poor development

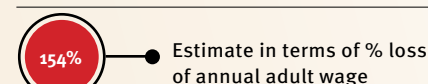


At risk in 2005, 2010 and 2015, using a composite indicator of under-five stunting or poverty

### Risk by sex and residence



### Lifetime cost of growth deficit in early childhood



### Children with functional difficulty

no data

### Children developmentally on-track

no data

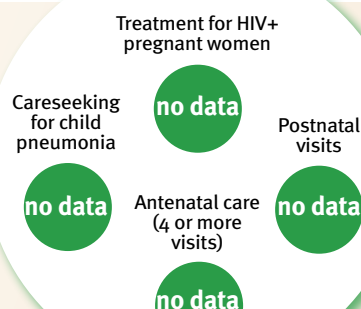
## Support and services for early childhood development: Nurturing care

Parents and caregivers need a facilitating environment of laws, policies, services and community support to assist them in providing their young children with nurturing care.

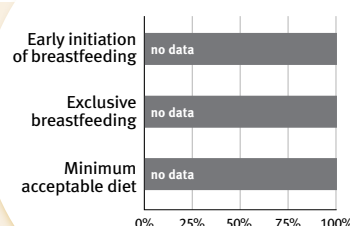
## Facilitating environments

Policies				
None	<14	14 – <18	18 – <26	≥26
Paid maternity leave (weeks)				
None	<14	14 – <18	18 – <26	≥26
Paid paternity leave (weeks)				
Not	Slightly	Moderately	Substantially	
International Code of Marketing of Breastmilk Substitutes (alignment)				
no data	National minimum wage			
X	Child and family social protection			

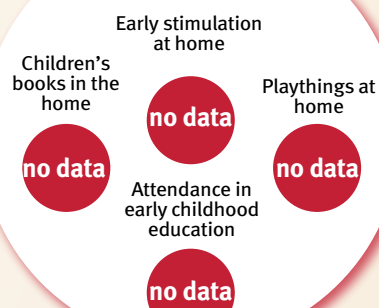
### Health



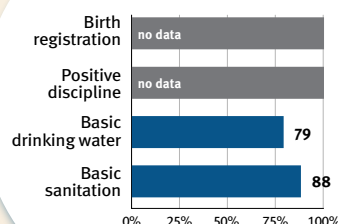
### Nutrition



### Early learning



### Security and safety



### Responsive caregiving

Public information about ECD  
Parental mental health  
Parent support (groups, home visits)  
Quality child day care



Comparative country data urgently needed

### International conventions

✓	Convention on the Rights of the Child
✓	Convention on the Rights of Persons with Disabilities
✓	CRC Optional Protocol on the Sale of Children, Child Prostitution and Child Pornography
X	Hague Convention on Protection of Children and Cooperation in Respect of Intercountry Adoption



## Monaco

## Countdown to 2030

Women's, Children's & Adolescents' Health

### Demographics

Population	39,244
Annual births	no data
Children under 5	no data (no data)
Under-five mortality	3/1,000

### Threats to Early Childhood Development

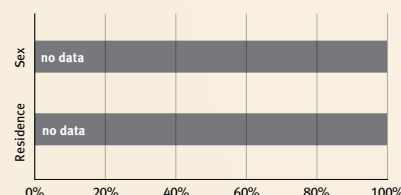
Maternal mortality	no data/100,000	Young mothers (births by 18y)	no data
Low birthweight	5%	Preterm births	no data
Child poverty	no data	Under-five stunting	no data
Violent discipline	no data	Inadequate supervision	no data

### Young children at risk of poor development

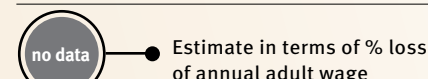


At risk in 2005, 2010 and 2015, using a composite indicator of under-five stunting or poverty

### Risk by sex and residence



### Lifetime cost of growth deficit in early childhood



### Children with functional difficulty

no data

### Children developmentally on-track

no data

## Support and services for early childhood development: Nurturing care

Parents and caregivers need a facilitating environment of laws, policies, services and community support to assist them in providing their young children with nurturing care.

## Facilitating environments

Policies				
None	<14	14 – <18	18 – <26	≥26
Paid maternity leave (weeks)				
None	<14	14 – <18	18 – <26	≥26
Paid paternity leave (weeks)				
None	<14	14 – <18	18 – <26	≥26
Not	Slightly	Moderately	Substantially	
International Code of Marketing of Breastmilk Substitutes (alignment)				
no data	National minimum wage			
X	Child and family social protection			

### Health

Treatment for HIV+ pregnant women

Careseeking for child pneumonia

no data

no data

Postnatal visits

no data

Antenatal care (4 or more visits)

no data

### Early learning

Early stimulation at home

Children's books in the home

no data

no data

Playthings at home

no data

Attendance in early childhood education

no data

### Nutrition

Early initiation of breastfeeding

no data

Exclusive breastfeeding

no data

Minimum acceptable diet

no data

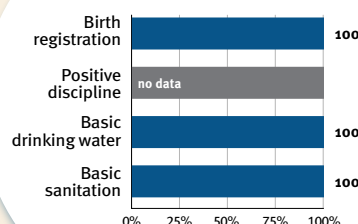
### Responsive caregiving

Public information about ECD  
Parental mental health  
Parent support (groups, home visits)  
Quality child day care

?

Comparative country data urgently needed

### Security and safety



### International conventions

✓	Convention on the Rights of the Child
✓	Convention on the Rights of Persons with Disabilities
✓	CRC Optional Protocol on the Sale of Children, Child Prostitution and Child Pornography
✓	Hague Convention on Protection of Children and Cooperation in Respect of Intercountry Adoption



## Mongolia

**Countdown to 2030**

Women's, Children's & Adolescents' Health

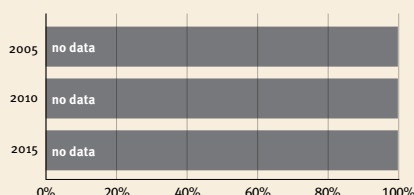
### Demographics

Population	3,278,292
Annual births	73,755
Children under 5	375,460 (11%)
Under-five mortality	16/1,000

### Threats to Early Childhood Development

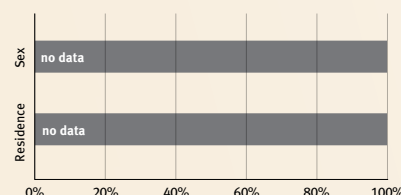
Maternal mortality	45/100,000	Young mothers (births by 18y)	3%
Low birthweight	5%	Preterm births	14%
Child poverty	no data	Under-five stunting	9%
Violent discipline	47%	Inadequate supervision	13%

### Young children at risk of poor development

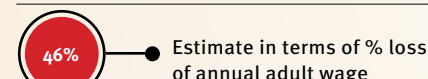


At risk in 2005, 2010 and 2015, using a composite indicator of under-five stunting or poverty

### Risk by sex and residence



### Lifetime cost of growth deficit in early childhood



### Children with functional difficulty

2%

### Children developmentally on-track

76%

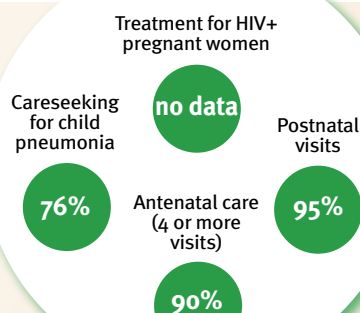
## Support and services for early childhood development: Nurturing care

Parents and caregivers need a facilitating environment of laws, policies, services and community support to assist them in providing their young children with nurturing care.

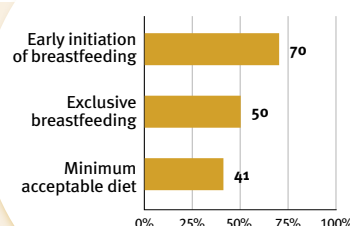
## Facilitating environments

Policies				
None	<14	14 – <18	18 – <26	≥26
Paid maternity leave (weeks)				
None	<14	14 – <18	18 – <26	≥26
Paid paternity leave (weeks)				
Not	Slightly	Moderately	Substantially	
International Code of Marketing of Breastmilk Substitutes (alignment)				
✓	National minimum wage			
✓	Child and family social protection			

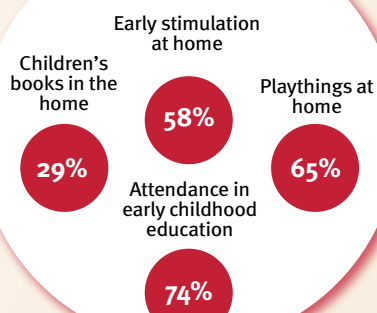
### Health



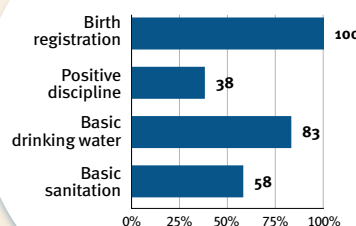
### Nutrition



### Early learning



### Security and safety



### Responsive caregiving

Public information about ECD  
Parental mental health  
Parent support (groups, home visits)  
Quality child day care



Comparative country data urgently needed

### International conventions

✓	Convention on the Rights of the Child
✓	Convention on the Rights of Persons with Disabilities
✓	CRC Optional Protocol on the Sale of Children, Child Prostitution and Child Pornography
✓	Hague Convention on Protection of Children and Cooperation in Respect of Intercountry Adoption



## Montenegro

**Countdown to 2030**

Women's, Children's & Adolescents' Health

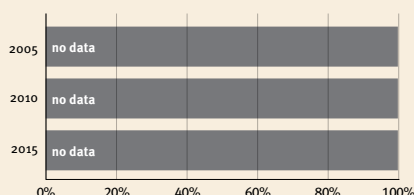
### Demographics

Population	628,062
Annual births	7,275
Children under 5	36,906 (6%)
Under-five mortality	2/1,000

### Threats to Early Childhood Development

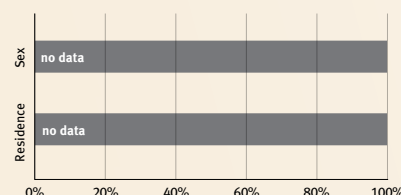
Maternal mortality	6/100,000	Young mothers (births by 18y)	3%
Low birthweight	5%	Preterm births	9%
Child poverty	no data	Under-five stunting	9%
Violent discipline	62%	Inadequate supervision	5%

### Young children at risk of poor development

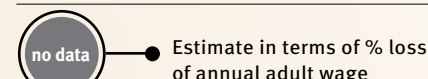


At risk in 2005, 2010 and 2015, using a composite indicator of under-five stunting or poverty

### Risk by sex and residence



### Lifetime cost of growth deficit in early childhood



### Children with functional difficulty

1%

### Children developmentally on-track

90%

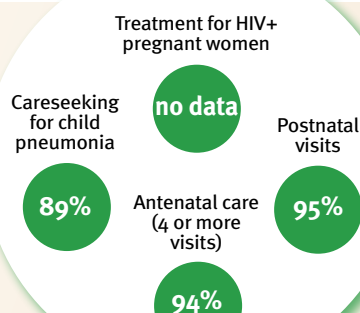
## Support and services for early childhood development: Nurturing care

Parents and caregivers need a facilitating environment of laws, policies, services and community support to assist them in providing their young children with nurturing care.

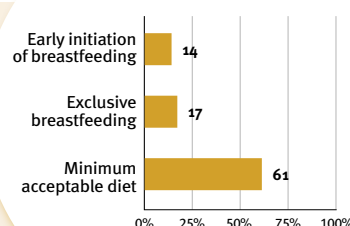
## Facilitating environments

Policies				
None	<14	14 – <18	18 – <26	≥26
Paid maternity leave (weeks)				
None	<14	14 – <18	18 – <26	≥26
Paid paternity leave (weeks)				
Not	Slightly	Moderately	Substantially	
International Code of Marketing of Breastmilk Substitutes (alignment)				
✓	National minimum wage			
✗	Child and family social protection			

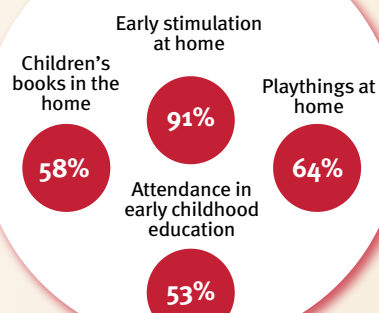
### Health



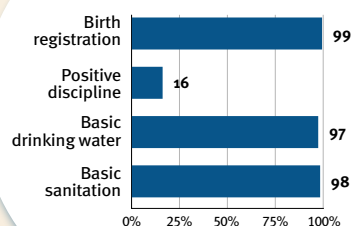
### Nutrition



### Early learning



### Security and safety



### Responsive caregiving

Public information about ECD  
Parental mental health  
Parent support (groups, home visits)  
Quality child day care



Comparative country data urgently needed

### International conventions

✓	Convention on the Rights of the Child
✓	Convention on the Rights of Persons with Disabilities
✓	CRC Optional Protocol on the Sale of Children, Child Prostitution and Child Pornography
✓	Hague Convention on Protection of Children and Cooperation in Respect of Intercountry Adoption

# Morocco

## Countdown to 2030

Women's, Children's & Adolescents' Health

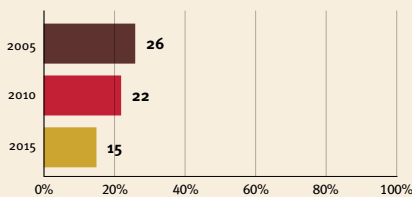
### Demographics

Population	36,910,558
Annual births	668,010
Children under 5	3,325,038 (9%)
Under-five mortality	21/1,000

### Threats to Early Childhood Development

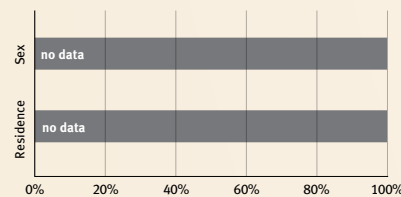
Maternal mortality	70/100,000	Young mothers (births by 18y)	8%
Low birthweight	17%	Preterm births	7%
Child poverty	no data	Under-five stunting	15%
Violent discipline	no data	Inadequate supervision	7%

### Young children at risk of poor development

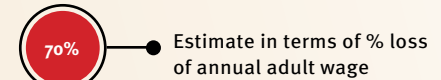


At risk in 2005, 2010 and 2015, using a composite indicator of under-five stunting or poverty

### Risk by sex and residence



### Lifetime cost of growth deficit in early childhood



### Children with functional difficulty

no data

### Children developmentally on-track

no data

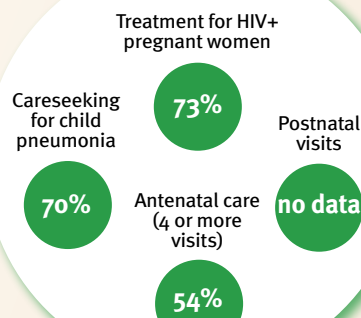
## Support and services for early childhood development: Nurturing care

Parents and caregivers need a facilitating environment of laws, policies, services and community support to assist them in providing their young children with nurturing care.

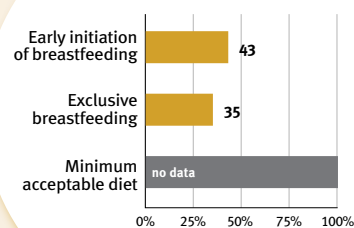
## Facilitating environments

Policies				
None	<14	14 – <18	18 – <26	≥26
Paid maternity leave (weeks)				
None	<14	14 – <18	18 – <26	≥26
Paid paternity leave (weeks)				
Not	Slightly	Moderately	Substantially	
International Code of Marketing of Breastmilk Substitutes (alignment)				
✓	National minimum wage			
✗	Child and family social protection			

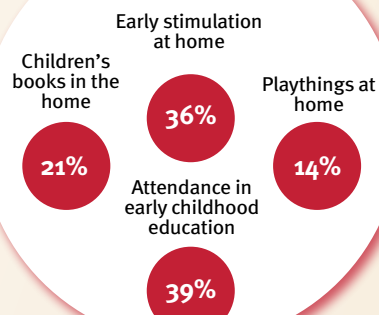
### Health



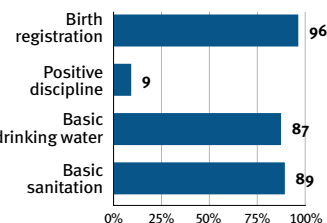
### Nutrition



### Early learning



### Security and safety



### Responsive caregiving

Public information about ECD  
Parental mental health  
Parent support (groups, home visits)  
Quality child day care

?

Comparative country data urgently needed

### International conventions

✓	Convention on the Rights of the Child
✓	Convention on the Rights of Persons with Disabilities
✓	CRC Optional Protocol on the Sale of Children, Child Prostitution and Child Pornography
✗	Hague Convention on Protection of Children and Cooperation in Respect of Intercountry Adoption



# Mozambique

## Countdown to 2030

Women's, Children's & Adolescents' Health

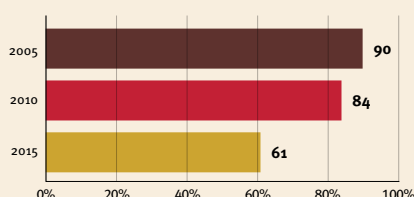
### Demographics

Population	31,255,435
Annual births	1,152,670
Children under 5	5,156,628 (16%)
Under-five mortality	74/1,000

### Threats to Early Childhood Development

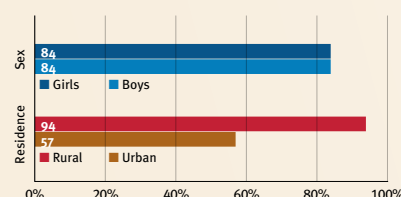
Maternal mortality	289/100,000	Young mothers (births by 18y)	40%
Low birthweight	14%	Preterm births	16%
Child poverty	82%	Under-five stunting	42%
Violent discipline	no data	Inadequate supervision	33%

### Young children at risk of poor development

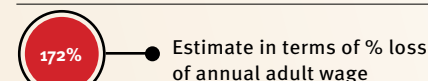


At risk in 2005, 2010 and 2015, using a composite indicator of under-five stunting or poverty

### Risk by sex and residence



### Lifetime cost of growth deficit in early childhood



### Children with functional difficulty

no data

### Children developmentally on-track

no data

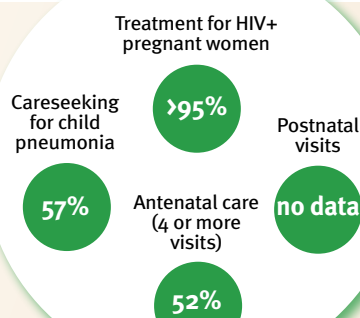
## Support and services for early childhood development: Nurturing care

Parents and caregivers need a facilitating environment of laws, policies, services and community support to assist them in providing their young children with nurturing care.

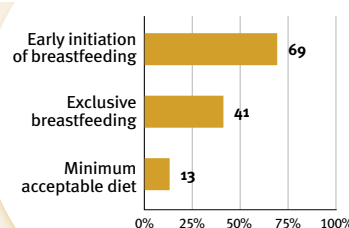
## Facilitating environments

Policies				
None	<14	14 – <18	18 – <26	≥26
Paid maternity leave (weeks)				
None	<14	14 – <18	18 – <26	≥26
Paid paternity leave (weeks)				
Not	Slightly	Moderately	Substantially	
International Code of Marketing of Breastmilk Substitutes (alignment)				
✓	National minimum wage			
✗	Child and family social protection			

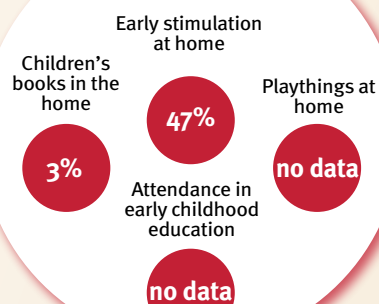
### Health



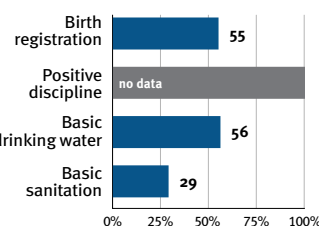
### Nutrition



### Early learning



### Security and safety



### Responsive caregiving

Public information about ECD  
Parental mental health  
Parent support (groups, home visits)  
Quality child day care

?

Comparative country data urgently needed

### International conventions

✓	Convention on the Rights of the Child
✓	Convention on the Rights of Persons with Disabilities
✓	CRC Optional Protocol on the Sale of Children, Child Prostitution and Child Pornography
✗	Hague Convention on Protection of Children and Cooperation in Respect of Intercountry Adoption



## Myanmar

**Countdown to 2030**

Women's, Children's & Adolescents' Health

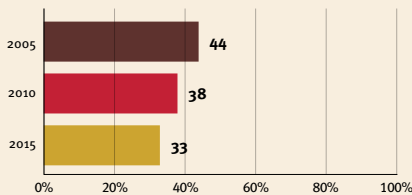
### Demographics

Population	54,409,794
Annual births	939,304
Children under 5	4,508,556 (8%)
Under-five mortality	45/1,000

### Threats to Early Childhood Development

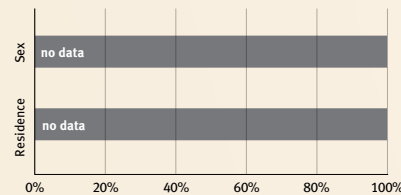
Maternal mortality	250/100,000	Young mothers (births by 18y)	5%
Low birthweight	12%	Preterm births	12%
Child poverty	11%	Under-five stunting	29%
Violent discipline	80%	Inadequate supervision	13%

### Young children at risk of poor development

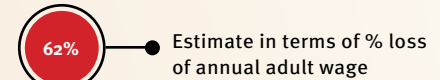


At risk in 2005, 2010 and 2015, using a composite indicator of under-five stunting or poverty

### Risk by sex and residence



### Lifetime cost of growth deficit in early childhood



### Children with functional difficulty

no data

### Children developmentally on-track

no data

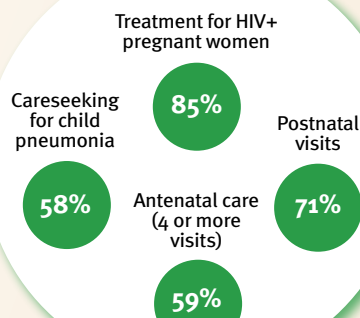
## Support and services for early childhood development: Nurturing care

Parents and caregivers need a facilitating environment of laws, policies, services and community support to assist them in providing their young children with nurturing care.

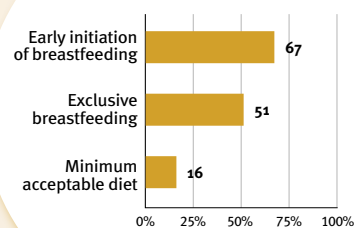
## Facilitating environments

Policies				
None	<14	14 – <18	18 – <26	≥26
Paid maternity leave (weeks)				
None	<14	14 – <18	18 – <26	≥26
Paid paternity leave (weeks)				
Not	Slightly	Moderately	Substantially	
International Code of Marketing of Breastmilk Substitutes (alignment)				
X	National minimum wage			
X	Child and family social protection			

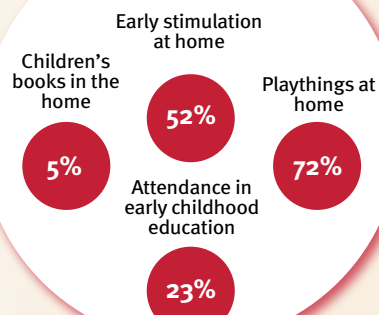
### Health



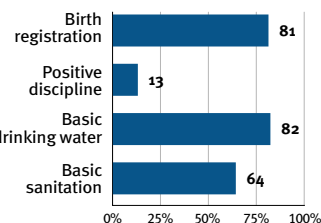
### Nutrition



### Early learning



### Security and safety



### Responsive caregiving

Public information about ECD  
Parental mental health  
Parent support (groups, home visits)  
Quality child day care

?

Comparative country data urgently needed

### International conventions

✓	Convention on the Rights of the Child
✓	Convention on the Rights of Persons with Disabilities
✓	CRC Optional Protocol on the Sale of Children, Child Prostitution and Child Pornography
X	Hague Convention on Protection of Children and Cooperation in Respect of Intercountry Adoption



## Namibia

*Countdown to 2030*

Women's, Children's & Adolescents' Health

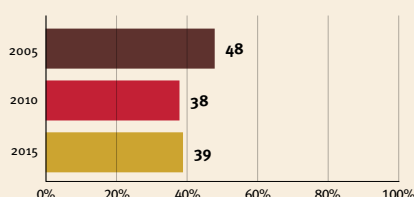
### Demographics

Population	2,540,916
Annual births	70,276
Children under 5	336,078 (13%)
Under-five mortality	42/1,000

### Threats to Early Childhood Development

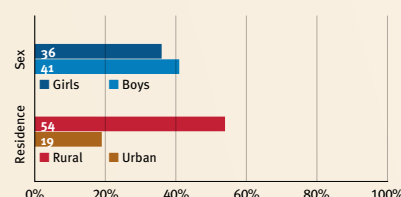
Maternal mortality	195/100,000	Young mothers (births by 18y)	15%
Low birthweight	16%	Preterm births	14%
Child poverty	19%	Under-five stunting	23%
Violent discipline	no data	Inadequate supervision	no data

### Young children at risk of poor development

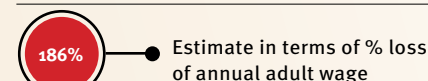


At risk in 2005, 2010 and 2015, using a composite indicator of under-five stunting or poverty

### Risk by sex and residence



### Lifetime cost of growth deficit in early childhood



### Children with functional difficulty

no data

### Children developmentally on-track

no data

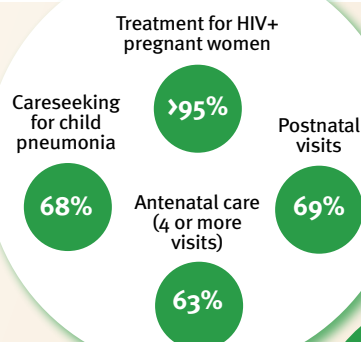
## Support and services for early childhood development: Nurturing care

Parents and caregivers need a facilitating environment of laws, policies, services and community support to assist them in providing their young children with nurturing care.

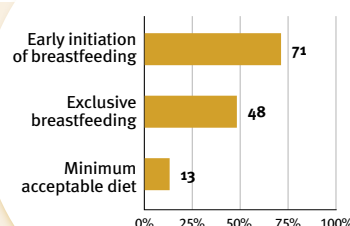
## Facilitating environments

Policies				
None	<14	14 – <18	18 – <26	≥26
Paid maternity leave (weeks)				
None	<14	14 – <18	18 – <26	≥26
Paid paternity leave (weeks)				
Not	Slightly	Moderately	Substantially	
International Code of Marketing of Breastmilk Substitutes (alignment)				
✗	National minimum wage			
✓	Child and family social protection			

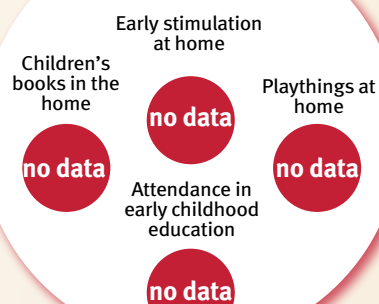
### Health



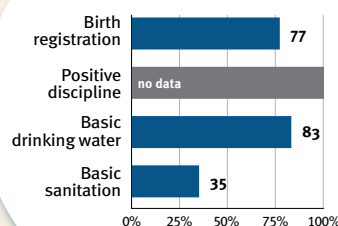
### Nutrition



### Early learning



### Security and safety



### Responsive caregiving

Public information about ECD  
Parental mental health  
Parent support (groups, home visits)  
Quality child day care



Comparative country data urgently needed

### International conventions

✓	Convention on the Rights of the Child
✓	Convention on the Rights of Persons with Disabilities
✓	CRC Optional Protocol on the Sale of Children, Child Prostitution and Child Pornography
✓	Hague Convention on Protection of Children and Cooperation in Respect of Intercountry Adoption



## Nauru

**Countdown to 2030**

Women's, Children's & Adolescents' Health

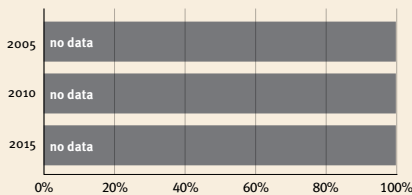
### Demographics

Population	10,834
Annual births	no data
Children under 5	no data (no data)
Under-five mortality	31/1,000

### Threats to Early Childhood Development

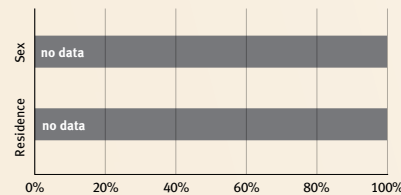
Maternal mortality	no data/100,000	Young mothers (births by 18y)	22%
Low birthweight	no data	Preterm births	no data
Child poverty	no data	Under-five stunting	24%
Violent discipline	no data	Inadequate supervision	no data

### Young children at risk of poor development

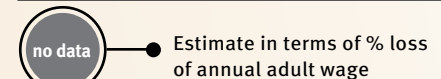


At risk in 2005, 2010 and 2015, using a composite indicator of under-five stunting or poverty

### Risk by sex and residence



### Lifetime cost of growth deficit in early childhood



### Children with functional difficulty

no data

### Children developmentally on-track

no data

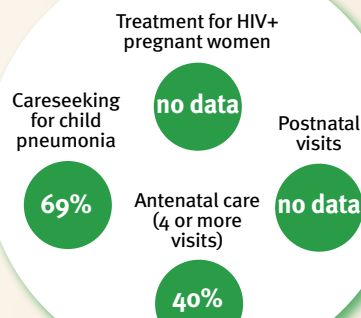
## Support and services for early childhood development: Nurturing care

Parents and caregivers need a facilitating environment of laws, policies, services and community support to assist them in providing their young children with nurturing care.

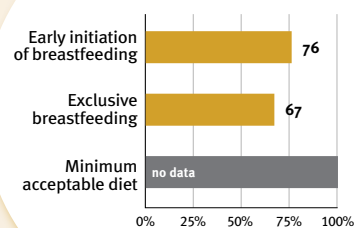
## Facilitating environments

Policies				
None	<14	14 – <18	18 – <26	≥26
Paid maternity leave (weeks)				
None	<14	14 – <18	18 – <26	≥26
Paid paternity leave (weeks)				
Not	Slightly	Moderately	Substantially	
International Code of Marketing of Breastmilk Substitutes (alignment)				
X	National minimum wage			
X	Child and family social protection			

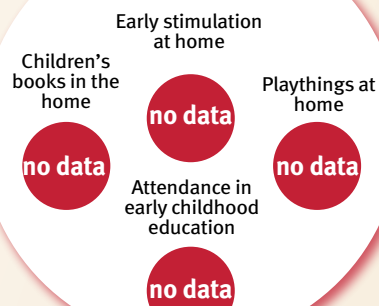
### Health



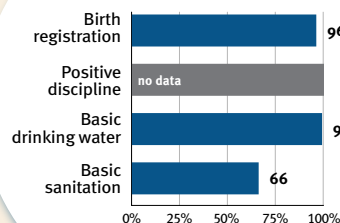
### Nutrition



### Early learning



### Security and safety



### Responsive caregiving

Public information about ECD  
Parental mental health  
Parent support (groups, home visits)  
Quality child day care

?

Comparative country data urgently needed

### International conventions

✓	Convention on the Rights of the Child
✓	Convention on the Rights of Persons with Disabilities
✓	CRC Optional Protocol on the Sale of Children, Child Prostitution and Child Pornography
X	Hague Convention on Protection of Children and Cooperation in Respect of Intercountry Adoption



## Nepal

**Countdown to 2030**

Women's, Children's & Adolescents' Health

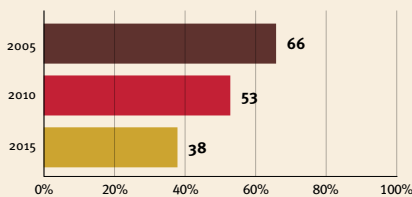
### Demographics

Population	29,136,808
Annual births	562,119
Children under 5	2,706,773 (9%)
Under-five mortality	31/1,000

### Threats to Early Childhood Development

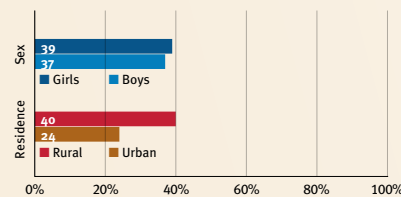
Maternal mortality	186/100,000	Young mothers (births by 18y)	16%
Low birthweight	22%	Preterm births	14%
Child poverty	12%	Under-five stunting	36%
Violent discipline	75%	Inadequate supervision	21%

### Young children at risk of poor development

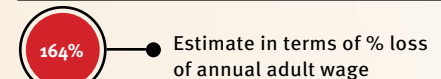


At risk in 2005, 2010 and 2015, using a composite indicator of under-five stunting or poverty

### Risk by sex and residence



### Lifetime cost of growth deficit in early childhood



### Children with functional difficulty

no data

### Children developmentally on-track

64%

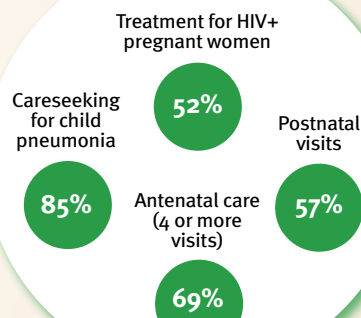
## Support and services for early childhood development: Nurturing care

Parents and caregivers need a facilitating environment of laws, policies, services and community support to assist them in providing their young children with nurturing care.

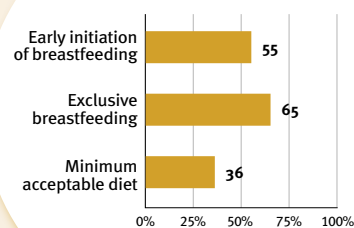
## Facilitating environments

Policies				
None	<14	14 – <18	18 – <26	≥26
Paid maternity leave (weeks)				
None	<14	14 – <18	18 – <26	≥26
Paid paternity leave (weeks)				
Not	Slightly	Moderately	Substantially	
International Code of Marketing of Breastmilk Substitutes (alignment)				
✓	National minimum wage			
✗	Child and family social protection			

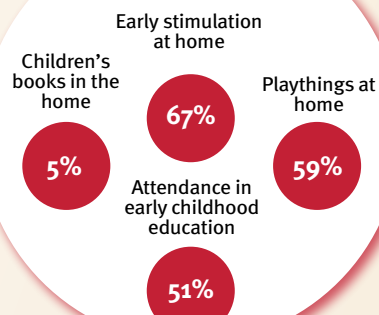
### Health



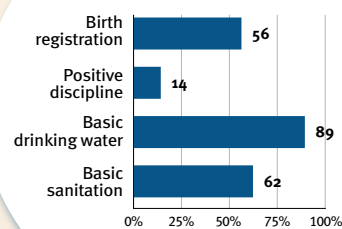
### Nutrition



### Early learning



### Security and safety



### Responsive caregiving

Public information about ECD  
Parental mental health  
Parent support (groups, home visits)  
Quality child day care

?

Comparative country data urgently needed

### International conventions

✓	Convention on the Rights of the Child
✓	Convention on the Rights of Persons with Disabilities
✓	CRC Optional Protocol on the Sale of Children, Child Prostitution and Child Pornography
✓	Hague Convention on Protection of Children and Cooperation in Respect of Intercountry Adoption





# Netherlands

*Countdown to 2030*

Women's, Children's & Adolescents' Health

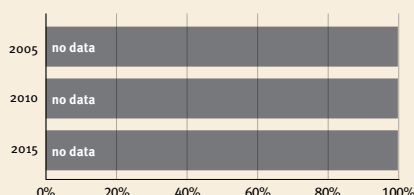
## Demographics

Population	17,134,873
Annual births	173,080
Children under 5	858,900 (5%)
Under-five mortality	4/1,000

## Threats to Early Childhood Development

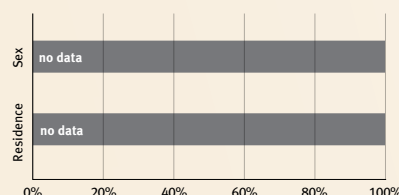
Maternal mortality	5/100,000	Young mothers (births by 18y)	no data
Low birthweight	6%	Preterm births	8%
Child poverty	no data	Under-five stunting	no data
Violent discipline	no data	Inadequate supervision	no data

## Young children at risk of poor development

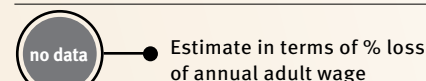


At risk in 2005, 2010 and 2015, using a composite indicator of under-five stunting or poverty

## Risk by sex and residence



## Lifetime cost of growth deficit in early childhood



## Children with functional difficulty

no data

## Children developmentally on-track

no data

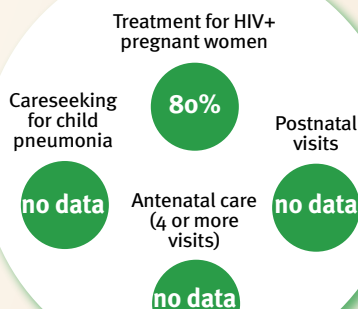
## Support and services for early childhood development: Nurturing care

Parents and caregivers need a facilitating environment of laws, policies, services and community support to assist them in providing their young children with nurturing care.

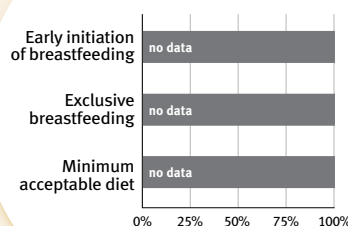
## Facilitating environments

Policies				
None	<14	14 – <18	18 – <26	≥26
Paid maternity leave (weeks)				
None	<14	14 – <18	18 – <26	≥26
Paid paternity leave (weeks)				
Not	Slightly	Moderately	Substantially	
International Code of Marketing of Breastmilk Substitutes (alignment)				
✓	National minimum wage			
✓	Child and family social protection			

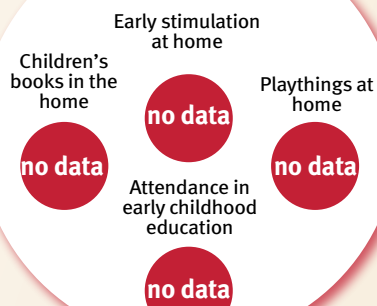
### Health



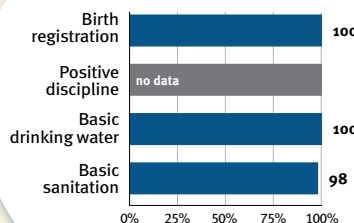
### Nutrition



### Early learning



### Security and safety



### Responsive caregiving

Public information about ECD  
Parental mental health  
Parent support (groups, home visits)  
Quality child day care

?

Comparative country data urgently needed

### International conventions

✓	Convention on the Rights of the Child
✓	Convention on the Rights of Persons with Disabilities
✓	CRC Optional Protocol on the Sale of Children, Child Prostitution and Child Pornography
✓	Hague Convention on Protection of Children and Cooperation in Respect of Intercountry Adoption



## New Zealand

*Countdown to 2030*

Women's, Children's & Adolescents' Health

### Demographics

Population	4,822,233
Annual births	59,671
Children under 5	301,256 (6%)
Under-five mortality	5/1,000

### Threats to Early Childhood Development

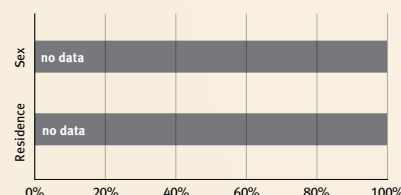
Maternal mortality	9/100,000	Young mothers (births by 18y)	no data
Low birthweight	6%	Preterm births	8%
Child poverty	no data	Under-five stunting	no data
Violent discipline	no data	Inadequate supervision	no data

### Young children at risk of poor development

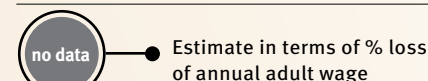


At risk in 2005, 2010 and 2015, using a composite indicator of under-five stunting or poverty

### Risk by sex and residence



### Lifetime cost of growth deficit in early childhood



### Children with functional difficulty

no data

### Children developmentally on-track

no data

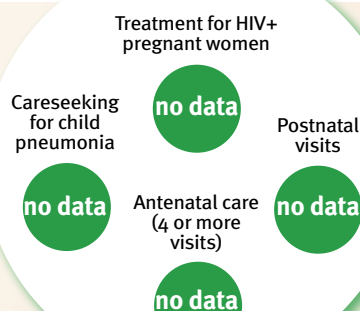
## Support and services for early childhood development: Nurturing care

Parents and caregivers need a facilitating environment of laws, policies, services and community support to assist them in providing their young children with nurturing care.

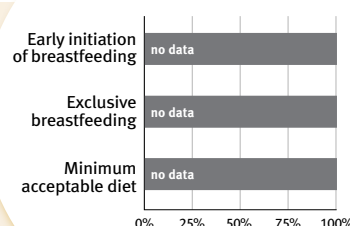
## Facilitating environments

Policies				
None	<14	14 – <18	18 – <26	≥26
Paid maternity leave (weeks)				
None	<14	14 – <18	18 – <26	≥26
Paid paternity leave (weeks)				
Not	Slightly	Moderately	Substantially	
International Code of Marketing of Breastmilk Substitutes (alignment)				
✓	National minimum wage			
✓	Child and family social protection			

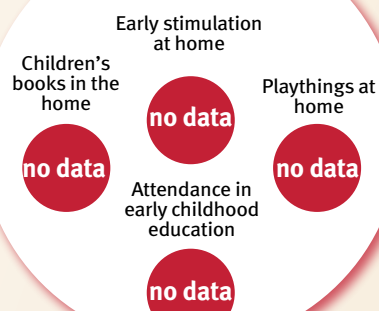
### Health



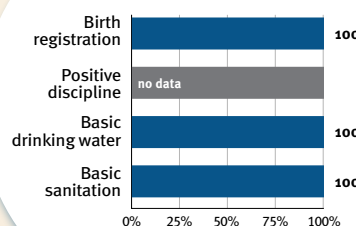
### Nutrition



### Early learning



### Security and safety



### Responsive caregiving

Public information about ECD  
Parental mental health  
Parent support (groups, home visits)  
Quality child day care



Comparative country data urgently needed

### International conventions

✓	Convention on the Rights of the Child
✓	Convention on the Rights of Persons with Disabilities
✓	CRC Optional Protocol on the Sale of Children, Child Prostitution and Child Pornography
✓	Hague Convention on Protection of Children and Cooperation in Respect of Intercountry Adoption



## Nicaragua

*Countdown to 2030*

Women's, Children's & Adolescents' Health

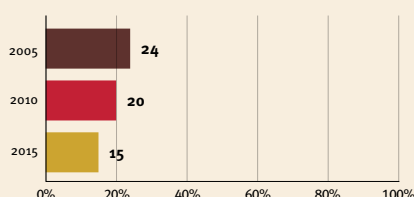
### Demographics

Population	6,624,554
Annual births	131,048
Children under 5	656,942 (10%)
Under-five mortality	17/1,000

### Threats to Early Childhood Development

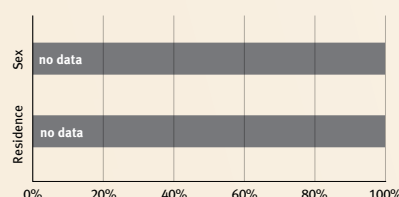
Maternal mortality	98/100,000	Young mothers (births by 18y)	28%
Low birthweight	11%	Preterm births	9%
Child poverty	no data	Under-five stunting	17%
Violent discipline	no data	Inadequate supervision	no data

### Young children at risk of poor development

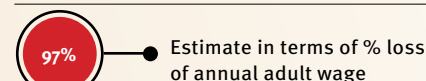


At risk in 2005, 2010 and 2015, using a composite indicator of under-five stunting or poverty

### Risk by sex and residence



### Lifetime cost of growth deficit in early childhood



### Children with functional difficulty

no data

### Children developmentally on-track

no data

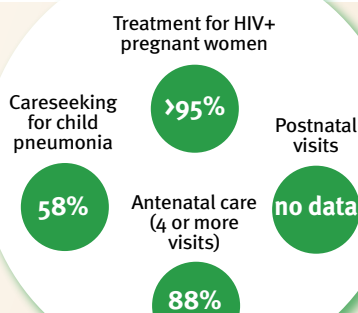
## Support and services for early childhood development: Nurturing care

Parents and caregivers need a facilitating environment of laws, policies, services and community support to assist them in providing their young children with nurturing care.

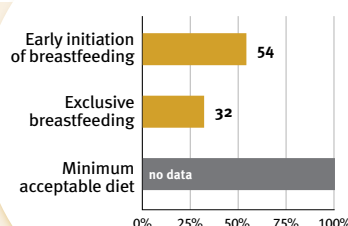
## Facilitating environments

Policies				
None	<14	14 – <18	18 – <26	≥26
Paid maternity leave (weeks)				
None	<14	14 – <18	18 – <26	≥26
Paid paternity leave (weeks)				
Not	Slightly	Moderately	Substantially	
International Code of Marketing of Breastmilk Substitutes (alignment)				
✓	National minimum wage			
✗	Child and family social protection			

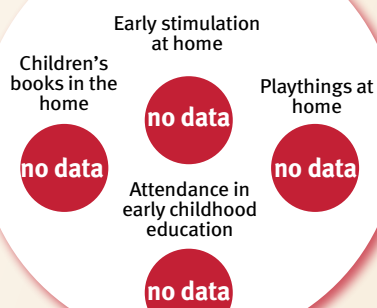
### Health



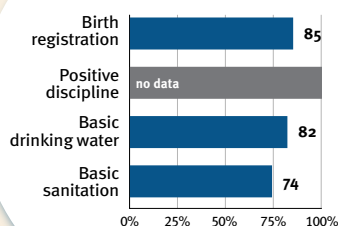
### Nutrition



### Early learning



### Security and safety



### Responsive caregiving

Public information about ECD  
Parental mental health  
Parent support (groups, home visits)  
Quality child day care

?

Comparative country data urgently needed

### International conventions

✓	Convention on the Rights of the Child
✓	Convention on the Rights of Persons with Disabilities
✓	CRC Optional Protocol on the Sale of Children, Child Prostitution and Child Pornography
✗	Hague Convention on Protection of Children and Cooperation in Respect of Intercountry Adoption



## Niger

## Countdown to 2030

Women's, Children's & Adolescents' Health

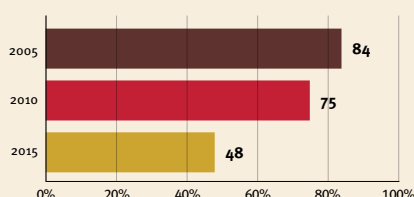
### Demographics

Population	24,206,636
Annual births	1,098,096
Children under 5	4,787,474 (20%)
Under-five mortality	80/1,000

### Threats to Early Childhood Development

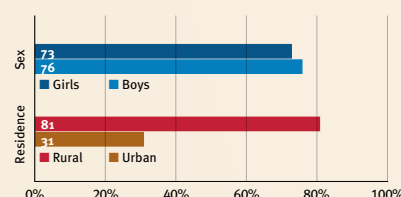
Maternal mortality	509/100,000	Young mothers (births by 18y)	48%
Low birthweight	no data	Preterm births	9%
Child poverty	57%	Under-five stunting	48%
Violent discipline	80%	Inadequate supervision	no data

### Young children at risk of poor development

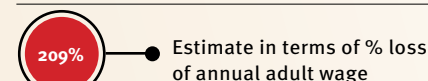


At risk in 2005, 2010 and 2015, using a composite indicator of under-five stunting or poverty

### Risk by sex and residence



### Lifetime cost of growth deficit in early childhood



### Children with functional difficulty

no data

### Children developmentally on-track

no data

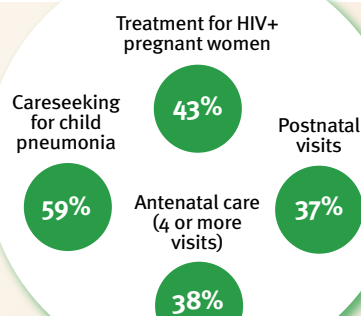
## Support and services for early childhood development: Nurturing care

Parents and caregivers need a facilitating environment of laws, policies, services and community support to assist them in providing their young children with nurturing care.

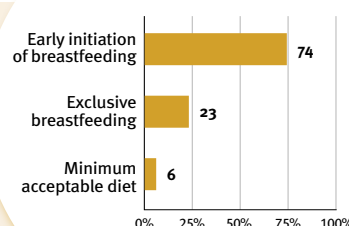
## Facilitating environments

Policies				
None	<14	14 – <18	18 – <26	≥26
Paid maternity leave (weeks)				
None	<14	14 – <18	18 – <26	≥26
Paid paternity leave (weeks)				
Not	Slightly	Moderately	Substantially	
International Code of Marketing of Breastmilk Substitutes (alignment)				
✓	National minimum wage			
✗	Child and family social protection			

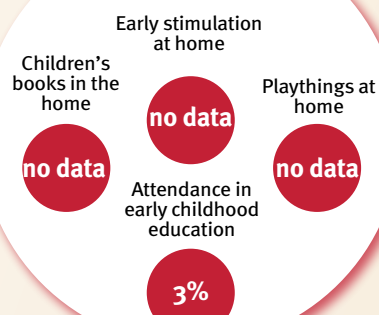
### Health



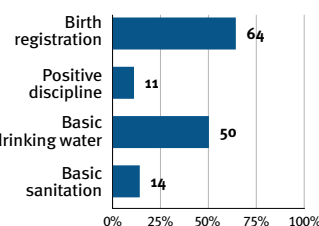
### Nutrition



### Early learning



### Security and safety



### Responsive caregiving

Public information about ECD  
Parental mental health  
Parent support (groups, home visits)  
Quality child day care



Comparative country data urgently needed

### International conventions

✓	Convention on the Rights of the Child
✓	Convention on the Rights of Persons with Disabilities
✓	CRC Optional Protocol on the Sale of Children, Child Prostitution and Child Pornography
✗	Hague Convention on Protection of Children and Cooperation in Respect of Intercountry Adoption



## Nigeria

*Countdown to 2030*

Women's, Children's & Adolescents' Health

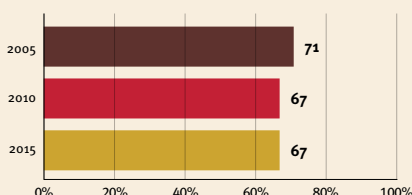
### Demographics

Population	206,139,587
Annual births	7,639,486
Children under 5	33,938,795 (16%)
Under-five mortality	117/1,000

### Threats to Early Childhood Development

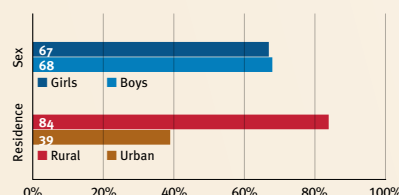
Maternal mortality	917/100,000	Young mothers (births by 18y)	28%
Low birthweight	no data	Preterm births	12%
Child poverty	54%	Under-five stunting	37%
Violent discipline	80%	Inadequate supervision	32%

### Young children at risk of poor development

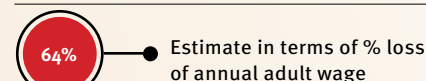


At risk in 2005, 2010 and 2015, using a composite indicator of under-five stunting or poverty

### Risk by sex and residence



### Lifetime cost of growth deficit in early childhood



### Children with functional difficulty

no data

### Children developmentally on-track

61%

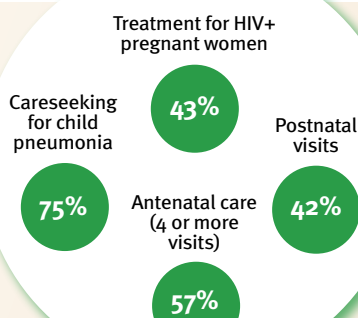
## Support and services for early childhood development: Nurturing care

Parents and caregivers need a facilitating environment of laws, policies, services and community support to assist them in providing their young children with nurturing care.

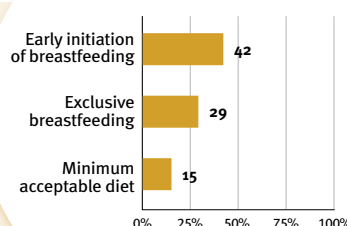
## Facilitating environments

Policies				
None	<14	14 – <18	18 – <26	≥26
Paid maternity leave (weeks)				
None	<14	14 – <18	18 – <26	≥26
Paid paternity leave (weeks)				
Not	Slightly	Moderately	Substantially	
International Code of Marketing of Breastmilk Substitutes (alignment)				
✓	National minimum wage			
✗	Child and family social protection			

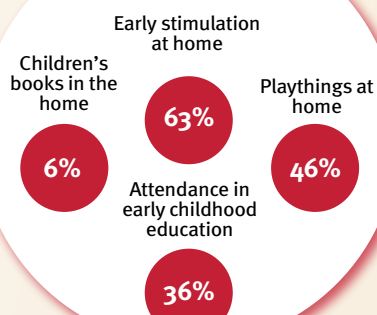
### Health



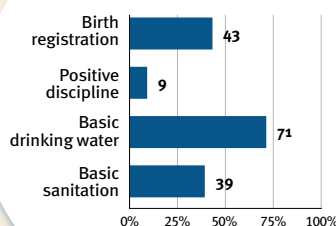
### Nutrition



### Early learning



### Security and safety



### Responsive caregiving

Public information about ECD  
Parental mental health  
Parent support (groups, home visits)  
Quality child day care

?

Comparative country data urgently needed

### International conventions

✓	Convention on the Rights of the Child
✓	Convention on the Rights of Persons with Disabilities
✓	CRC Optional Protocol on the Sale of Children, Child Prostitution and Child Pornography
✗	Hague Convention on Protection of Children and Cooperation in Respect of Intercountry Adoption





## North Macedonia

*Countdown to 2030*

Women's, Children's & Adolescents' Health

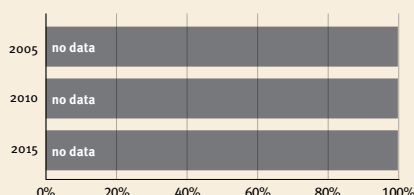
### Demographics

Population	2,083,380
Annual births	21,827
Children under 5	111,883 (5%)
Under-five mortality	6/1,000

### Threats to Early Childhood Development

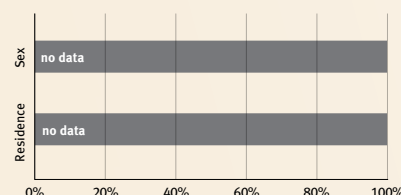
Maternal mortality	7/100,000	Young mothers (births by 18y)	2%
Low birthweight	9%	Preterm births	7%
Child poverty	no data	Under-five stunting	5%
Violent discipline	69%	Inadequate supervision	5%

### Young children at risk of poor development

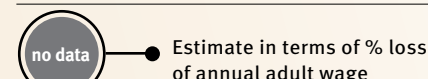


At risk in 2005, 2010 and 2015, using a composite indicator of under-five stunting or poverty

### Risk by sex and residence



### Lifetime cost of growth deficit in early childhood



### Children with functional difficulty

2%

### Children developmentally on-track

93%

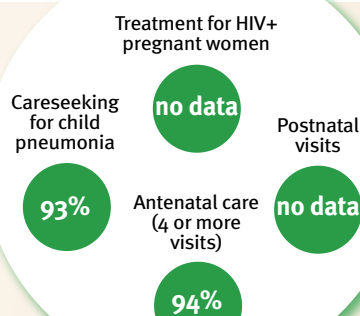
## Support and services for early childhood development: Nurturing care

Parents and caregivers need a facilitating environment of laws, policies, services and community support to assist them in providing their young children with nurturing care.

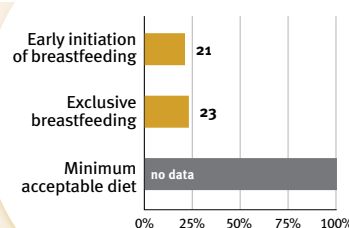
## Facilitating environments

Policies				
None	<14	14 – <18	18 – <26	≥26
Paid maternity leave (weeks)				
None	<14	14 – <18	18 – <26	≥26
Paid paternity leave (weeks)				
Not	Slightly	Moderately	Substantially	
International Code of Marketing of Breastmilk Substitutes (alignment)				
X	National minimum wage			
X	Child and family social protection			

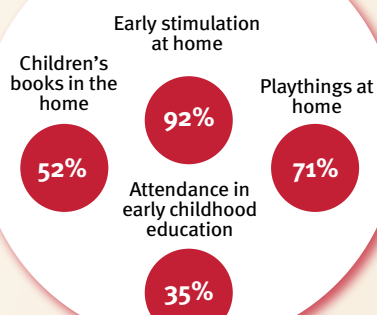
### Health



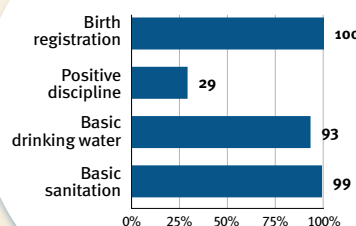
### Nutrition



### Early learning



### Security and safety



### Responsive caregiving

Public information about ECD  
Parental mental health  
Parent support (groups, home visits)  
Quality child day care



Comparative country data urgently needed

### International conventions

✓	Convention on the Rights of the Child
✓	Convention on the Rights of Persons with Disabilities
✓	CRC Optional Protocol on the Sale of Children, Child Prostitution and Child Pornography
✓	Hague Convention on Protection of Children and Cooperation in Respect of Intercountry Adoption



## Norway

## Countdown to 2030

Women's, Children's & Adolescents' Health

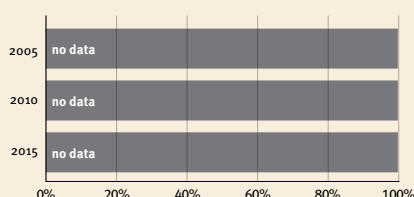
### Demographics

Population	5,421,242
Annual births	60,032
Children under 5	301,748 (6%)
Under-five mortality	2/1,000

### Threats to Early Childhood Development

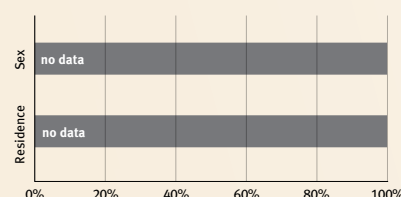
Maternal mortality	2/100,000	Young mothers (births by 18y)	no data
Low birthweight	4%	Preterm births	6%
Child poverty	no data	Under-five stunting	no data
Violent discipline	no data	Inadequate supervision	no data

### Young children at risk of poor development

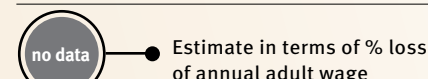


At risk in 2005, 2010 and 2015, using a composite indicator of under-five stunting or poverty

### Risk by sex and residence



### Lifetime cost of growth deficit in early childhood



### Children with functional difficulty

no data

### Children developmentally on-track

no data

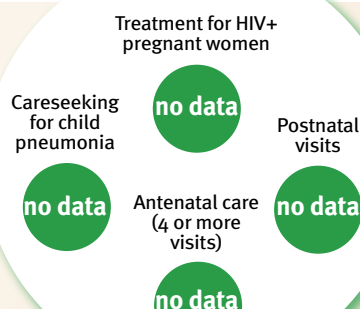
## Support and services for early childhood development: Nurturing care

Parents and caregivers need a facilitating environment of laws, policies, services and community support to assist them in providing their young children with nurturing care.

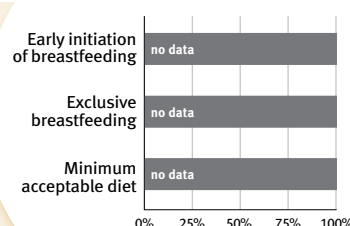
## Facilitating environments

Policies				
None	<14	14 – <18	18 – <26	≥26
Paid maternity leave (weeks)				
None	<14	14 – <18	18 – <26	≥26
Paid paternity leave (weeks)				
Not	Slightly	Moderately	Substantially	
International Code of Marketing of Breastmilk Substitutes (alignment)				
no data	National minimum wage			
✓	Child and family social protection			

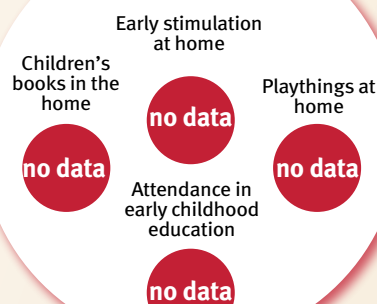
### Health



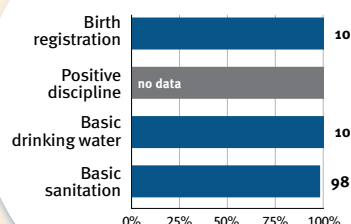
### Nutrition



### Early learning



### Security and safety



### Responsive caregiving

Public information about ECD  
Parental mental health  
Parent support (groups, home visits)  
Quality child day care



Comparative country data urgently needed

### International conventions

✓	Convention on the Rights of the Child
✓	Convention on the Rights of Persons with Disabilities
✓	CRC Optional Protocol on the Sale of Children, Child Prostitution and Child Pornography
✓	Hague Convention on Protection of Children and Cooperation in Respect of Intercountry Adoption



## Oman

## Countdown to 2030

Women's, Children's & Adolescents' Health

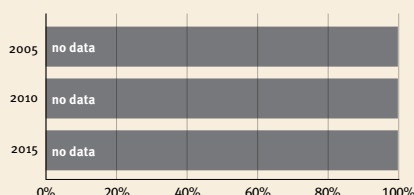
### Demographics

Population	5,106,622
Annual births	89,906
Children under 5	453,666 (9%)
Under-five mortality	11/1,000

### Threats to Early Childhood Development

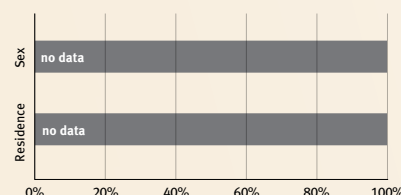
Maternal mortality	19/100,000	Young mothers (births by 18y)	no data
Low birthweight	11%	Preterm births	14%
Child poverty	no data	Under-five stunting	11%
Violent discipline	no data	Inadequate supervision	45%

### Young children at risk of poor development

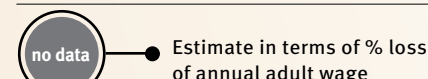


At risk in 2005, 2010 and 2015, using a composite indicator of under-five stunting or poverty

### Risk by sex and residence



### Lifetime cost of growth deficit in early childhood



### Children with functional difficulty



### Children developmentally on-track



## Support and services for early childhood development: Nurturing care

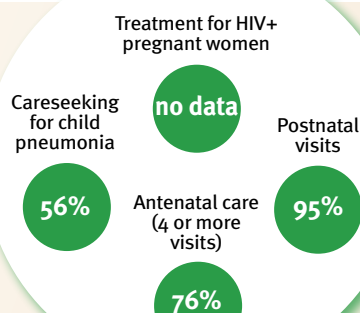
Parents and caregivers need a facilitating environment of laws, policies, services and community support to assist them in providing their young children with nurturing care.

## Facilitating environments

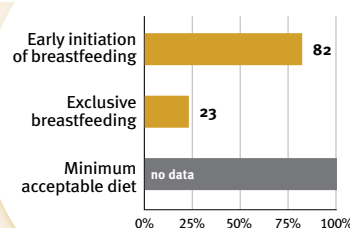
### Policies

None	<14	14 – <18	18 – <26	≥26
Paid maternity leave (weeks)				
None	<14	14 – <18	18 – <26	≥26
Paid paternity leave (weeks)				
Not	Slightly	Moderately	Substantially	
International Code of Marketing of Breastmilk Substitutes (alignment)				
✓	National minimum wage			
✗	Child and family social protection			

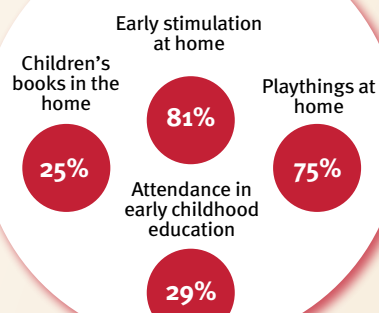
### Health



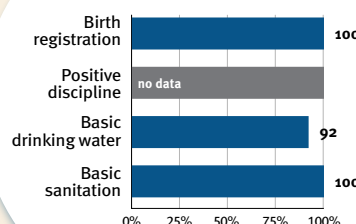
### Nutrition



### Early learning



### Security and safety



### Responsive caregiving

Public information about ECD  
Parental mental health  
Parent support (groups, home visits)  
Quality child day care



Comparative country data urgently needed

### International conventions

✓	Convention on the Rights of the Child
✓	Convention on the Rights of Persons with Disabilities
✓	CRC Optional Protocol on the Sale of Children, Child Prostitution and Child Pornography
✗	Hague Convention on Protection of Children and Cooperation in Respect of Intercountry Adoption



## Palau

## Countdown to 2030

Women's, Children's & Adolescents' Health

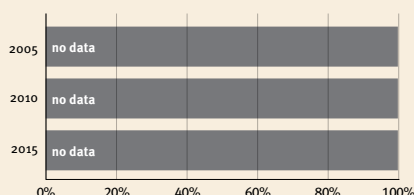
### Demographics

Population	18,092
Annual births	no data
Children under 5	no data (no data)
Under-five mortality	17/1,000

### Threats to Early Childhood Development

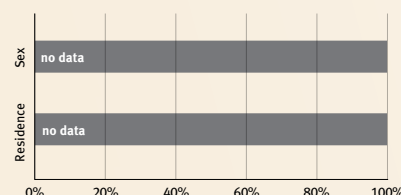
Maternal mortality	no data/100,000	Young mothers (births by 18y)	no data
Low birthweight	no data	Preterm births	no data
Child poverty	no data	Under-five stunting	no data
Violent discipline	no data	Inadequate supervision	no data

### Young children at risk of poor development

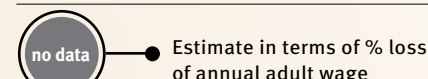


At risk in 2005, 2010 and 2015, using a composite indicator of under-five stunting or poverty

### Risk by sex and residence



### Lifetime cost of growth deficit in early childhood



### Children with functional difficulty

no data

### Children developmentally on-track

no data

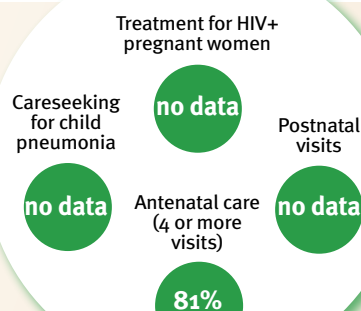
## Support and services for early childhood development: Nurturing care

Parents and caregivers need a facilitating environment of laws, policies, services and community support to assist them in providing their young children with nurturing care.

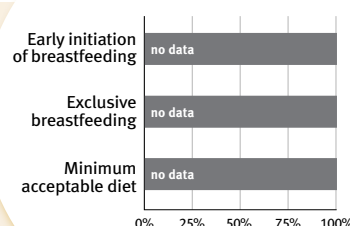
## Facilitating environments

Policies				
None	<14	14 – <18	18 – <26	≥26
Paid maternity leave (weeks)				
None	<14	14 – <18	18 – <26	≥26
Paid paternity leave (weeks)				
Not	Slightly	Moderately	Substantially	
International Code of Marketing of Breastmilk Substitutes (alignment)				
no data	National minimum wage			
X	Child and family social protection			

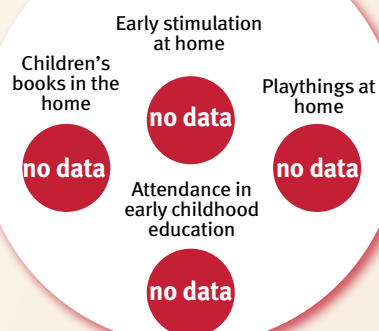
### Health



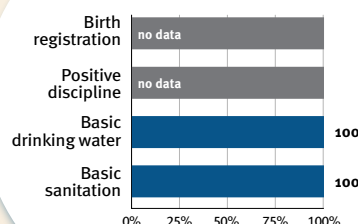
### Nutrition



### Early learning



### Security and safety



### Responsive caregiving

Public information about ECD  
Parental mental health  
Parent support (groups, home visits)  
Quality child day care



Comparative country data urgently needed

### International conventions

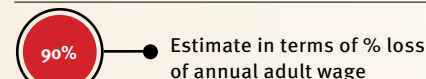
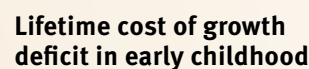
✓	Convention on the Rights of the Child
✓	Convention on the Rights of Persons with Disabilities
X	CRC Optional Protocol on the Sale of Children, Child Prostitution and Child Pornography
X	Hague Convention on Protection of Children and Cooperation in Respect of Intercountry Adoption

## Countdown to 2030

## Demographics

## Threats to Early Childhood Development

## Young children at risk of poor development



### Children with functional difficulty



## Children developmentally on-track



At risk in 2005, 2010 and 2015, using a composite indicator of under-five stunting or poverty

## Support and services for early childhood development: Nurturing care

Parents and caregivers need a facilitating environment of laws, policies, services and community support to assist them in providing their young children with nurturing care.

## Facilitating environments

## Health

## Treatment for HIV+ pregnant women

### Careseeking for child pneumonia

no data

Postnatal

Antenatal care  
(4 or more  
visits)

## Early learning

## Early stimulation at home

### Children's books in the home

74%

## Playthings at home

Attendance in  
early childhood  
education

37%

## Nutrition

### Early initiation of breastfeeding

Exclusive breastfeeding

Minimum  
acceptable diet

0% 25% 50% 75% 100%

## Responsive caregiving

Public information about ECD  
Parental mental health  
Parent support (groups, home visits)  
Quality child day care

## Comparative country data urgently needed

## Security and safety

Service	Percentage
Birth registration	96%
Positive discipline	33%
Basic drinking water	96%
Basic sanitation	83%

## International conventions

✓	Convention on the Rights of the Child
✓	Convention on the Rights of Persons with Disabilities
✓	CRC Optional Protocol on the Sale of Children, Child Prostitution and Child Pornography
✓	Hague Convention on Protection of Children and Cooperation in Respect of Intercountry Adoption





## Pakistan

*Countdown to 2030*

Women's, Children's & Adolescents' Health

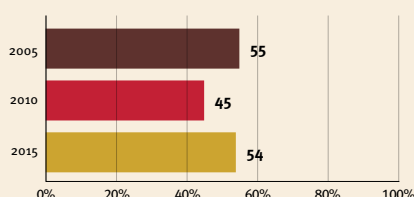
### Demographics

Population	220,892,331
Annual births	6,045,567
Children under 5	27,962,852 (13%)
Under-five mortality	67/1,000

### Threats to Early Childhood Development

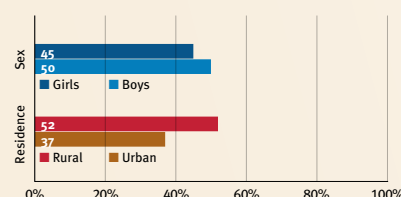
Maternal mortality	140/100,000	Young mothers (births by 18y)	7%
Low birthweight	no data	Preterm births	16%
Child poverty	9%	Under-five stunting	38%
Violent discipline	no data	Inadequate supervision	no data

### Young children at risk of poor development

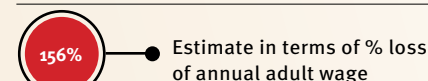


At risk in 2005, 2010 and 2015, using a composite indicator of under-five stunting or poverty

### Risk by sex and residence



### Lifetime cost of growth deficit in early childhood



### Children with functional difficulty

no data

### Children developmentally on-track

no data

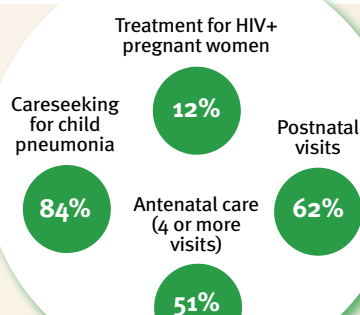
## Support and services for early childhood development: Nurturing care

Parents and caregivers need a facilitating environment of laws, policies, services and community support to assist them in providing their young children with nurturing care.

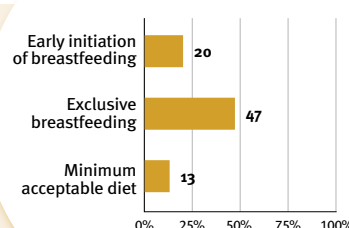
## Facilitating environments

Policies				
None	<14	14 – <18	18 – <26	≥26
Paid maternity leave (weeks)				
None	<14	14 – <18	18 – <26	≥26
Paid paternity leave (weeks)				
Not	Slightly	Moderately	Substantially	
International Code of Marketing of Breastmilk Substitutes (alignment)				
✓	National minimum wage			
✓	Child and family social protection			

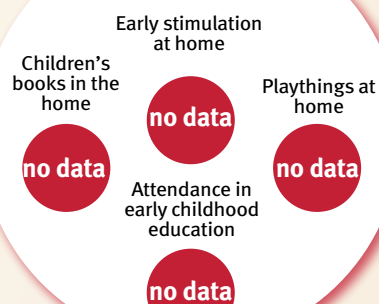
### Health



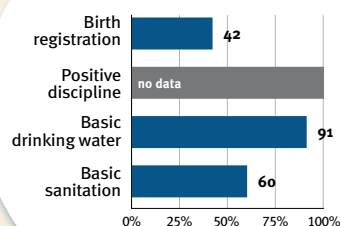
### Nutrition



### Early learning



### Security and safety



### Responsive caregiving

Public information about ECD  
Parental mental health  
Parent support (groups, home visits)  
Quality child day care



Comparative country data urgently needed

### International conventions

✓	Convention on the Rights of the Child
✓	Convention on the Rights of Persons with Disabilities
✓	CRC Optional Protocol on the Sale of Children, Child Prostitution and Child Pornography
✗	Hague Convention on Protection of Children and Cooperation in Respect of Intercountry Adoption

# Papua New Guinea

## Countdown to 2030

Women's, Children's & Adolescents' Health

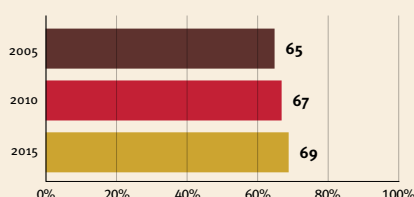
### Demographics

Population	8,947,027
Annual births	237,474
Children under 5	1,107,184 (12%)
Under-five mortality	45/1,000

### Threats to Early Childhood Development

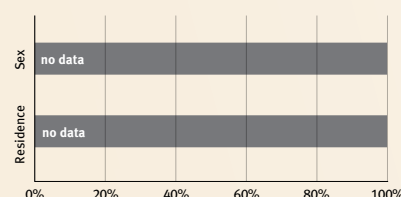
Maternal mortality	145/100,000	Young mothers (births by 18y)	14%
Low birthweight	no data	Preterm births	7%
Child poverty	no data	Under-five stunting	49%
Violent discipline	no data	Inadequate supervision	no data

### Young children at risk of poor development

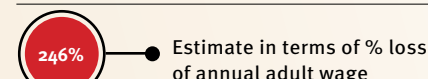


At risk in 2005, 2010 and 2015, using a composite indicator of under-five stunting or poverty

### Risk by sex and residence



### Lifetime cost of growth deficit in early childhood



### Children with functional difficulty

no data

### Children developmentally on-track

no data

## Support and services for early childhood development: Nurturing care

Parents and caregivers need a facilitating environment of laws, policies, services and community support to assist them in providing their young children with nurturing care.

## Facilitating environments

Policies				
None	<14	14 – <18	18 – <26	≥26
Paid maternity leave (weeks)				
None	<14	14 – <18	18 – <26	≥26
Paid paternity leave (weeks)				
Not	Slightly	Moderately	Substantially	
International Code of Marketing of Breastmilk Substitutes (alignment)				
✓	National minimum wage			
✗	Child and family social protection			

### Health

Treatment for HIV+ pregnant women

Careseeking for child pneumonia

82%

Postnatal visits

46%

Antenatal care (4 or more visits)

49%

### Early learning

Early stimulation at home

Children's books in the home

no data

Playthings at home

no data

Attendance in early childhood education

no data

### Nutrition

Early initiation of breastfeeding

no data

Exclusive breastfeeding

60

Minimum acceptable diet

no data

### Responsive caregiving

Public information about ECD  
Parental mental health  
Parent support (groups, home visits)  
Quality child day care

?

Comparative country data urgently needed

### Security and safety

Birth registration

13

Positive discipline

no data

Basic drinking water

41

Basic sanitation

13

### International conventions

✓	Convention on the Rights of the Child
✓	Convention on the Rights of Persons with Disabilities
✗	CRC Optional Protocol on the Sale of Children, Child Prostitution and Child Pornography
✗	Hague Convention on Protection of Children and Cooperation in Respect of Intercountry Adoption



## Paraguay

*Countdown to 2030*

Women's, Children's & Adolescents' Health

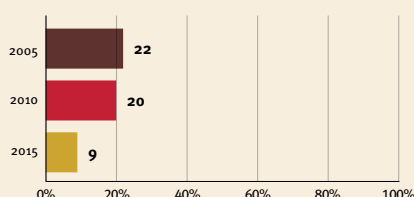
### Demographics

Population	7,132,530
Annual births	143,305
Children under 5	701,092 (10%)
Under-five mortality	19/1,000

### Threats to Early Childhood Development

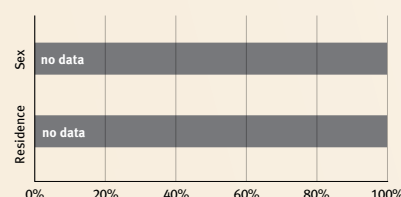
Maternal mortality	129/100,000	Young mothers (births by 18y)	no data
Low birthweight	8%	Preterm births	8%
Child poverty	2%	Under-five stunting	6%
Violent discipline	61%	Inadequate supervision	3%

### Young children at risk of poor development

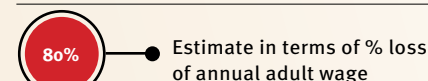


At risk in 2005, 2010 and 2015, using a composite indicator of under-five stunting or poverty

### Risk by sex and residence



### Lifetime cost of growth deficit in early childhood



### Children with functional difficulty

no data

### Children developmentally on-track

82%

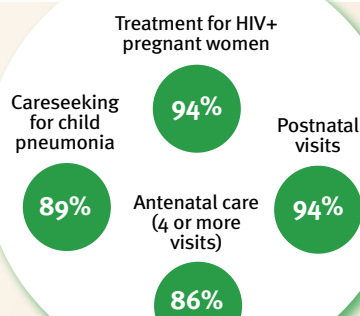
## Support and services for early childhood development: Nurturing care

Parents and caregivers need a facilitating environment of laws, policies, services and community support to assist them in providing their young children with nurturing care.

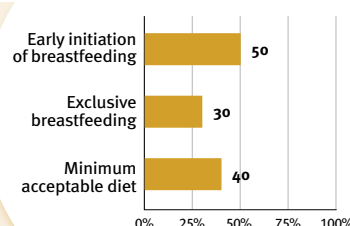
## Facilitating environments

Policies				
None	<14	14 – <18	18 – <26	≥26
Paid maternity leave (weeks)				
None	<14	14 – <18	18 – <26	≥26
Paid paternity leave (weeks)				
Not	Slightly	Moderately	Substantially	
International Code of Marketing of Breastmilk Substitutes (alignment)				
✓	National minimum wage			
✗	Child and family social protection			

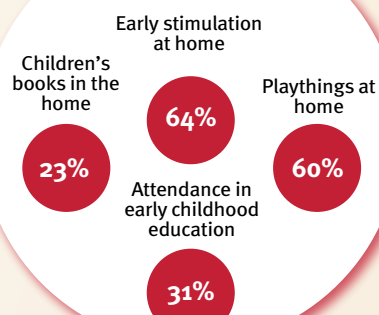
### Health



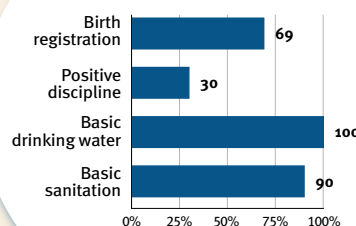
### Nutrition



### Early learning



### Security and safety



### Responsive caregiving

Public information about ECD  
Parental mental health  
Parent support (groups, home visits)  
Quality child day care

?

Comparative country data urgently needed

### International conventions

✓	Convention on the Rights of the Child
✓	Convention on the Rights of Persons with Disabilities
✓	CRC Optional Protocol on the Sale of Children, Child Prostitution and Child Pornography
✓	Hague Convention on Protection of Children and Cooperation in Respect of Intercountry Adoption



## Peru

## Countdown to 2030

Women's, Children's & Adolescents' Health

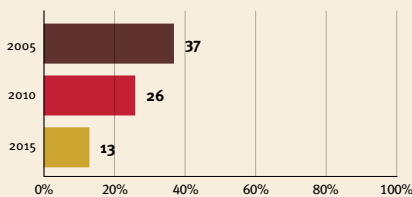
### Demographics

Population	32,971,846
Annual births	574,987
Children under 5	2,833,265 (9%)
Under-five mortality	13/1,000

### Threats to Early Childhood Development

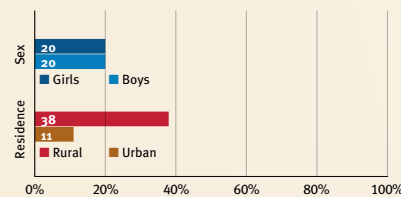
Maternal mortality	88/100,000	Young mothers (births by 18y)	16%
Low birthweight	9%	Preterm births	7%
Child poverty	4%	Under-five stunting	12%
Violent discipline	no data	Inadequate supervision	no data

### Young children at risk of poor development

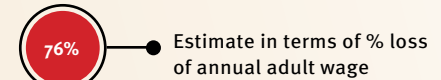


At risk in 2005, 2010 and 2015, using a composite indicator of under-five stunting or poverty

### Risk by sex and residence



### Lifetime cost of growth deficit in early childhood



### Children with functional difficulty

no data

### Children developmentally on-track

no data

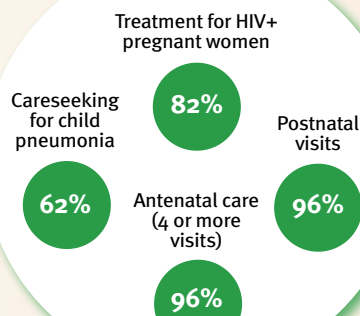
## Support and services for early childhood development: Nurturing care

Parents and caregivers need a facilitating environment of laws, policies, services and community support to assist them in providing their young children with nurturing care.

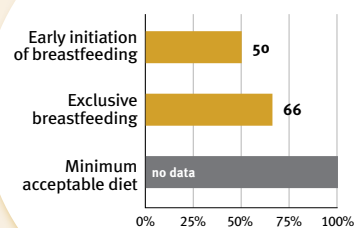
## Facilitating environments

Policies				
None	<14	14 – <18	18 – <26	≥26
Paid maternity leave (weeks)				
None	<14	14 – <18	18 – <26	≥26
Paid paternity leave (weeks)				
None	<14	14 – <18	18 – <26	≥26
International Code of Marketing of Breastmilk Substitutes (alignment)				
Not	Slightly	Moderately	Substantially	
✓				National minimum wage
✗				Child and family social protection


### Health



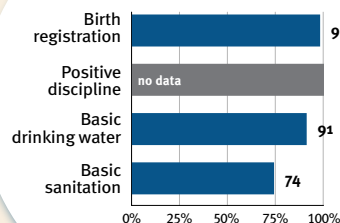
### Nutrition



### Early learning



### Security and safety



### Responsive caregiving

Public information about ECD  
Parental mental health  
Parent support (groups, home visits)  
Quality child day care

?

Comparative country data urgently needed

### International conventions

✓	Convention on the Rights of the Child
✓	Convention on the Rights of Persons with Disabilities
✓	CRC Optional Protocol on the Sale of Children, Child Prostitution and Child Pornography
✓	Hague Convention on Protection of Children and Cooperation in Respect of Intercountry Adoption



## Philippines

*Countdown to 2030*

Women's, Children's & Adolescents' Health

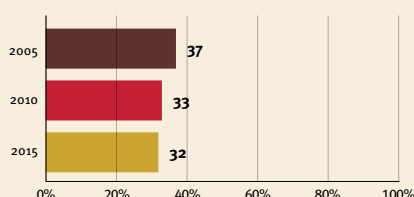
### Demographics

Population	109,581,085
Annual births	2,182,501
Children under 5	10,616,342 (10%)
Under-five mortality	27/1,000

### Threats to Early Childhood Development

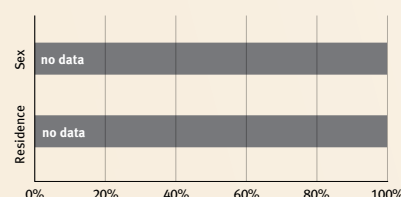
Maternal mortality	121/100,000	Young mothers (births by 18y)	11%
Low birthweight	20%	Preterm births	15%
Child poverty	no data	Under-five stunting	30%
Violent discipline	no data	Inadequate supervision	no data

### Young children at risk of poor development

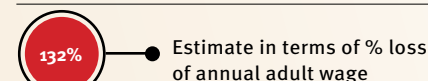


At risk in 2005, 2010 and 2015, using a composite indicator of under-five stunting or poverty

### Risk by sex and residence



### Lifetime cost of growth deficit in early childhood



### Children with functional difficulty

no data

### Children developmentally on-track

no data

## Support and services for early childhood development: Nurturing care

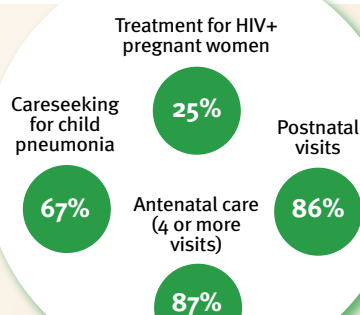
Parents and caregivers need a facilitating environment of laws, policies, services and community support to assist them in providing their young children with nurturing care.

## Facilitating environments

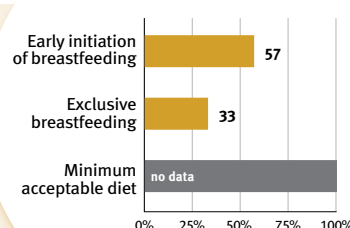
### Policies

None	<14	14 – <18	18 – <26	≥26
Paid maternity leave (weeks)				
None	<14	14 – <18	18 – <26	≥26
Paid paternity leave (weeks)				
None	<14	14 – <18	18 – <26	≥26
Not	Slightly	Moderately	Substantially	
International Code of Marketing of Breastmilk Substitutes (alignment)				
✓	National minimum wage			
✗	Child and family social protection			


### Health



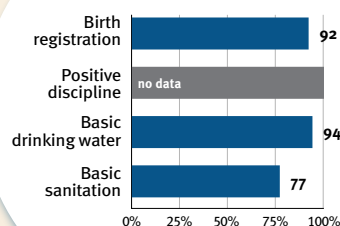
### Nutrition



### Early learning



### Security and safety



### Responsive caregiving

Public information about ECD  
Parental mental health  
Parent support (groups, home visits)  
Quality child day care



Comparative country data urgently needed

### International conventions

✓	Convention on the Rights of the Child
✓	Convention on the Rights of Persons with Disabilities
✓	CRC Optional Protocol on the Sale of Children, Child Prostitution and Child Pornography
✓	Hague Convention on Protection of Children and Cooperation in Respect of Intercountry Adoption





## Poland

*Countdown to 2030*

Women's, Children's & Adolescents' Health

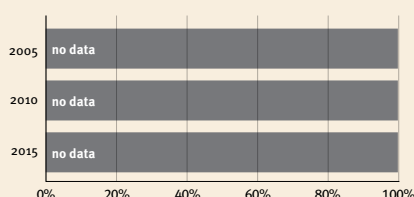
### Demographics

Population	37,846,605
Annual births	361,779
Children under 5	1,884,914 (5%)
Under-five mortality	4/1,000

### Threats to Early Childhood Development

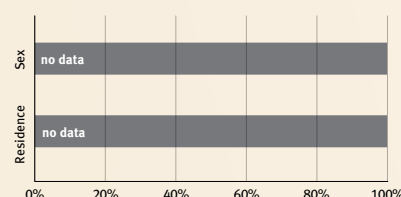
Maternal mortality	2/100,000	Young mothers (births by 18y)	no data
Low birthweight	6%	Preterm births	7%
Child poverty	no data	Under-five stunting	3%
Violent discipline	no data	Inadequate supervision	no data

### Young children at risk of poor development

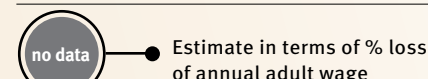


At risk in 2005, 2010 and 2015, using a composite indicator of under-five stunting or poverty

### Risk by sex and residence



### Lifetime cost of growth deficit in early childhood



### Children with functional difficulty

no data

### Children developmentally on-track

no data

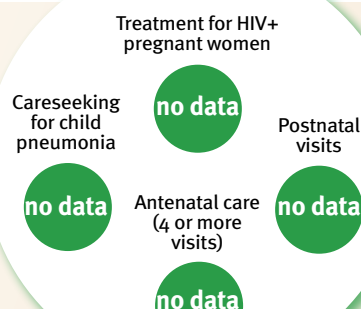
## Support and services for early childhood development: Nurturing care

Parents and caregivers need a facilitating environment of laws, policies, services and community support to assist them in providing their young children with nurturing care.

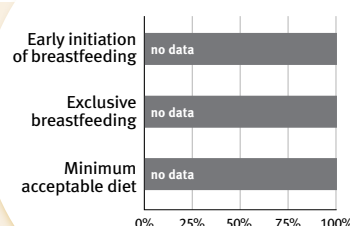
## Facilitating environments

Policies				
None	<14	14 – <18	18 – <26	≥26
Paid maternity leave (weeks)				
None	<14	14 – <18	18 – <26	≥26
Paid paternity leave (weeks)				
Not	Slightly	Moderately	Substantially	
International Code of Marketing of Breastmilk Substitutes (alignment)				
✓	National minimum wage			
✓	Child and family social protection			

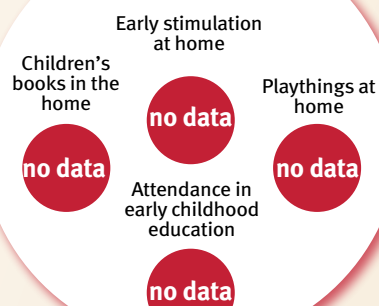
### Health



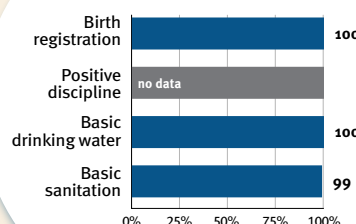
### Nutrition



### Early learning



### Security and safety



### Responsive caregiving

Public information about ECD  
Parental mental health  
Parent support (groups, home visits)  
Quality child day care



Comparative country data urgently needed

### International conventions

✓	Convention on the Rights of the Child
✓	Convention on the Rights of Persons with Disabilities
✓	CRC Optional Protocol on the Sale of Children, Child Prostitution and Child Pornography
✓	Hague Convention on Protection of Children and Cooperation in Respect of Intercountry Adoption



## Portugal

*Countdown to 2030*

Women's, Children's & Adolescents' Health

### Demographics

Population	10,196,707
Annual births	78,491
Children under 5	400,652 (4%)
Under-five mortality	4/1,000

### Threats to Early Childhood Development

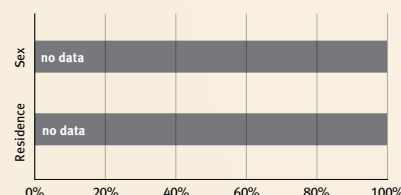
Maternal mortality	8/100,000	Young mothers (births by 18y)	no data
Low birthweight	9%	Preterm births	8%
Child poverty	no data	Under-five stunting	no data
Violent discipline	no data	Inadequate supervision	no data

### Young children at risk of poor development

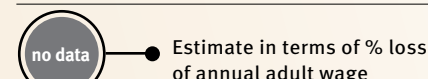


At risk in 2005, 2010 and 2015, using a composite indicator of under-five stunting or poverty

### Risk by sex and residence



### Lifetime cost of growth deficit in early childhood



### Children with functional difficulty

no data

### Children developmentally on-track

no data

## Support and services for early childhood development: Nurturing care

Parents and caregivers need a facilitating environment of laws, policies, services and community support to assist them in providing their young children with nurturing care.

## Facilitating environments

Policies				
None	<14	14 – <18	18 – <26	≥26
Paid maternity leave (weeks)				
None	<14	14 – <18	18 – <26	≥26
Paid paternity leave (weeks)				
Not	Slightly	Moderately	Substantially	
International Code of Marketing of Breastmilk Substitutes (alignment)				
✓	National minimum wage			
✓	Child and family social protection			

### Health

Treatment for HIV+ pregnant women

Careseeking for child pneumonia

no data

no data

Postnatal visits

no data

Antenatal care (4 or more visits)

no data

### Early learning

Early stimulation at home

Children's books in the home

no data

no data

Playthings at home

no data

Attendance in early childhood education

no data

### Nutrition

Early initiation of breastfeeding

no data

Exclusive breastfeeding

no data

Minimum acceptable diet

no data

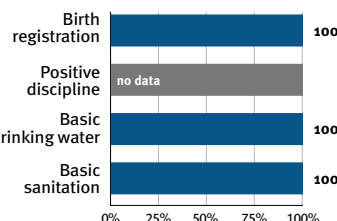
### Responsive caregiving

Public information about ECD  
Parental mental health  
Parent support (groups, home visits)  
Quality child day care

?

Comparative country data urgently needed

### Security and safety



### International conventions

✓	Convention on the Rights of the Child
✓	Convention on the Rights of Persons with Disabilities
✓	CRC Optional Protocol on the Sale of Children, Child Prostitution and Child Pornography
✓	Hague Convention on Protection of Children and Cooperation in Respect of Intercountry Adoption



## Qatar

## Countdown to 2030

Women's, Children's & Adolescents' Health

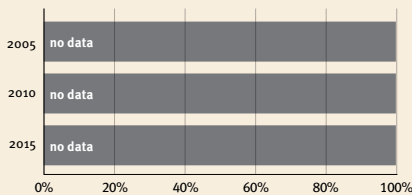
### Demographics

Population	2,881,060
Annual births	26,670
Children under 5	135,162 (5%)
Under-five mortality	7/1,000

### Threats to Early Childhood Development

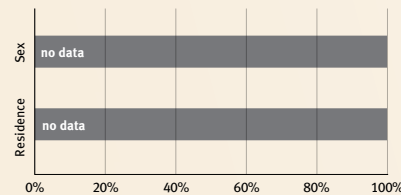
Maternal mortality	9/100,000	Young mothers (births by 18y)	no data
Low birthweight	7%	Preterm births	11%
Child poverty	no data	Under-five stunting	12%
Violent discipline	47%	Inadequate supervision	12%

### Young children at risk of poor development

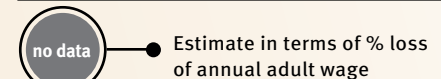


At risk in 2005, 2010 and 2015, using a composite indicator of under-five stunting or poverty

### Risk by sex and residence



### Lifetime cost of growth deficit in early childhood



### Children with functional difficulty

no data

### Children developmentally on-track

84%

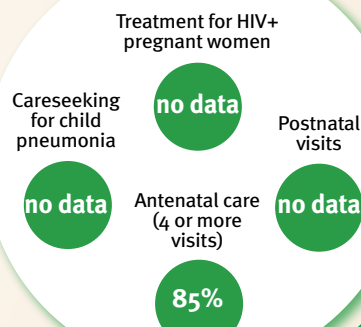
## Support and services for early childhood development: Nurturing care

Parents and caregivers need a facilitating environment of laws, policies, services and community support to assist them in providing their young children with nurturing care.

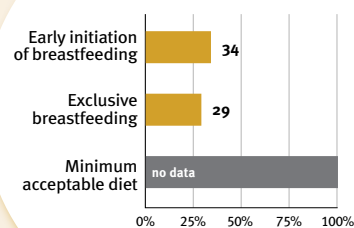
## Facilitating environments

Policies				
None	<14	14 – <18	18 – <26	≥26
Paid maternity leave (weeks)				
None	<14	14 – <18	18 – <26	≥26
Paid paternity leave (weeks)				
Not	Slightly	Moderately	Substantially	
International Code of Marketing of Breastmilk Substitutes (alignment)				
X	National minimum wage			
X	Child and family social protection			

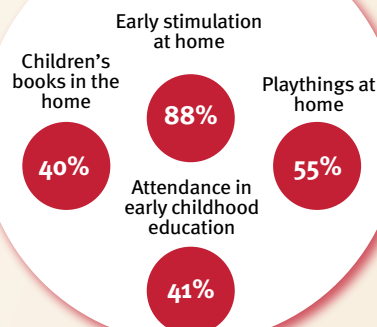
### Health



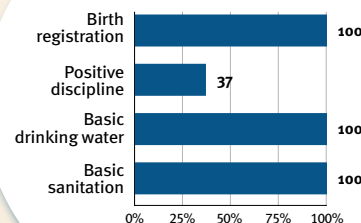
### Nutrition



### Early learning



### Security and safety



### Responsive caregiving

Public information about ECD  
Parental mental health  
Parent support (groups, home visits)  
Quality child day care

?

Comparative country data urgently needed

### International conventions

✓	Convention on the Rights of the Child
✓	Convention on the Rights of Persons with Disabilities
✓	CRC Optional Protocol on the Sale of Children, Child Prostitution and Child Pornography
X	Hague Convention on Protection of Children and Cooperation in Respect of Intercountry Adoption

# Republic of Korea

## Countdown to 2030

Women's, Children's & Adolescents' Health

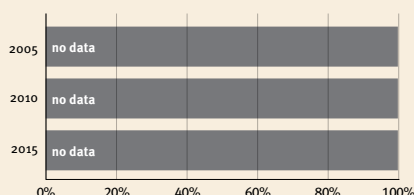
### Demographics

Population	51,269,183
Annual births	358,793
Children under 5	1,897,011 (4%)
Under-five mortality	3/1,000

### Threats to Early Childhood Development

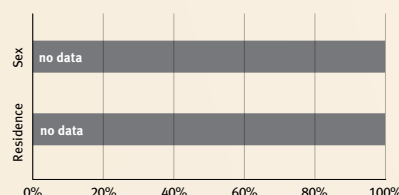
Maternal mortality	11/100,000	Young mothers (births by 18y)	no data
Low birthweight	6%	Preterm births	9%
Child poverty	no data	Under-five stunting	3%
Violent discipline	no data	Inadequate supervision	no data

### Young children at risk of poor development

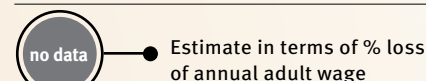


At risk in 2005, 2010 and 2015, using a composite indicator of under-five stunting or poverty

### Risk by sex and residence



### Lifetime cost of growth deficit in early childhood



### Children with functional difficulty

no data

### Children developmentally on-track

no data

## Support and services for early childhood development: Nurturing care

Parents and caregivers need a facilitating environment of laws, policies, services and community support to assist them in providing their young children with nurturing care.

## Facilitating environments

Policies				
None	<14	14 – <18	18 – <26	≥26
Paid maternity leave (weeks)				
None	<14	14 – <18	18 – <26	≥26
Paid paternity leave (weeks)				
Not	Slightly	Moderately	Substantially	
International Code of Marketing of Breastmilk Substitutes (alignment)				
✓	National minimum wage			
✗	Child and family social protection			

### Health

Treatment for HIV+ pregnant women

Careseeking for child pneumonia

no data

Antenatal care (4 or more visits)

97%

Postnatal visits

no data

### Early learning

Early stimulation at home

Children's books in the home

no data

Attendance in early childhood education

no data

Playthings at home

no data

### Nutrition

Early initiation of breastfeeding

no data

Exclusive breastfeeding

no data

Minimum acceptable diet

no data

0% 25% 50% 75% 100%

### Responsive caregiving

Public information about ECD  
Parental mental health  
Parent support (groups, home visits)  
Quality child day care

?

Comparative country data urgently needed

### Security and safety

Birth registration

no data

Positive discipline

no data

Basic drinking water

100

Basic sanitation

100

0% 25% 50% 75% 100%

### International conventions

✓	Convention on the Rights of the Child
✓	Convention on the Rights of Persons with Disabilities
✓	CRC Optional Protocol on the Sale of Children, Child Prostitution and Child Pornography
✓	Hague Convention on Protection of Children and Cooperation in Respect of Intercountry Adoption



## Republic of Moldova

*Countdown to 2030*

Women's, Children's & Adolescents' Health

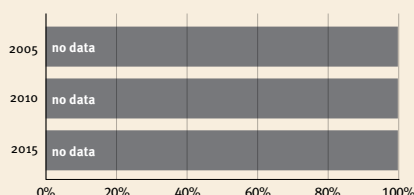
### Demographics

Population	4,033,963
Annual births	39,360
Children under 5	202,520 (5%)
Under-five mortality	14/1,000

### Threats to Early Childhood Development

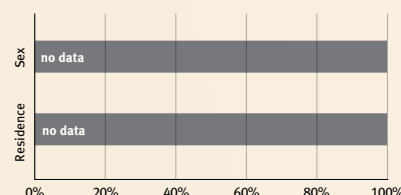
Maternal mortality	19/100,000	Young mothers (births by 18y)	4%
Low birthweight	5%	Preterm births	12%
Child poverty	no data	Under-five stunting	6%
Violent discipline	76%	Inadequate supervision	6%

### Young children at risk of poor development

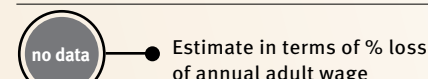


At risk in 2005, 2010 and 2015, using a composite indicator of under-five stunting or poverty

### Risk by sex and residence



### Lifetime cost of growth deficit in early childhood



### Children with functional difficulty



### Children developmentally on-track



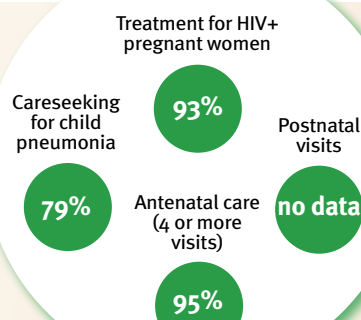
## Support and services for early childhood development: Nurturing care

Parents and caregivers need a facilitating environment of laws, policies, services and community support to assist them in providing their young children with nurturing care.

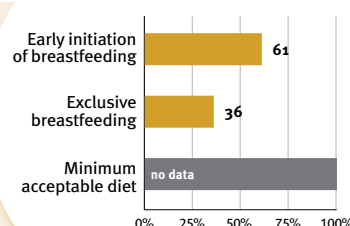
## Facilitating environments

Policies				
None	<14	14 – <18	18 – <26	≥26
Paid maternity leave (weeks)				
None	<14	14 – <18	18 – <26	≥26
Paid paternity leave (weeks)				
Not	Slightly	Moderately	Substantially	
International Code of Marketing of Breastmilk Substitutes (alignment)				
✓	National minimum wage			
✓	Child and family social protection			

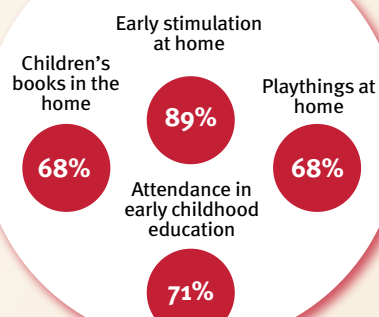
### Health



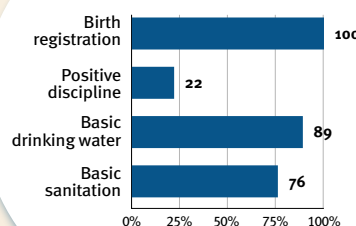
### Nutrition



### Early learning



### Security and safety



### Responsive caregiving

Public information about ECD  
Parental mental health  
Parent support (groups, home visits)  
Quality child day care



Comparative country data urgently needed

### International conventions

✓	Convention on the Rights of the Child
✓	Convention on the Rights of Persons with Disabilities
✓	CRC Optional Protocol on the Sale of Children, Child Prostitution and Child Pornography
✓	Hague Convention on Protection of Children and Cooperation in Respect of Intercountry Adoption





## Romania

*Countdown to 2030*

Women's, Children's & Adolescents' Health

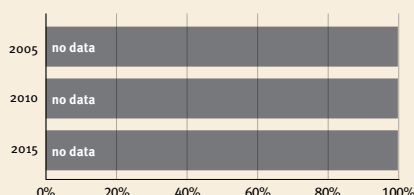
### Demographics

Population	19,237,682
Annual births	183,956
Children under 5	939,606 (5%)
Under-five mortality	7/1,000

### Threats to Early Childhood Development

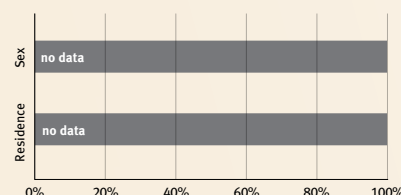
Maternal mortality	19/100,000	Young mothers (births by 18y)	no data
Low birthweight	8%	Preterm births	7%
Child poverty	no data	Under-five stunting	13%
Violent discipline	no data	Inadequate supervision	no data

### Young children at risk of poor development

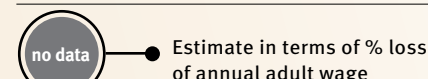


At risk in 2005, 2010 and 2015, using a composite indicator of under-five stunting or poverty

### Risk by sex and residence



### Lifetime cost of growth deficit in early childhood



### Children with functional difficulty

no data

### Children developmentally on-track

no data

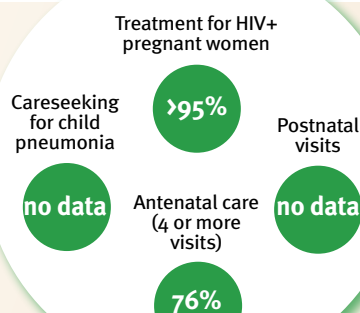
## Support and services for early childhood development: Nurturing care

Parents and caregivers need a facilitating environment of laws, policies, services and community support to assist them in providing their young children with nurturing care.

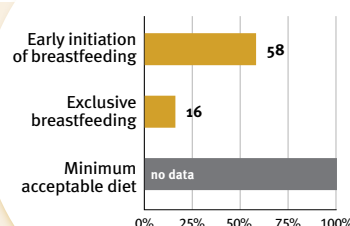
## Facilitating environments

Policies				
None	<14	14 – <18	18 – <26	≥26
Paid maternity leave (weeks)				
None	<14	14 – <18	18 – <26	≥26
Paid paternity leave (weeks)				
Not	Slightly	Moderately	Substantially	
International Code of Marketing of Breastmilk Substitutes (alignment)				
✓	National minimum wage			
✓	Child and family social protection			


### Health



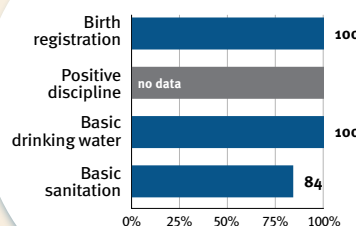
### Nutrition



### Early learning



### Security and safety



### Responsive caregiving

Public information about ECD  
Parental mental health  
Parent support (groups, home visits)  
Quality child day care



Comparative country data urgently needed

### International conventions

✓	Convention on the Rights of the Child
✓	Convention on the Rights of Persons with Disabilities
✓	CRC Optional Protocol on the Sale of Children, Child Prostitution and Child Pornography
✓	Hague Convention on Protection of Children and Cooperation in Respect of Intercountry Adoption



# Russian Federation

## Countdown to 2030

Women's, Children's & Adolescents' Health

### Demographics

Population	145,934,460
Annual births	1,765,743
Children under 5	9,271,691 (6%)
Under-five mortality	6/1,000

### Threats to Early Childhood Development

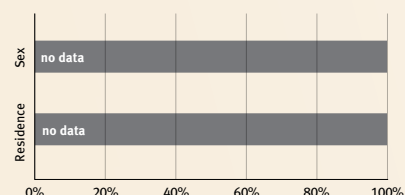
Maternal mortality	17/100,000	Young mothers (births by 18y)	no data
Low birthweight	6%	Preterm births	7%
Child poverty	no data	Under-five stunting	no data
Violent discipline	no data	Inadequate supervision	no data

### Young children at risk of poor development

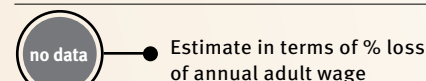


At risk in 2005, 2010 and 2015, using a composite indicator of under-five stunting or poverty

### Risk by sex and residence



### Lifetime cost of growth deficit in early childhood



### Children with functional difficulty

no data

### Children developmentally on-track

no data

## Support and services for early childhood development: Nurturing care

Parents and caregivers need a facilitating environment of laws, policies, services and community support to assist them in providing their young children with nurturing care.

## Facilitating environments

Policies				
None	<14	14 – <18	18 – <26	≥26
Paid maternity leave (weeks)				
None	<14	14 – <18	18 – <26	≥26
Paid paternity leave (weeks)				
None	<14	14 – <18	18 – <26	≥26
International Code of Marketing of Breastmilk Substitutes (alignment)				
Not	Slightly	Moderately	Substantially	
✓	National minimum wage			
✗	Child and family social protection			

### Health

Treatment for HIV+ pregnant women

Careseeking for child pneumonia

no data

Postnatal visits

no data

Antenatal care (4 or more visits)

no data

### Early learning

Early stimulation at home

Children's books in the home

no data

Playthings at home

no data

Attendance in early childhood education

no data

### Nutrition

Early initiation of breastfeeding

25

Exclusive breastfeeding

no data

Minimum acceptable diet

no data

0% 25% 50% 75% 100%

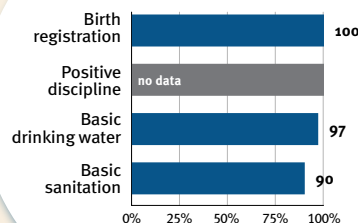
### Responsive caregiving

Public information about ECD  
Parental mental health  
Parent support (groups, home visits)  
Quality child day care

?

Comparative country data urgently needed

### Security and safety



### International conventions

✓	Convention on the Rights of the Child
✓	Convention on the Rights of Persons with Disabilities
✓	CRC Optional Protocol on the Sale of Children, Child Prostitution and Child Pornography
✓	Hague Convention on Protection of Children and Cooperation in Respect of Intercountry Adoption



## Rwanda

*Countdown to 2030*

Women's, Children's & Adolescents' Health

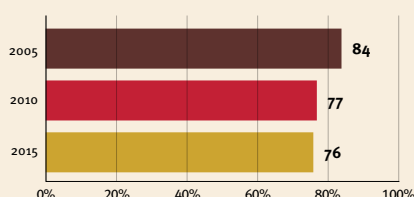
### Demographics

Population	12,952,209
Annual births	397,657
Children under 5	1,885,105 (15%)
Under-five mortality	34/1,000

### Threats to Early Childhood Development

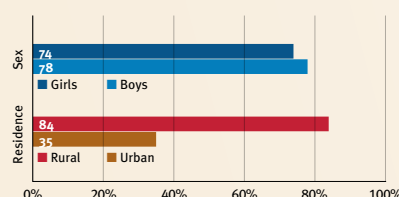
Maternal mortality	248/100,000	Young mothers (births by 18y)	6%
Low birthweight	8%	Preterm births	10%
Child poverty	68%	Under-five stunting	37%
Violent discipline	no data	Inadequate supervision	35%

### Young children at risk of poor development

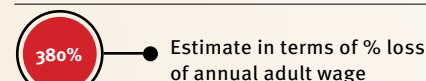


At risk in 2005, 2010 and 2015, using a composite indicator of under-five stunting or poverty

### Risk by sex and residence



### Lifetime cost of growth deficit in early childhood



### Children with functional difficulty

no data

### Children developmentally on-track

71%

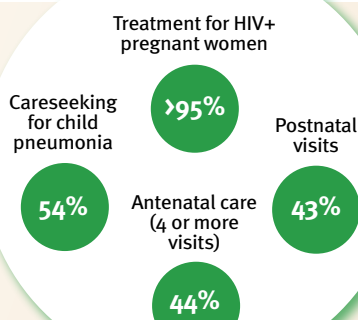
## Support and services for early childhood development: Nurturing care

Parents and caregivers need a facilitating environment of laws, policies, services and community support to assist them in providing their young children with nurturing care.

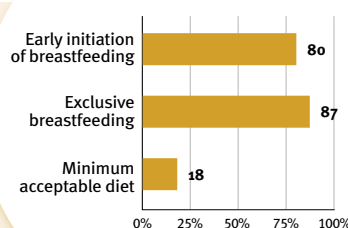
## Facilitating environments

Policies				
None	<14	14 – <18	18 – <26	≥26
Paid maternity leave (weeks)				
None	<14	14 – <18	18 – <26	≥26
Paid paternity leave (weeks)				
Not	Slightly	Moderately	Substantially	
International Code of Marketing of Breastmilk Substitutes (alignment)				
no data	National minimum wage			
X	Child and family social protection			


### Health



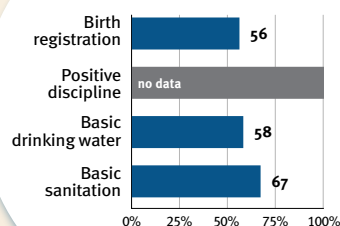
### Nutrition



### Early learning



### Security and safety



### Responsive caregiving

Public information about ECD  
Parental mental health  
Parent support (groups, home visits)  
Quality child day care

?

Comparative country data urgently needed

### International conventions

✓	Convention on the Rights of the Child
✓	Convention on the Rights of Persons with Disabilities
✓	CRC Optional Protocol on the Sale of Children, Child Prostitution and Child Pornography
✓	Hague Convention on Protection of Children and Cooperation in Respect of Intercountry Adoption



## Saint Kitts and Nevis

*Countdown to 2030*

Women's, Children's & Adolescents' Health

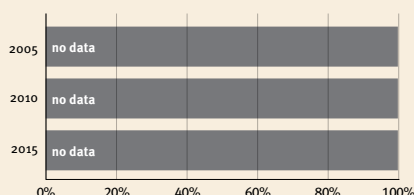
### Demographics

Population	53,192
Annual births	no data
Children under 5	no data (no data)
Under-five mortality	15/1,000

### Threats to Early Childhood Development

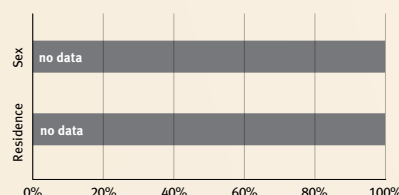
Maternal mortality	no data/100,000	Young mothers (births by 18y)	no data
Low birthweight	no data	Preterm births	no data
Child poverty	no data	Under-five stunting	no data
Violent discipline	no data	Inadequate supervision	no data

### Young children at risk of poor development

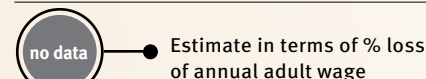


At risk in 2005, 2010 and 2015, using a composite indicator of under-five stunting or poverty

### Risk by sex and residence



### Lifetime cost of growth deficit in early childhood



### Children with functional difficulty

no data

### Children developmentally on-track

no data

## Support and services for early childhood development: Nurturing care

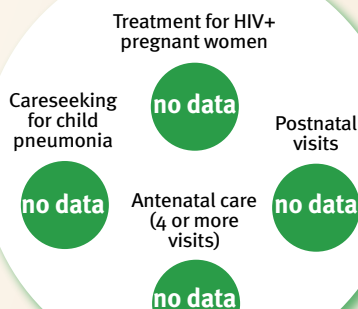
Parents and caregivers need a facilitating environment of laws, policies, services and community support to assist them in providing their young children with nurturing care.

## Facilitating environments

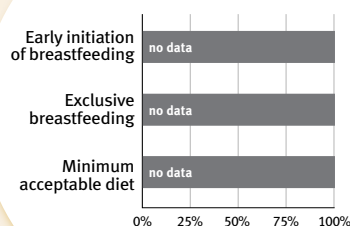
### Policies

None	<14	14 – <18	18 – <26	≥26
Paid maternity leave (weeks)				
None	<14	14 – <18	18 – <26	≥26
Paid paternity leave (weeks)				
Not	Slightly	Moderately	Substantially	
International Code of Marketing of Breastmilk Substitutes (alignment)				
✓	National minimum wage			
✗	Child and family social protection			

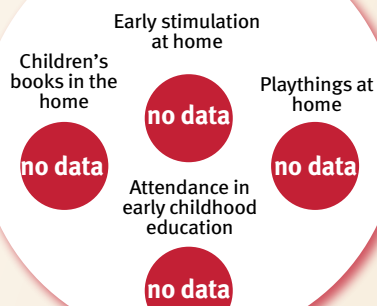
### Health



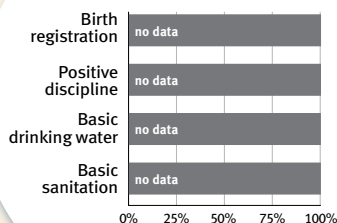
### Nutrition



### Early learning



### Security and safety



### Responsive caregiving

Public information about ECD  
Parental mental health  
Parent support (groups, home visits)  
Quality child day care



Comparative country data urgently needed

### International conventions

✓	Convention on the Rights of the Child
✓	Convention on the Rights of Persons with Disabilities
✗	CRC Optional Protocol on the Sale of Children, Child Prostitution and Child Pornography
✗	Hague Convention on Protection of Children and Cooperation in Respect of Intercountry Adoption



## Saint Lucia

**Countdown to 2030**

Women's, Children's & Adolescents' Health

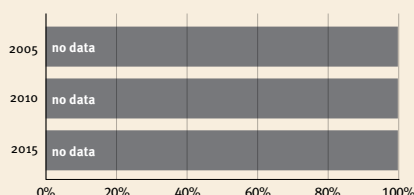
### Demographics

Population	183,629
Annual births	2,139
Children under 5	10,826 (6%)
Under-five mortality	22/1,000

### Threats to Early Childhood Development

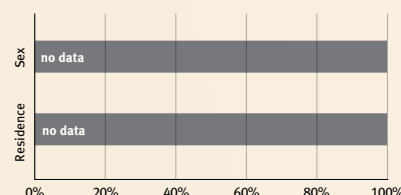
Maternal mortality	117/100,000	Young mothers (births by 18y)	no data
Low birthweight	no data	Preterm births	11%
Child poverty	no data	Under-five stunting	2%
Violent discipline	69%	Inadequate supervision	5%

### Young children at risk of poor development

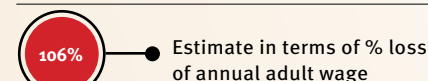


At risk in 2005, 2010 and 2015, using a composite indicator of under-five stunting or poverty

### Risk by sex and residence



### Lifetime cost of growth deficit in early childhood



### Children with functional difficulty

no data

### Children developmentally on-track

91%

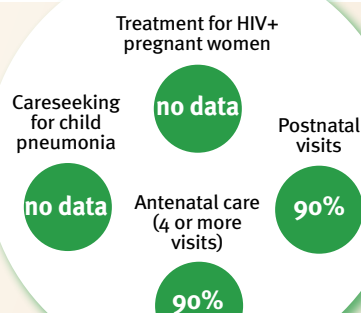
## Support and services for early childhood development: Nurturing care

Parents and caregivers need a facilitating environment of laws, policies, services and community support to assist them in providing their young children with nurturing care.

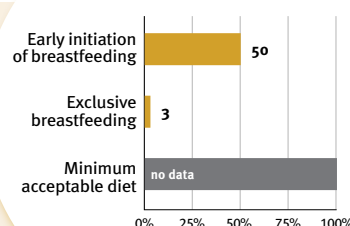
## Facilitating environments

Policies				
None	<14	14 – <18	18 – <26	≥26
Paid maternity leave (weeks)				
None	<14	14 – <18	18 – <26	≥26
Paid paternity leave (weeks)				
Not	Slightly	Moderately	Substantially	
International Code of Marketing of Breastmilk Substitutes (alignment)				
✓	National minimum wage			
✗	Child and family social protection			

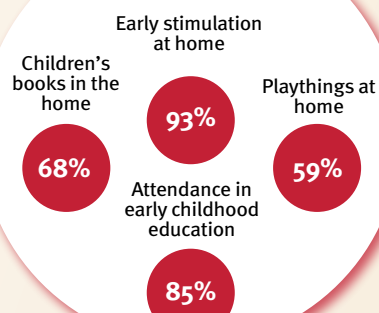
### Health



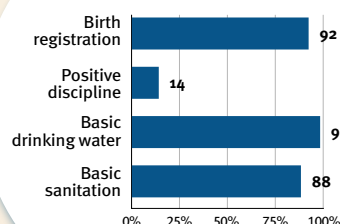
### Nutrition



### Early learning



### Security and safety



### Responsive caregiving

Public information about ECD  
Parental mental health  
Parent support (groups, home visits)  
Quality child day care

?

Comparative country data urgently needed

### International conventions

✓	Convention on the Rights of the Child
✓	Convention on the Rights of Persons with Disabilities
✓	CRC Optional Protocol on the Sale of Children, Child Prostitution and Child Pornography
✗	Hague Convention on Protection of Children and Cooperation in Respect of Intercountry Adoption





## Saint Vincent and the Grenadines

*Countdown to 2030*

Women's, Children's & Adolescents' Health

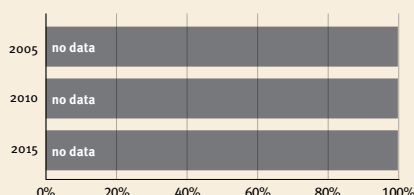
### Demographics

Population	110,947
Annual births	1,545
Children under 5	7,706 (7%)
Under-five mortality	15/1,000

### Threats to Early Childhood Development

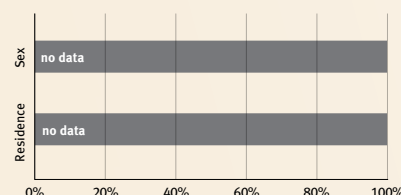
Maternal mortality	68/100,000	Young mothers (births by 18y)	no data
Low birthweight	no data	Preterm births	12%
Child poverty	no data	Under-five stunting	no data
Violent discipline	no data	Inadequate supervision	no data

### Young children at risk of poor development

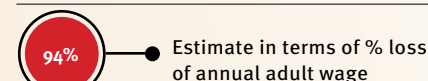


At risk in 2005, 2010 and 2015, using a composite indicator of under-five stunting or poverty

### Risk by sex and residence



### Lifetime cost of growth deficit in early childhood



### Children with functional difficulty

no data

### Children developmentally on-track

no data

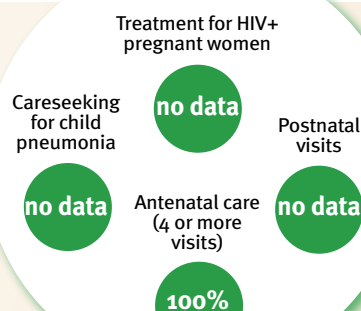
## Support and services for early childhood development: Nurturing care

Parents and caregivers need a facilitating environment of laws, policies, services and community support to assist them in providing their young children with nurturing care.

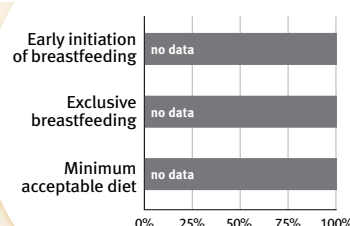
## Facilitating environments

Policies				
None	<14	14 – <18	18 – <26	≥26
Paid maternity leave (weeks)				
None	<14	14 – <18	18 – <26	≥26
Paid paternity leave (weeks)				
Not	Slightly	Moderately	Substantially	
International Code of Marketing of Breastmilk Substitutes (alignment)				
✓	National minimum wage			
✗	Child and family social protection			

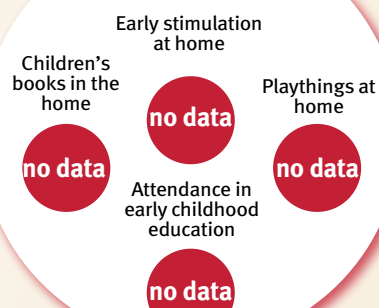
### Health



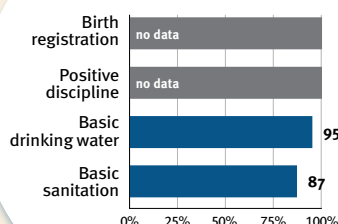
### Nutrition



### Early learning



### Security and safety



### Responsive caregiving

Public information about ECD  
Parental mental health  
Parent support (groups, home visits)  
Quality child day care



Comparative country data urgently needed

### International conventions

✓	Convention on the Rights of the Child
✓	Convention on the Rights of Persons with Disabilities
✓	CRC Optional Protocol on the Sale of Children, Child Prostitution and Child Pornography
✗	Hague Convention on Protection of Children and Cooperation in Respect of Intercountry Adoption



## Samoa

## Countdown to 2030

Women's, Children's & Adolescents' Health

### Demographics

Population	198,410
Annual births	4,761
Children under 5	26,990 (14%)
Under-five mortality	15/1,000

### Threats to Early Childhood Development

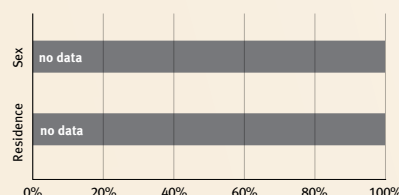
Maternal mortality	43/100,000	Young mothers (births by 18y)	6%
Low birthweight	no data	Preterm births	6%
Child poverty	no data	Under-five stunting	5%
Violent discipline	no data	Inadequate supervision	no data

### Young children at risk of poor development

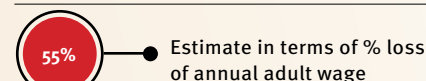


At risk in 2005, 2010 and 2015, using a composite indicator of under-five stunting or poverty

### Risk by sex and residence



### Lifetime cost of growth deficit in early childhood



### Children with functional difficulty

no data

### Children developmentally on-track

no data

## Support and services for early childhood development: Nurturing care

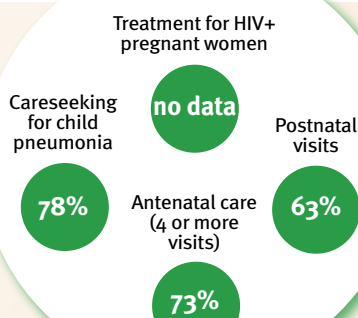
Parents and caregivers need a facilitating environment of laws, policies, services and community support to assist them in providing their young children with nurturing care.

## Facilitating environments

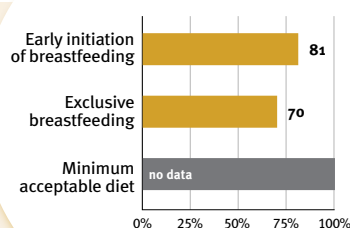
### Policies

None	<14	14 – <18	18 – <26	≥26
Paid maternity leave (weeks)				
None	<14	14 – <18	18 – <26	≥26
Paid paternity leave (weeks)				
Not	Slightly	Moderately	Substantially	
International Code of Marketing of Breastmilk Substitutes (alignment)				
✓	National minimum wage			
✗	Child and family social protection			

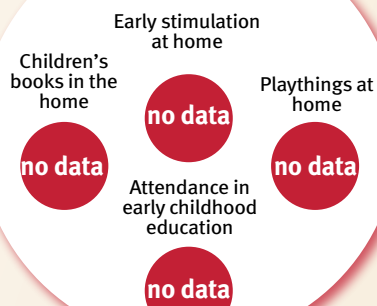
### Health



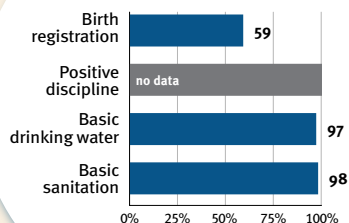
### Nutrition



### Early learning



### Security and safety



### Responsive caregiving

Public information about ECD  
Parental mental health  
Parent support (groups, home visits)  
Quality child day care

?

Comparative country data urgently needed

### International conventions

✓	Convention on the Rights of the Child
✓	Convention on the Rights of Persons with Disabilities
✓	CRC Optional Protocol on the Sale of Children, Child Prostitution and Child Pornography
✗	Hague Convention on Protection of Children and Cooperation in Respect of Intercountry Adoption



## San Marino

*Countdown to 2030*

Women's, Children's & Adolescents' Health

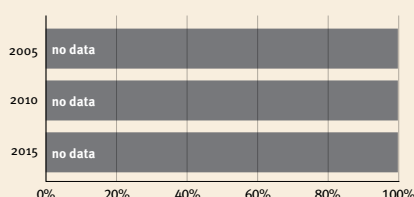
### Demographics

Population	33,938
Annual births	no data
Children under 5	no data (no data)
Under-five mortality	2/1,000

### Threats to Early Childhood Development

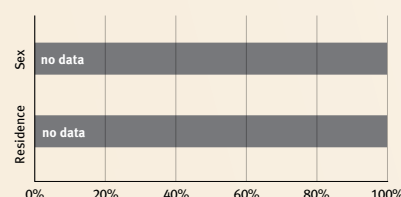
Maternal mortality	no data /100,000	Young mothers (births by 18y)	no data
Low birthweight	3%	Preterm births	no data
Child poverty	no data	Under-five stunting	no data
Violent discipline	no data	Inadequate supervision	no data

### Young children at risk of poor development

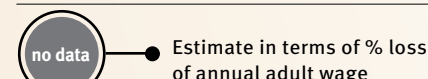


At risk in 2005, 2010 and 2015, using a composite indicator of under-five stunting or poverty

### Risk by sex and residence



### Lifetime cost of growth deficit in early childhood



### Children with functional difficulty

no data

### Children developmentally on-track

no data

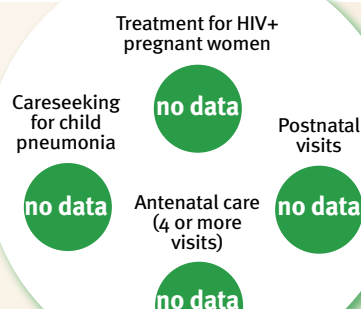
## Support and services for early childhood development: Nurturing care

Parents and caregivers need a facilitating environment of laws, policies, services and community support to assist them in providing their young children with nurturing care.

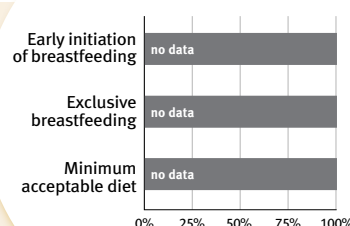
## Facilitating environments

Policies				
None	<14	14 – <18	18 – <26	≥26
Paid maternity leave (weeks)				
None	<14	14 – <18	18 – <26	≥26
Paid paternity leave (weeks)				
Not	Slightly	Moderately	Substantially	
International Code of Marketing of Breastmilk Substitutes (alignment)				
no data	National minimum wage			
X	Child and family social protection			

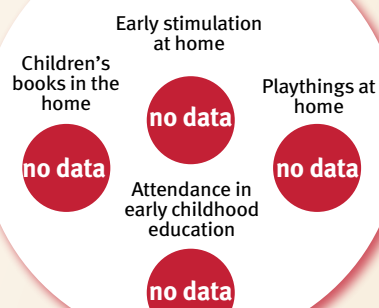
### Health



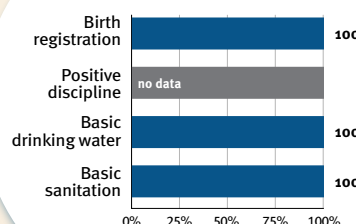
### Nutrition



### Early learning



### Security and safety



### Responsive caregiving

Public information about ECD  
Parental mental health  
Parent support (groups, home visits)  
Quality child day care



Comparative country data urgently needed

### International conventions

✓	Convention on the Rights of the Child
✓	Convention on the Rights of Persons with Disabilities
✓	CRC Optional Protocol on the Sale of Children, Child Prostitution and Child Pornography
✓	Hague Convention on Protection of Children and Cooperation in Respect of Intercountry Adoption



# Sao Tome and Principe

## Countdown to 2030

Women's, Children's & Adolescents' Health

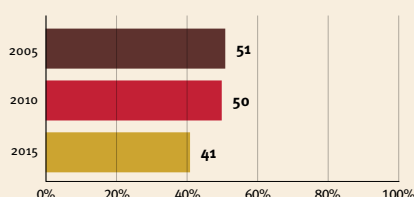
### Demographics

Population	219,161
Annual births	6,764
Children under 5	31,754 (14%)
Under-five mortality	30/1,000

### Threats to Early Childhood Development

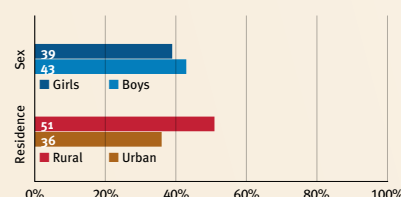
Maternal mortality	130/100,000	Young mothers (births by 18y)	27%
Low birthweight	7%	Preterm births	11%
Child poverty	29%	Under-five stunting	17%
Violent discipline	75%	Inadequate supervision	16%

### Young children at risk of poor development

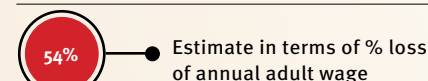


At risk in 2005, 2010 and 2015, using a composite indicator of under-five stunting or poverty

### Risk by sex and residence



### Lifetime cost of growth deficit in early childhood



### Children with functional difficulty

no data

### Children developmentally on-track

55%

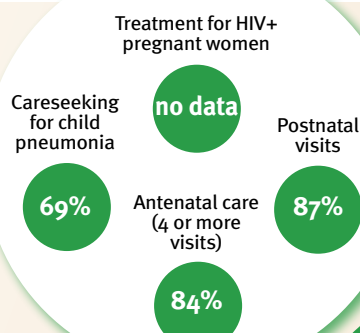
## Support and services for early childhood development: Nurturing care

Parents and caregivers need a facilitating environment of laws, policies, services and community support to assist them in providing their young children with nurturing care.

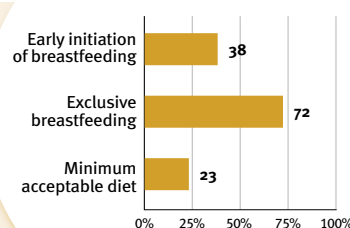
## Facilitating environments

Policies				
None	<14	14 – <18	18 – <26	≥26
Paid maternity leave (weeks)				
None	<14	14 – <18	18 – <26	≥26
Paid paternity leave (weeks)				
Not	Slightly	Moderately	Substantially	
International Code of Marketing of Breastmilk Substitutes (alignment)				
no data	National minimum wage			
X	Child and family social protection			


### Health



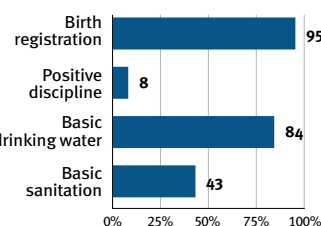
### Nutrition



### Early learning



### Security and safety



### Responsive caregiving

Public information about ECD  
Parental mental health  
Parent support (groups, home visits)  
Quality child day care

?

Comparative country data urgently needed

### International conventions

✓	Convention on the Rights of the Child
✓	Convention on the Rights of Persons with Disabilities
✓	CRC Optional Protocol on the Sale of Children, Child Prostitution and Child Pornography
X	Hague Convention on Protection of Children and Cooperation in Respect of Intercountry Adoption



## Saudi Arabia

*Countdown to 2030*

Women's, Children's & Adolescents' Health

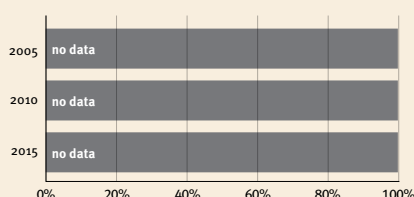
### Demographics

Population	34,813,867
Annual births	585,170
Children under 5	2,978,337 (9%)
Under-five mortality	7/1,000

### Threats to Early Childhood Development

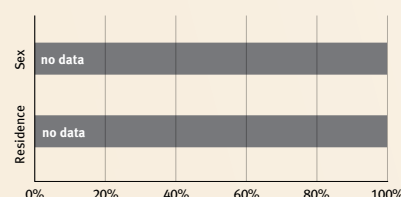
Maternal mortality	17/100,000	Young mothers (births by 18y)	no data
Low birthweight	no data	Preterm births	6%
Child poverty	no data	Under-five stunting	9%
Violent discipline	no data	Inadequate supervision	no data

### Young children at risk of poor development

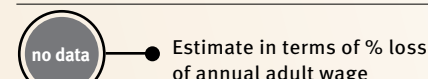


At risk in 2005, 2010 and 2015, using a composite indicator of under-five stunting or poverty

### Risk by sex and residence



### Lifetime cost of growth deficit in early childhood



### Children with functional difficulty

no data

### Children developmentally on-track

no data

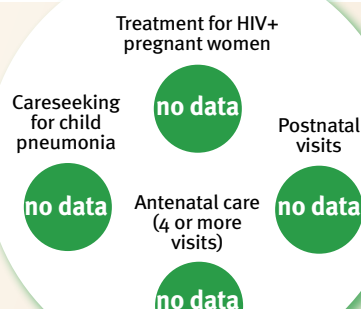
## Support and services for early childhood development: Nurturing care

Parents and caregivers need a facilitating environment of laws, policies, services and community support to assist them in providing their young children with nurturing care.

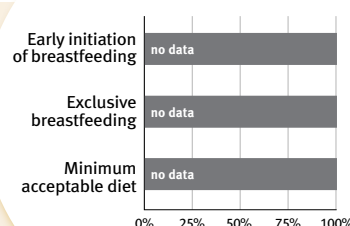
## Facilitating environments

Policies				
None	<14	14 – <18	18 – <26	≥26
Paid maternity leave (weeks)				
None	<14	14 – <18	18 – <26	≥26
Paid paternity leave (weeks)				
Not	Slightly	Moderately	Substantially	
International Code of Marketing of Breastmilk Substitutes (alignment)				
X	National minimum wage			
X	Child and family social protection			

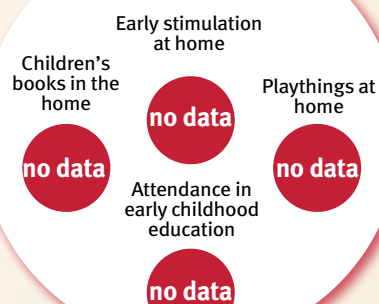
### Health



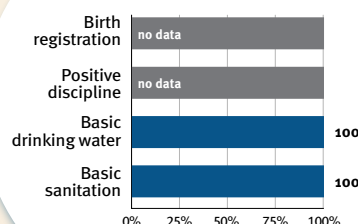
### Nutrition



### Early learning



### Security and safety



### Responsive caregiving

Public information about ECD  
Parental mental health  
Parent support (groups, home visits)  
Quality child day care



Comparative country data urgently needed

### International conventions

✓	Convention on the Rights of the Child
✓	Convention on the Rights of Persons with Disabilities
✓	CRC Optional Protocol on the Sale of Children, Child Prostitution and Child Pornography
X	Hague Convention on Protection of Children and Cooperation in Respect of Intercountry Adoption







## Serbia

## Countdown to 2030

Women's, Children's & Adolescents' Health

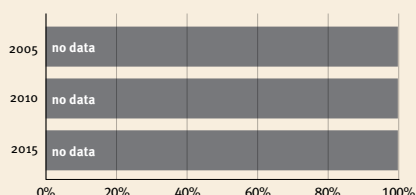
### Demographics

Population	8,737,370
Annual births	81,208
Children under 5	419,057 (5%)
Under-five mortality	5/1,000

### Threats to Early Childhood Development

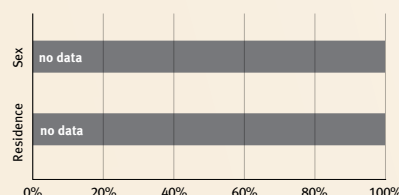
Maternal mortality	12/100,000	Young mothers (births by 18y)	1%
Low birthweight	5%	Preterm births	7%
Child poverty	no data	Under-five stunting	6%
Violent discipline	48%	Inadequate supervision	1%

### Young children at risk of poor development

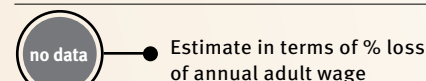


At risk in 2005, 2010 and 2015, using a composite indicator of under-five stunting or poverty

### Risk by sex and residence



### Lifetime cost of growth deficit in early childhood



### Children with functional difficulty

no data

### Children developmentally on-track

95%

## Support and services for early childhood development: Nurturing care

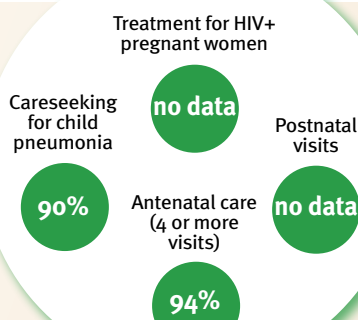
Parents and caregivers need a facilitating environment of laws, policies, services and community support to assist them in providing their young children with nurturing care.

## Facilitating environments

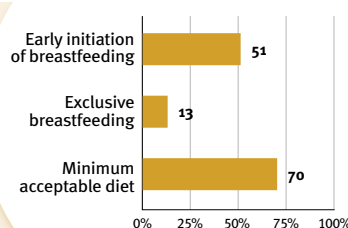
### Policies

None	<14	14 – <18	18 – <26	≥26
Paid maternity leave (weeks)				
None	<14	14 – <18	18 – <26	≥26
Paid paternity leave (weeks)				
Not	Slightly	Moderately	Substantially	
International Code of Marketing of Breastmilk Substitutes (alignment)				
✓	National minimum wage			
✓	Child and family social protection			


### Health



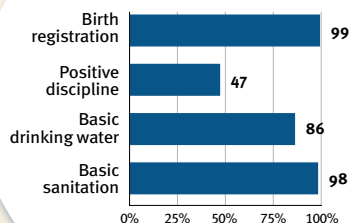
### Nutrition



### Early learning



### Security and safety



### Responsive caregiving

Public information about ECD  
Parental mental health  
Parent support (groups, home visits)  
Quality child day care

?

Comparative country data urgently needed

### International conventions

✓	Convention on the Rights of the Child
✓	Convention on the Rights of Persons with Disabilities
✓	CRC Optional Protocol on the Sale of Children, Child Prostitution and Child Pornography
✓	Hague Convention on Protection of Children and Cooperation in Respect of Intercountry Adoption



## Seychelles

*Countdown to 2030*

Women's, Children's & Adolescents' Health

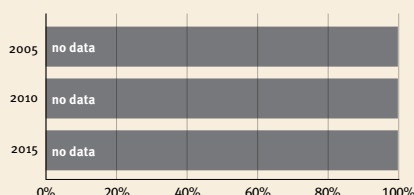
### Demographics

Population	98,340
Annual births	1,565
Children under 5	7,967 (8%)
Under-five mortality	14/1,000

### Threats to Early Childhood Development

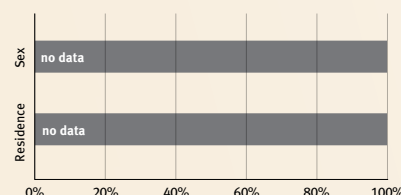
Maternal mortality	53/100,000	Young mothers (births by 18y)	no data
Low birthweight	12%	Preterm births	12%
Child poverty	no data	Under-five stunting	8%
Violent discipline	no data	Inadequate supervision	no data

### Young children at risk of poor development

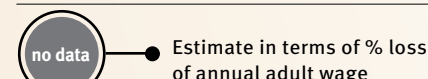


At risk in 2005, 2010 and 2015, using a composite indicator of under-five stunting or poverty

### Risk by sex and residence



### Lifetime cost of growth deficit in early childhood



### Children with functional difficulty

no data

### Children developmentally on-track

no data

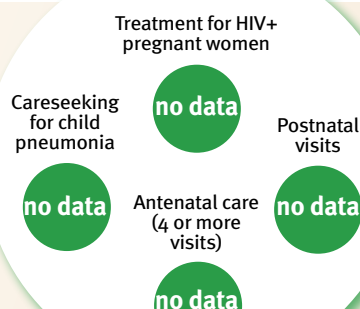
## Support and services for early childhood development: Nurturing care

Parents and caregivers need a facilitating environment of laws, policies, services and community support to assist them in providing their young children with nurturing care.

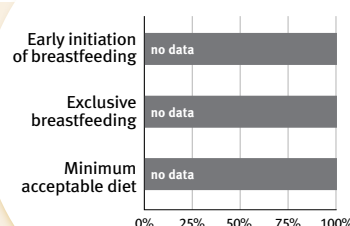
## Facilitating environments

Policies				
None	<14	14 – <18	18 – <26	≥26
Paid maternity leave (weeks)				
None	<14	14 – <18	18 – <26	≥26
Paid paternity leave (weeks)				
Not	Slightly	Moderately	Substantially	
International Code of Marketing of Breastmilk Substitutes (alignment)				
✓	National minimum wage			
✓	Child and family social protection			

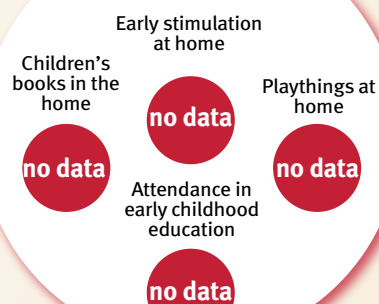
### Health



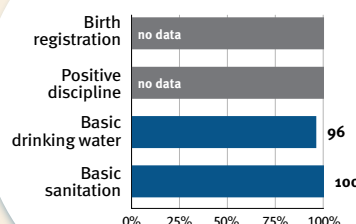
### Nutrition



### Early learning



### Security and safety



### Responsive caregiving

Public information about ECD  
Parental mental health  
Parent support (groups, home visits)  
Quality child day care



Comparative country data urgently needed

### International conventions

✓	Convention on the Rights of the Child
✓	Convention on the Rights of Persons with Disabilities
✓	CRC Optional Protocol on the Sale of Children, Child Prostitution and Child Pornography
✓	Hague Convention on Protection of Children and Cooperation in Respect of Intercountry Adoption



## Sierra Leone

*Countdown to 2030*

Women's, Children's & Adolescents' Health

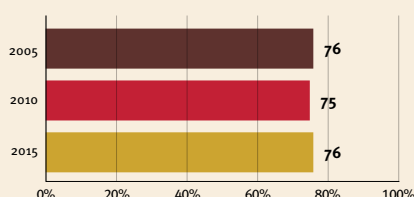
### Demographics

Population	7,976,985
Annual births	258,281
Children under 5	1,158,651 (15%)
Under-five mortality	109/1,000

### Threats to Early Childhood Development

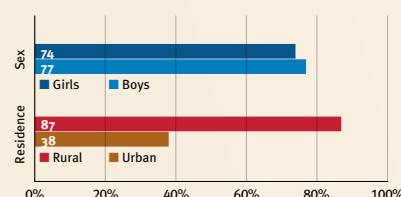
Maternal mortality	1120/100,000	Young mothers (births by 18y)	30%
Low birthweight	14%	Preterm births	10%
Child poverty	60%	Under-five stunting	30%
Violent discipline	76%	Inadequate supervision	30%

### Young children at risk of poor development

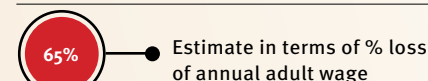


At risk in 2005, 2010 and 2015, using a composite indicator of under-five stunting or poverty

### Risk by sex and residence



### Lifetime cost of growth deficit in early childhood



### Children with functional difficulty

7%

### Children developmentally on-track

51%

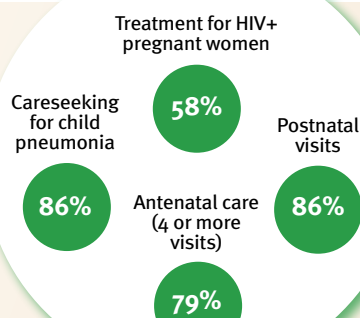
## Support and services for early childhood development: Nurturing care

Parents and caregivers need a facilitating environment of laws, policies, services and community support to assist them in providing their young children with nurturing care.

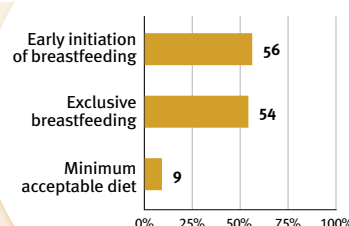
## Facilitating environments

Policies				
None	<14	14 – <18	18 – <26	≥26
Paid maternity leave (weeks)				
None	<14	14 – <18	18 – <26	≥26
Paid paternity leave (weeks)				
Not	Slightly	Moderately	Substantially	
International Code of Marketing of Breastmilk Substitutes (alignment)				
X	National minimum wage			
X	Child and family social protection			

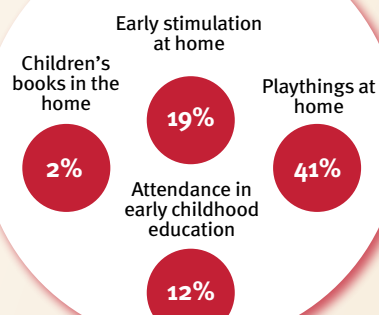
### Health



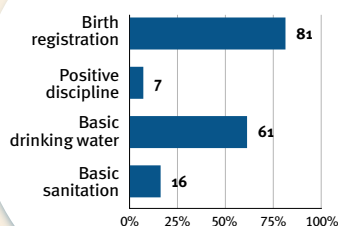
### Nutrition



### Early learning



### Security and safety



### Responsive caregiving

Public information about ECD  
Parental mental health  
Parent support (groups, home visits)  
Quality child day care

?

Comparative country data urgently needed

### International conventions

✓	Convention on the Rights of the Child
✓	Convention on the Rights of Persons with Disabilities
✓	CRC Optional Protocol on the Sale of Children, Child Prostitution and Child Pornography
X	Hague Convention on Protection of Children and Cooperation in Respect of Intercountry Adoption



## Singapore

*Countdown to 2030*

Women's, Children's & Adolescents' Health

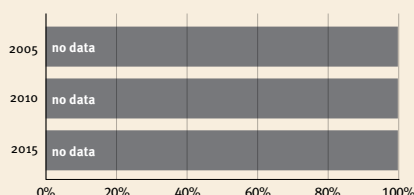
### Demographics

Population	5,850,343
Annual births	49,976
Children under 5	258,176 (4%)
Under-five mortality	3/1,000

### Threats to Early Childhood Development

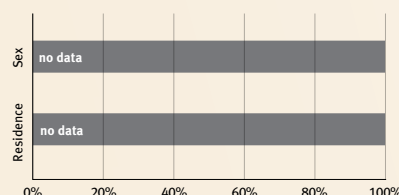
Maternal mortality	8/100,000	Young mothers (births by 18y)	no data
Low birthweight	10%	Preterm births	12%
Child poverty	no data	Under-five stunting	4%
Violent discipline	no data	Inadequate supervision	no data

### Young children at risk of poor development

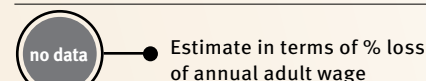


At risk in 2005, 2010 and 2015, using a composite indicator of under-five stunting or poverty

### Risk by sex and residence



### Lifetime cost of growth deficit in early childhood



### Children with functional difficulty

no data

### Children developmentally on-track

no data

## Support and services for early childhood development: Nurturing care

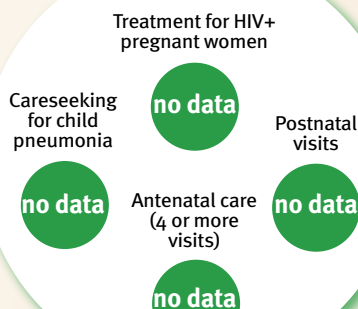
Parents and caregivers need a facilitating environment of laws, policies, services and community support to assist them in providing their young children with nurturing care.

## Facilitating environments

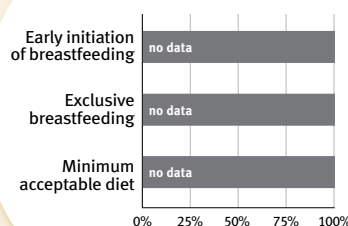
### Policies

None	<14	14 – <18	18 – <26	≥26
Paid maternity leave (weeks)				
None	<14	14 – <18	18 – <26	≥26
Paid paternity leave (weeks)				
Not	Slightly	Moderately	Substantially	
International Code of Marketing of Breastmilk Substitutes (alignment)				
X	National minimum wage			
X	Child and family social protection			

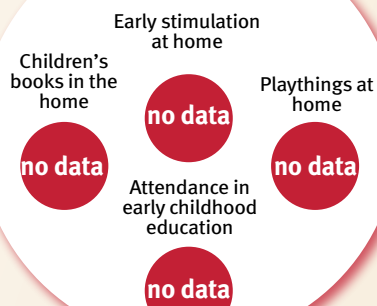
### Health



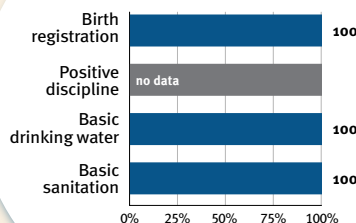
### Nutrition



### Early learning



### Security and safety



### Responsive caregiving

Public information about ECD  
Parental mental health  
Parent support (groups, home visits)  
Quality child day care

?

Comparative country data urgently needed

### International conventions

✓	Convention on the Rights of the Child
✓	Convention on the Rights of Persons with Disabilities
X	CRC Optional Protocol on the Sale of Children, Child Prostitution and Child Pornography
X	Hague Convention on Protection of Children and Cooperation in Respect of Intercountry Adoption





## Slovakia

*Countdown to 2030*

Women's, Children's & Adolescents' Health

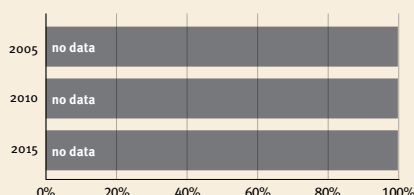
### Demographics

Population	5,459,643
Annual births	55,643
Children under 5	283,691 (5%)
Under-five mortality	6/1,000

### Threats to Early Childhood Development

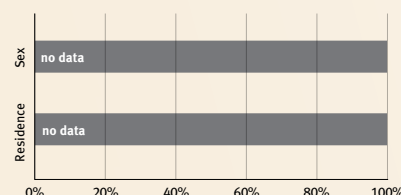
Maternal mortality	5/100,000	Young mothers (births by 18y)	no data
Low birthweight	8%	Preterm births	6%
Child poverty	no data	Under-five stunting	no data
Violent discipline	no data	Inadequate supervision	no data

### Young children at risk of poor development

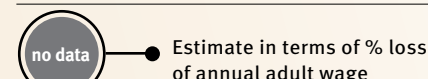


At risk in 2005, 2010 and 2015, using a composite indicator of under-five stunting or poverty

### Risk by sex and residence



### Lifetime cost of growth deficit in early childhood



### Children with functional difficulty

no data

### Children developmentally on-track

no data

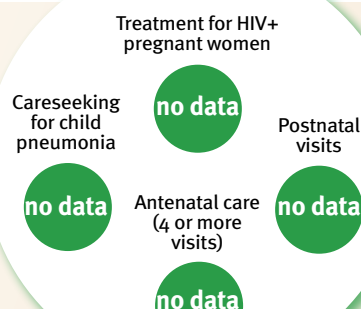
## Support and services for early childhood development: Nurturing care

Parents and caregivers need a facilitating environment of laws, policies, services and community support to assist them in providing their young children with nurturing care.

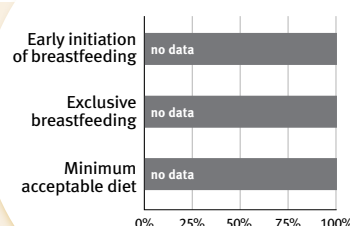
## Facilitating environments

Policies				
None	<14	14 – <18	18 – <26	≥26
Paid maternity leave (weeks)				
None	<14	14 – <18	18 – <26	≥26
Paid paternity leave (weeks)				
Not	Slightly	Moderately	Substantially	
International Code of Marketing of Breastmilk Substitutes (alignment)				
✓	National minimum wage			
✓	Child and family social protection			

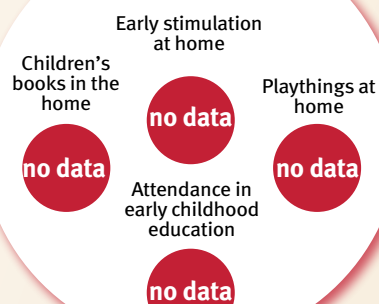
### Health



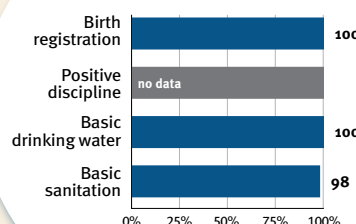
### Nutrition



### Early learning



### Security and safety



### Responsive caregiving

Public information about ECD  
Parental mental health  
Parent support (groups, home visits)  
Quality child day care



Comparative country data urgently needed

### International conventions

✓	Convention on the Rights of the Child
✓	Convention on the Rights of Persons with Disabilities
✓	CRC Optional Protocol on the Sale of Children, Child Prostitution and Child Pornography
✓	Hague Convention on Protection of Children and Cooperation in Respect of Intercountry Adoption



## Slovenia

*Countdown to 2030*

Women's, Children's & Adolescents' Health

### Demographics

Population	2,078,932
Annual births	19,361
Children under 5	101,272 (5%)
Under-five mortality	2/1,000

### Threats to Early Childhood Development

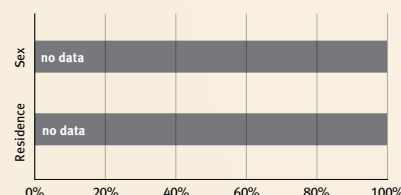
Maternal mortality	7/100,000	Young mothers (births by 18y)	no data
Low birthweight	6%	Preterm births	8%
Child poverty	no data	Under-five stunting	no data
Violent discipline	no data	Inadequate supervision	no data

### Young children at risk of poor development

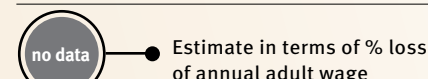


At risk in 2005, 2010 and 2015, using a composite indicator of under-five stunting or poverty

### Risk by sex and residence



### Lifetime cost of growth deficit in early childhood



### Children with functional difficulty

no data

### Children developmentally on-track

no data

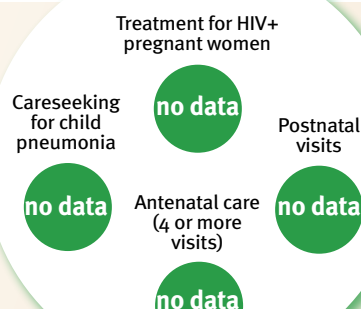
## Support and services for early childhood development: Nurturing care

Parents and caregivers need a facilitating environment of laws, policies, services and community support to assist them in providing their young children with nurturing care.

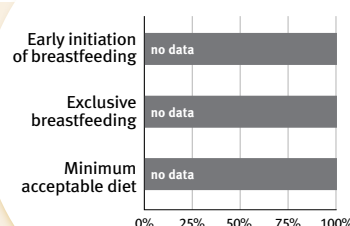
## Facilitating environments

Policies				
None	<14	14 – <18	18 – <26	≥26
Paid maternity leave (weeks)				
None	<14	14 – <18	18 – <26	≥26
Paid paternity leave (weeks)				
Not	Slightly	Moderately	Substantially	
International Code of Marketing of Breastmilk Substitutes (alignment)				
✓	National minimum wage			
✓	Child and family social protection			

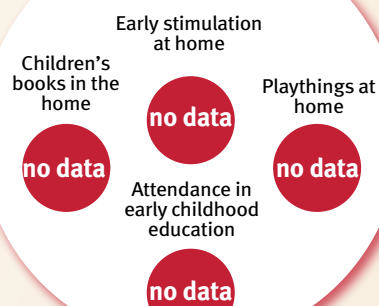
### Health



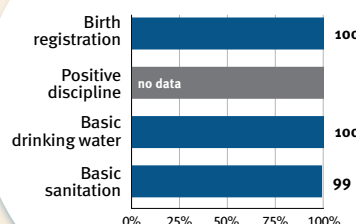
### Nutrition



### Early learning



### Security and safety



### Responsive caregiving

Public information about ECD  
Parental mental health  
Parent support (groups, home visits)  
Quality child day care



Comparative country data urgently needed

### International conventions

✓	Convention on the Rights of the Child
✓	Convention on the Rights of Persons with Disabilities
✓	CRC Optional Protocol on the Sale of Children, Child Prostitution and Child Pornography
✓	Hague Convention on Protection of Children and Cooperation in Respect of Intercountry Adoption



# Solomon Islands

## Countdown to 2030

Women's, Children's & Adolescents' Health

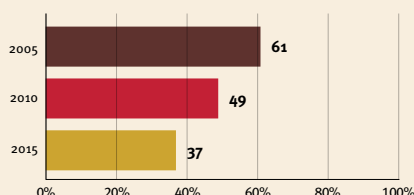
### Demographics

Population	686,878
Annual births	21,589
Children under 5	103,156 (15%)
Under-five mortality	20/1,000

### Threats to Early Childhood Development

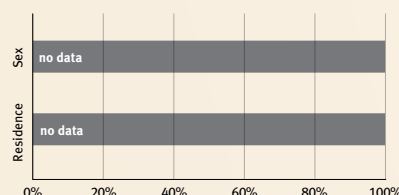
Maternal mortality	104/100,000	Young mothers (births by 18y)	15%
Low birthweight	no data	Preterm births	12%
Child poverty	no data	Under-five stunting	32%
Violent discipline	85%	Inadequate supervision	no data

### Young children at risk of poor development

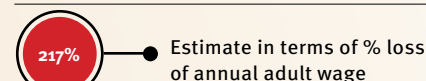


At risk in 2005, 2010 and 2015, using a composite indicator of under-five stunting or poverty

### Risk by sex and residence



### Lifetime cost of growth deficit in early childhood



### Children with functional difficulty

no data

### Children developmentally on-track

no data

## Support and services for early childhood development: Nurturing care

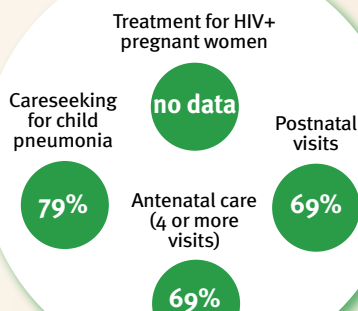
Parents and caregivers need a facilitating environment of laws, policies, services and community support to assist them in providing their young children with nurturing care.

## Facilitating environments

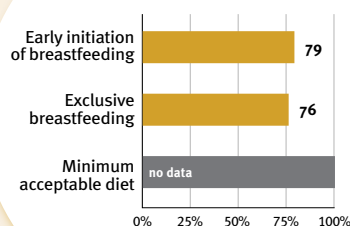
### Policies

None	<14	14 – <18	18 – <26	≥26
Paid maternity leave (weeks)				
None	<14	14 – <18	18 – <26	≥26
Paid paternity leave (weeks)				
Not	Slightly	Moderately	Substantially	
International Code of Marketing of Breastmilk Substitutes (alignment)				
✓	National minimum wage			
✗	Child and family social protection			

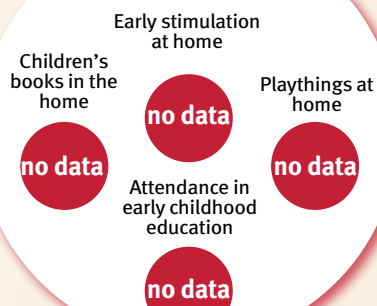
### Health



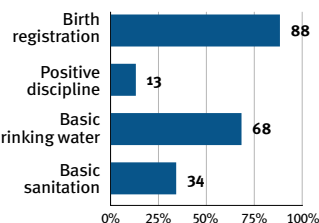
### Nutrition



### Early learning



### Security and safety



### Responsive caregiving

Public information about ECD  
Parental mental health  
Parent support (groups, home visits)  
Quality child day care

?

Comparative country data urgently needed

### International conventions

✓	Convention on the Rights of the Child
✓	Convention on the Rights of Persons with Disabilities
✓	CRC Optional Protocol on the Sale of Children, Child Prostitution and Child Pornography
✗	Hague Convention on Protection of Children and Cooperation in Respect of Intercountry Adoption



## Somalia

*Countdown to 2030*

Women's, Children's & Adolescents' Health

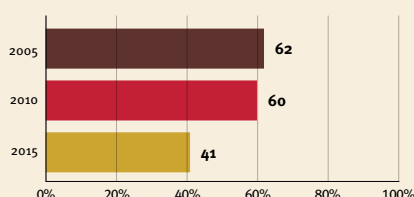
### Demographics

Population	15,893,219
Annual births	660,094
Children under 5	2,826,505 (18%)
Under-five mortality	117/1,000

### Threats to Early Childhood Development

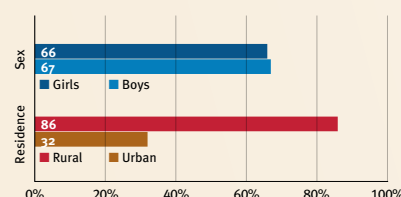
Maternal mortality	829/100,000	Young mothers (births by 18y)	no data
Low birthweight	no data	Preterm births	12%
Child poverty	no data	Under-five stunting	25%
Violent discipline	no data	Inadequate supervision	no data

### Young children at risk of poor development

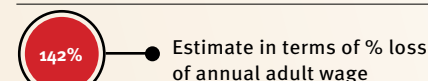


At risk in 2005, 2010 and 2015, using a composite indicator of under-five stunting or poverty

### Risk by sex and residence



### Lifetime cost of growth deficit in early childhood



### Children with functional difficulty

no data

### Children developmentally on-track

no data

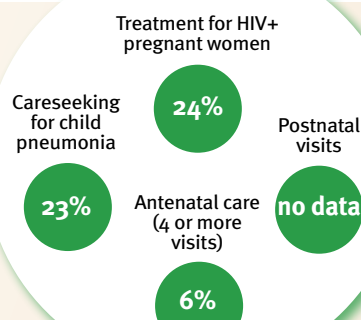
## Support and services for early childhood development: Nurturing care

Parents and caregivers need a facilitating environment of laws, policies, services and community support to assist them in providing their young children with nurturing care.

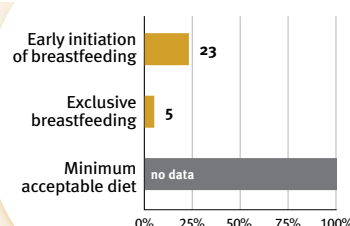
## Facilitating environments

Policies				
None	<14	14 – <18	18 – <26	≥26
Paid maternity leave (weeks)				
None	<14	14 – <18	18 – <26	≥26
Paid paternity leave (weeks)				
Not	Slightly	Moderately	Substantially	
International Code of Marketing of Breastmilk Substitutes (alignment)				
X	National minimum wage			
X	Child and family social protection			

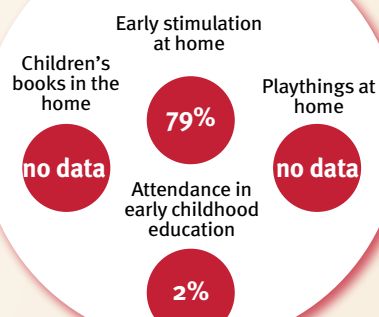
### Health



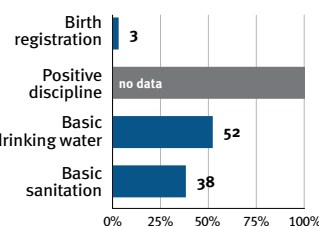
### Nutrition



### Early learning



### Security and safety



### Responsive caregiving

Public information about ECD  
Parental mental health  
Parent support (groups, home visits)  
Quality child day care



Comparative country data urgently needed

### International conventions

✓	Convention on the Rights of the Child
✓	Convention on the Rights of Persons with Disabilities
X	CRC Optional Protocol on the Sale of Children, Child Prostitution and Child Pornography
X	Hague Convention on Protection of Children and Cooperation in Respect of Intercountry Adoption



## South Africa

*Countdown to 2030*

Women's, Children's & Adolescents' Health

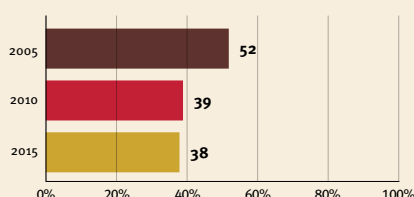
### Demographics

Population	59,308,690
Annual births	1,172,060
Children under 5	5,764,945 (10%)
Under-five mortality	34/1,000

### Threats to Early Childhood Development

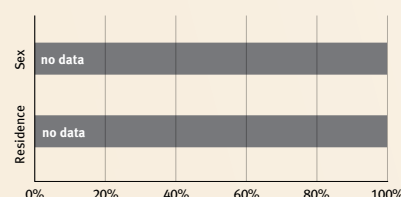
Maternal mortality	119/100,000	Young mothers (births by 18y)	15%
Low birthweight	14%	Preterm births	8%
Child poverty	no data	Under-five stunting	27%
Violent discipline	no data	Inadequate supervision	no data

### Young children at risk of poor development

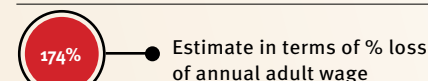


At risk in 2005, 2010 and 2015, using a composite indicator of under-five stunting or poverty

### Risk by sex and residence



### Lifetime cost of growth deficit in early childhood



### Children with functional difficulty

no data

### Children developmentally on-track

no data

## Support and services for early childhood development: Nurturing care

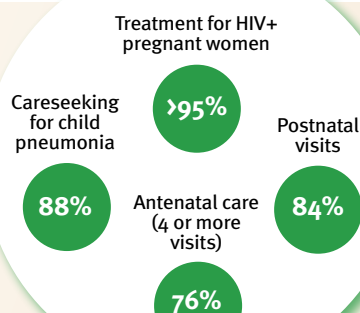
Parents and caregivers need a facilitating environment of laws, policies, services and community support to assist them in providing their young children with nurturing care.

## Facilitating environments

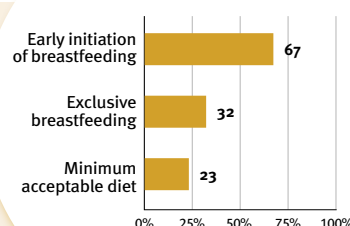
### Policies

None	<14	14 – <18	18 – <26	≥26
Paid maternity leave (weeks)				
None	<14	14 – <18	18 – <26	≥26
Paid paternity leave (weeks)				
None	<14	14 – <18	18 – <26	≥26
Not	Slightly	Moderately	Substantially	
International Code of Marketing of Breastmilk Substitutes (alignment)				
✓	National minimum wage			
✓	Child and family social protection			

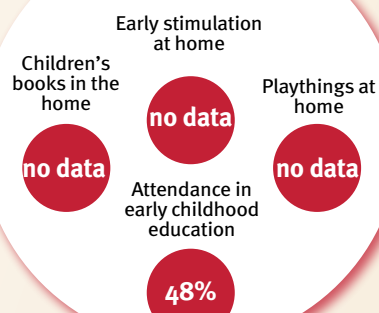
### Health



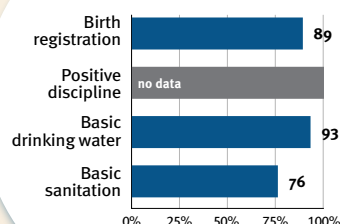
### Nutrition



### Early learning



### Security and safety



### Responsive caregiving

Public information about ECD  
Parental mental health  
Parent support (groups, home visits)  
Quality child day care



Comparative country data urgently needed

### International conventions

✓	Convention on the Rights of the Child
✓	Convention on the Rights of Persons with Disabilities
✓	CRC Optional Protocol on the Sale of Children, Child Prostitution and Child Pornography
✓	Hague Convention on Protection of Children and Cooperation in Respect of Intercountry Adoption





## South Sudan

*Countdown to 2030*

Women's, Children's & Adolescents' Health

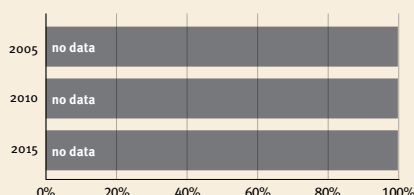
### Demographics

Population	11,193,729
Annual births	389,714
Children under 5	1,707,392 (15%)
Under-five mortality	96/1,000

### Threats to Early Childhood Development

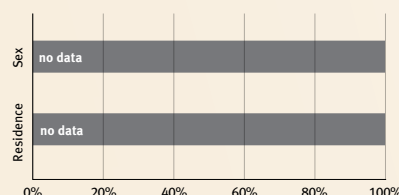
Maternal mortality	1150/100,000	Young mothers (births by 18y)	28%
Low birthweight	no data	Preterm births	no data
Child poverty	no data	Under-five stunting	31%
Violent discipline	no data	Inadequate supervision	no data

### Young children at risk of poor development

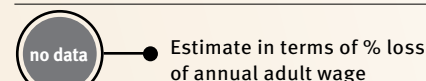


At risk in 2005, 2010 and 2015, using a composite indicator of under-five stunting or poverty

### Risk by sex and residence



### Lifetime cost of growth deficit in early childhood



### Children with functional difficulty

no data

### Children developmentally on-track

no data

## Support and services for early childhood development: Nurturing care

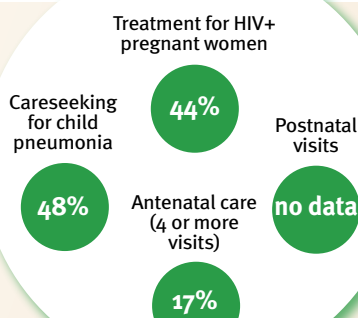
Parents and caregivers need a facilitating environment of laws, policies, services and community support to assist them in providing their young children with nurturing care.

## Facilitating environments

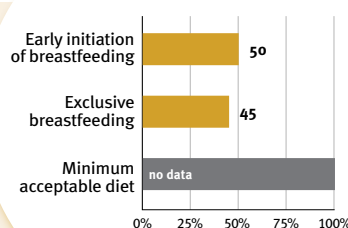
### Policies

None	<14	14 – <18	18 – <26	≥26
Paid maternity leave (weeks)				
None	<14	14 – <18	18 – <26	≥26
Paid paternity leave (weeks)				
None	<14	14 – <18	18 – <26	≥26
Not	Slightly	Moderately	Substantially	
International Code of Marketing of Breastmilk Substitutes (alignment)				
no data	National minimum wage			
X	Child and family social protection			

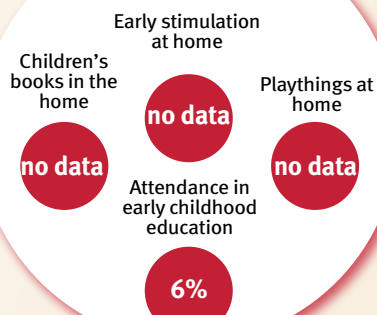
### Health



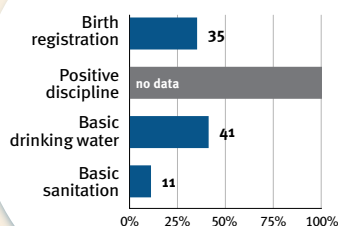
### Nutrition



### Early learning



### Security and safety



### Responsive caregiving

Public information about ECD  
Parental mental health  
Parent support (groups, home visits)  
Quality child day care



Comparative country data urgently needed

### International conventions

✓	Convention on the Rights of the Child
X	Convention on the Rights of Persons with Disabilities
✓	CRC Optional Protocol on the Sale of Children, Child Prostitution and Child Pornography
X	Hague Convention on Protection of Children and Cooperation in Respect of Intercountry Adoption



## Spain

## Countdown to 2030

Women's, Children's & Adolescents' Health

### Demographics

Population	46,754,783
Annual births	380,395
Children under 5	1,990,096 (4%)
Under-five mortality	3/1,000

### Threats to Early Childhood Development

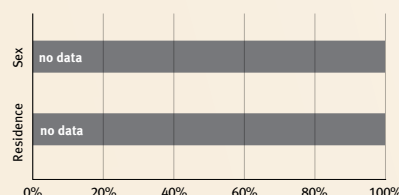
Maternal mortality	4/100,000	Young mothers (births by 18y)	no data
Low birthweight	8%	Preterm births	7%
Child poverty	no data	Under-five stunting	no data
Violent discipline	no data	Inadequate supervision	no data

### Young children at risk of poor development

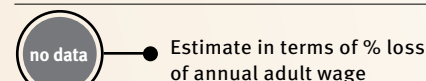


At risk in 2005, 2010 and 2015, using a composite indicator of under-five stunting or poverty

### Risk by sex and residence



### Lifetime cost of growth deficit in early childhood



### Children with functional difficulty

no data

### Children developmentally on-track

no data

## Support and services for early childhood development: Nurturing care

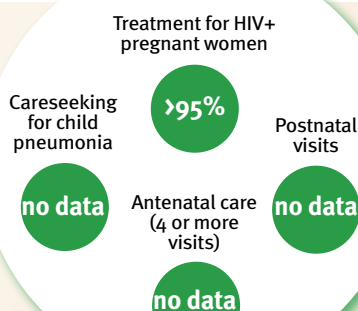
Parents and caregivers need a facilitating environment of laws, policies, services and community support to assist them in providing their young children with nurturing care.

## Facilitating environments

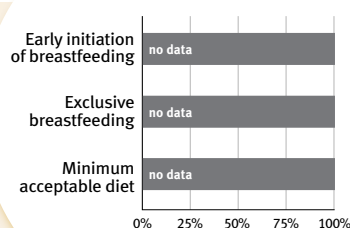
### Policies

None	<14	14 – <18	18 – <26	≥26
Paid maternity leave (weeks)				
None	<14	14 – <18	18 – <26	≥26
Paid paternity leave (weeks)				
None	<14	14 – <18	18 – <26	≥26
Not	Slightly	Moderately	Substantially	
International Code of Marketing of Breastmilk Substitutes (alignment)				
✓	National minimum wage			
✓	Child and family social protection			

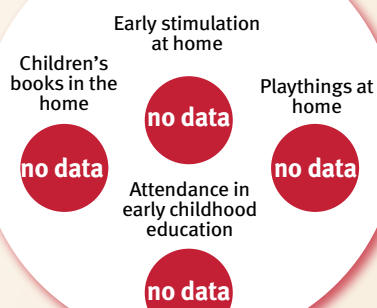
### Health



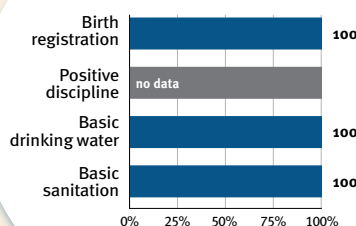
### Nutrition



### Early learning



### Security and safety



### Responsive caregiving

Public information about ECD  
Parental mental health  
Parent support (groups, home visits)  
Quality child day care



Comparative country data urgently needed

### International conventions

✓	Convention on the Rights of the Child
✓	Convention on the Rights of Persons with Disabilities
✓	CRC Optional Protocol on the Sale of Children, Child Prostitution and Child Pornography
✓	Hague Convention on Protection of Children and Cooperation in Respect of Intercountry Adoption



## Sri Lanka

*Countdown to 2030*

Women's, Children's & Adolescents' Health

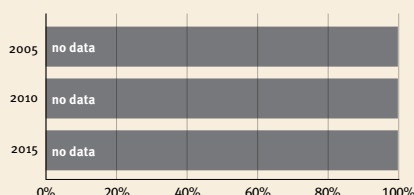
### Demographics

Population	21,413,250
Annual births	326,419
Children under 5	1,660,410 (8%)
Under-five mortality	7/1,000

### Threats to Early Childhood Development

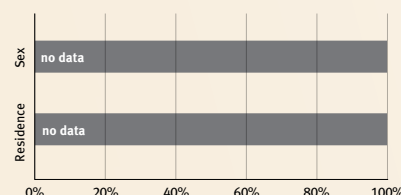
Maternal mortality	36/100,000	Young mothers (births by 18y)	3%
Low birthweight	16%	Preterm births	11%
Child poverty	no data	Under-five stunting	17%
Violent discipline	no data	Inadequate supervision	no data

### Young children at risk of poor development

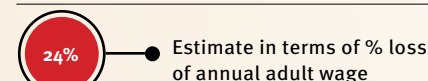


At risk in 2005, 2010 and 2015, using a composite indicator of under-five stunting or poverty

### Risk by sex and residence



### Lifetime cost of growth deficit in early childhood



### Children with functional difficulty

no data

### Children developmentally on-track

no data

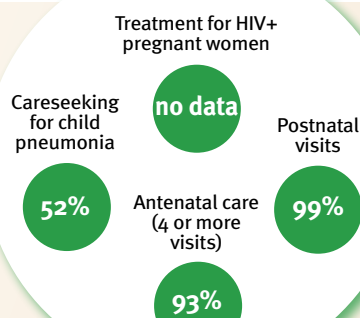
## Support and services for early childhood development: Nurturing care

Parents and caregivers need a facilitating environment of laws, policies, services and community support to assist them in providing their young children with nurturing care.

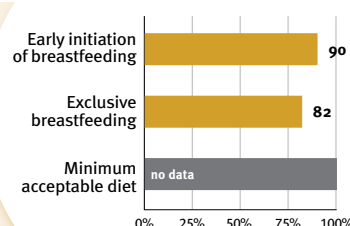
## Facilitating environments

Policies				
None	<14	14 – <18	18 – <26	≥26
Paid maternity leave (weeks)				
None	<14	14 – <18	18 – <26	≥26
Paid paternity leave (weeks)				
Not	Slightly	Moderately	Substantially	
International Code of Marketing of Breastmilk Substitutes (alignment)				
✓	National minimum wage			
✗	Child and family social protection			

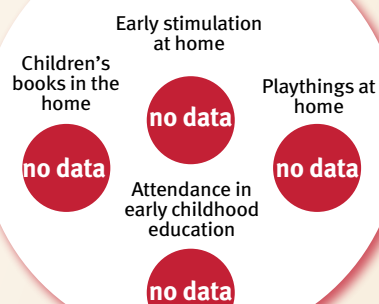
### Health



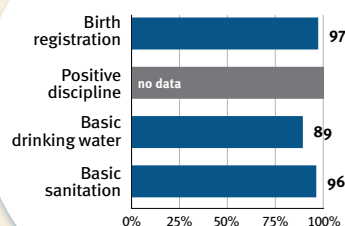
### Nutrition



### Early learning



### Security and safety



### Responsive caregiving

Public information about ECD  
Parental mental health  
Parent support (groups, home visits)  
Quality child day care

?

Comparative country data urgently needed

### International conventions

✓	Convention on the Rights of the Child
✓	Convention on the Rights of Persons with Disabilities
✓	CRC Optional Protocol on the Sale of Children, Child Prostitution and Child Pornography
✓	Hague Convention on Protection of Children and Cooperation in Respect of Intercountry Adoption



# State of Palestine

## Countdown to 2030

Women's, Children's & Adolescents' Health

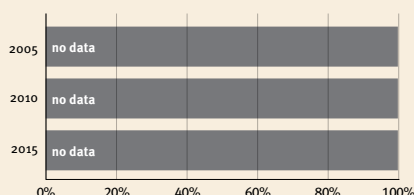
### Demographics

Population	5,101,416
Annual births	144,176
Children under 5	692,913 (14%)
Under-five mortality	19/1,000

### Threats to Early Childhood Development

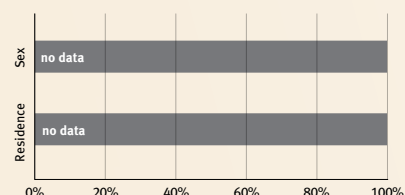
Maternal mortality	27/100,000	Young mothers (births by 18y)	22%
Low birthweight	8%	Preterm births	no data
Child poverty	no data	Under-five stunting	7%
Violent discipline	92%	Inadequate supervision	14%

### Young children at risk of poor development

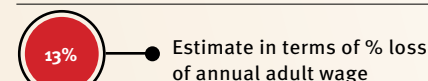


At risk in 2005, 2010 and 2015, using a composite indicator of under-five stunting or poverty

### Risk by sex and residence



### Lifetime cost of growth deficit in early childhood



### Children with functional difficulty

no data

### Children developmentally on-track

72%

## Support and services for early childhood development: Nurturing care

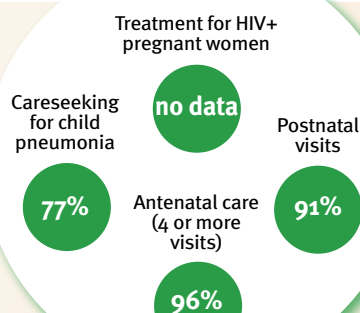
Parents and caregivers need a facilitating environment of laws, policies, services and community support to assist them in providing their young children with nurturing care.

## Facilitating environments

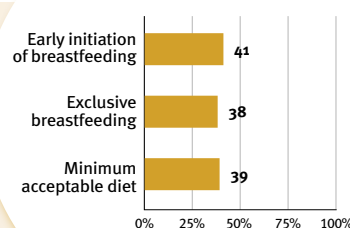
### Policies

no data
Paid maternity leave (weeks)
no data
Paid paternity leave (weeks)
no data
International Code of Marketing of Breastmilk Substitutes (alignment)
no data
National minimum wage
no data
Child and family social protection

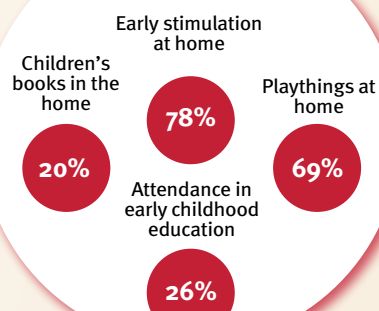
### Health



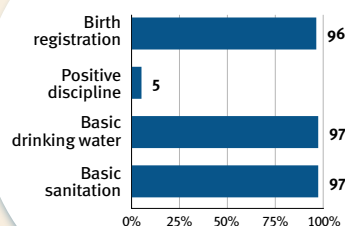
### Nutrition



### Early learning



### Security and safety



### Responsive caregiving

Public information about ECD  
Parental mental health  
Parent support (groups, home visits)  
Quality child day care

?

Comparative country data urgently needed

### International conventions

✓	Convention on the Rights of the Child
✓	Convention on the Rights of Persons with Disabilities
✓	CRC Optional Protocol on the Sale of Children, Child Prostitution and Child Pornography
✗	Hague Convention on Protection of Children and Cooperation in Respect of Intercountry Adoption



## Sudan

*Countdown to 2030*

Women's, Children's & Adolescents' Health

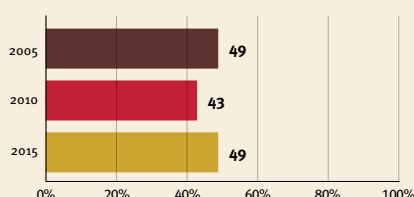
### Demographics

Population	43,849,269
Annual births	1,383,196
Children under 5	6,339,078 (14%)
Under-five mortality	58/1,000

### Threats to Early Childhood Development

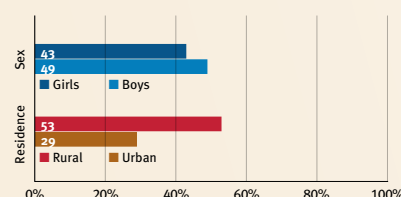
Maternal mortality	295/100,000	Young mothers (births by 18y)	22%
Low birthweight	no data	Preterm births	13%
Child poverty	17%	Under-five stunting	38%
Violent discipline	62%	Inadequate supervision	no data

### Young children at risk of poor development

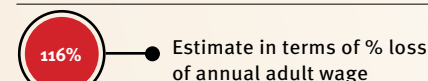


At risk in 2005, 2010 and 2015, using a composite indicator of under-five stunting or poverty

### Risk by sex and residence



### Lifetime cost of growth deficit in early childhood



### Children with functional difficulty

no data

### Children developmentally on-track

no data

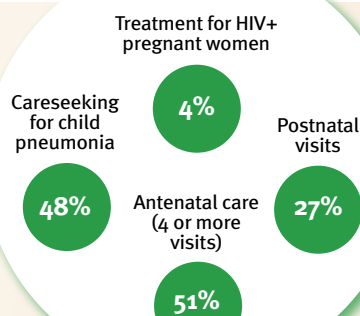
## Support and services for early childhood development: Nurturing care

Parents and caregivers need a facilitating environment of laws, policies, services and community support to assist them in providing their young children with nurturing care.

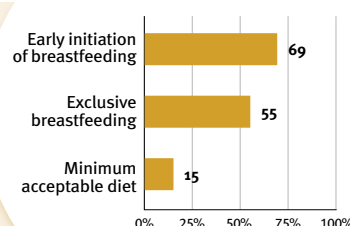
## Facilitating environments

Policies				
None	<14	14 – <18	18 – <26	≥26
Paid maternity leave (weeks)				
None	<14	14 – <18	18 – <26	≥26
Paid paternity leave (weeks)				
Not	Slightly	Moderately	Substantially	
International Code of Marketing of Breastmilk Substitutes (alignment)				
✓	National minimum wage			
✗	Child and family social protection			

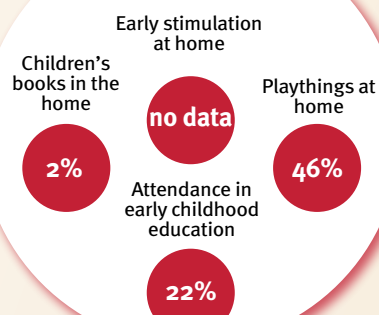
### Health



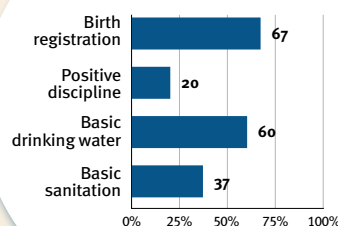
### Nutrition



### Early learning



### Security and safety



### Responsive caregiving

Public information about ECD  
Parental mental health  
Parent support (groups, home visits)  
Quality child day care



Comparative country data urgently needed

### International conventions

✓	Convention on the Rights of the Child
✓	Convention on the Rights of Persons with Disabilities
✓	CRC Optional Protocol on the Sale of Children, Child Prostitution and Child Pornography
✗	Hague Convention on Protection of Children and Cooperation in Respect of Intercountry Adoption





## Suriname

**Countdown to 2030**

Women's, Children's & Adolescents' Health

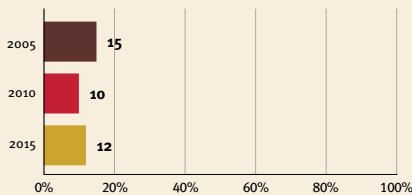
### Demographics

Population	586,634
Annual births	10,587
Children under 5	52,186 (9%)
Under-five mortality	18/1,000

### Threats to Early Childhood Development

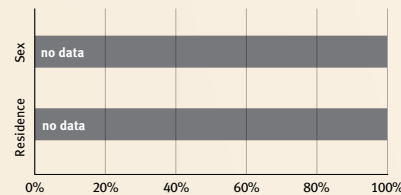
Maternal mortality	120/100,000	Young mothers (births by 18y)	no data
Low birthweight	15%	Preterm births	9%
Child poverty	no data	Under-five stunting	9%
Violent discipline	87%	Inadequate supervision	6%

### Young children at risk of poor development

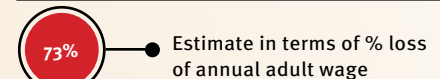


At risk in 2005, 2010 and 2015, using a composite indicator of under-five stunting or poverty

### Risk by sex and residence



### Lifetime cost of growth deficit in early childhood



### Children with functional difficulty



### Children developmentally on-track



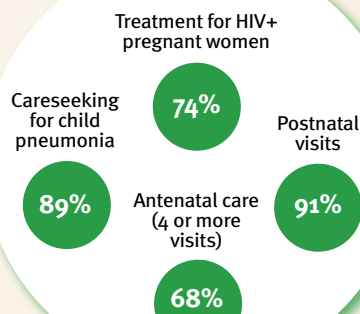
## Support and services for early childhood development: Nurturing care

Parents and caregivers need a facilitating environment of laws, policies, services and community support to assist them in providing their young children with nurturing care.

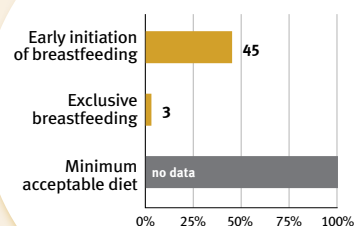
## Facilitating environments

Policies				
None	<14	14 – <18	18 – <26	≥26
Paid maternity leave (weeks)				
None	<14	14 – <18	18 – <26	≥26
Paid paternity leave (weeks)				
Not	Slightly	Moderately	Substantially	
International Code of Marketing of Breastmilk Substitutes (alignment)				
X	National minimum wage			
✓	Child and family social protection			

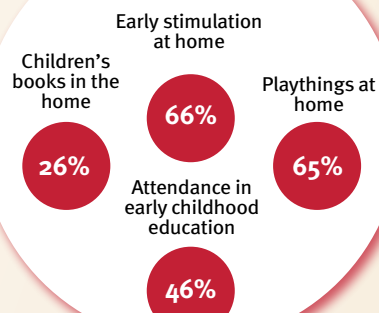
### Health



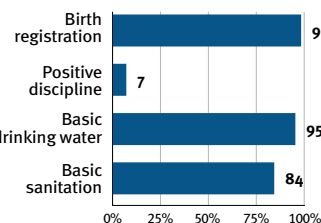
### Nutrition



### Early learning



### Security and safety



### Responsive caregiving

Public information about ECD  
Parental mental health  
Parent support (groups, home visits)  
Quality child day care



Comparative country data urgently needed

### International conventions

✓	Convention on the Rights of the Child
✓	Convention on the Rights of Persons with Disabilities
✓	CRC Optional Protocol on the Sale of Children, Child Prostitution and Child Pornography
X	Hague Convention on Protection of Children and Cooperation in Respect of Intercountry Adoption



## Sweden

**Countdown to 2030**

Women's, Children's & Adolescents' Health

### Demographics

Population	10,099,270
Annual births	119,651
Children under 5	601,450 (6%)
Under-five mortality	3/1,000

### Threats to Early Childhood Development

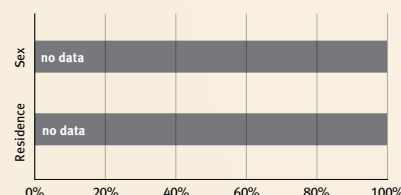
Maternal mortality	4/100,000	Young mothers (births by 18y)	no data
Low birthweight	2%	Preterm births	6%
Child poverty	no data	Under-five stunting	no data
Violent discipline	no data	Inadequate supervision	no data

### Young children at risk of poor development

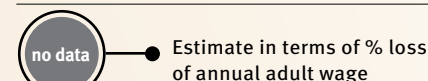


At risk in 2005, 2010 and 2015, using a composite indicator of under-five stunting or poverty

### Risk by sex and residence



### Lifetime cost of growth deficit in early childhood



### Children with functional difficulty

no data

### Children developmentally on-track

no data

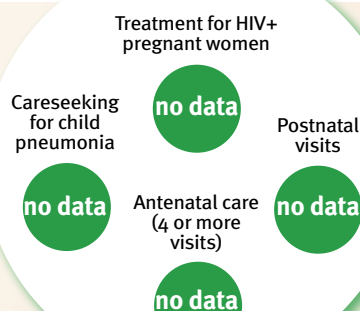
## Support and services for early childhood development: Nurturing care

Parents and caregivers need a facilitating environment of laws, policies, services and community support to assist them in providing their young children with nurturing care.

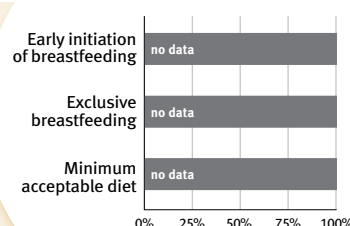
## Facilitating environments

Policies				
None	<14	14 – <18	18 – <26	≥26
Paid maternity leave (weeks)				
None	<14	14 – <18	18 – <26	≥26
Paid paternity leave (weeks)				
Not	Slightly	Moderately	Substantially	
International Code of Marketing of Breastmilk Substitutes (alignment)				
no data	National minimum wage			
✓	Child and family social protection			

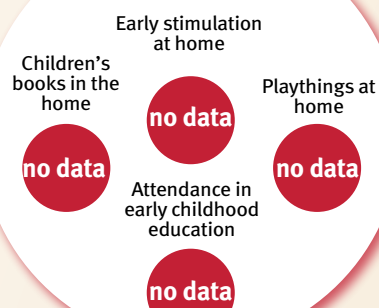
### Health



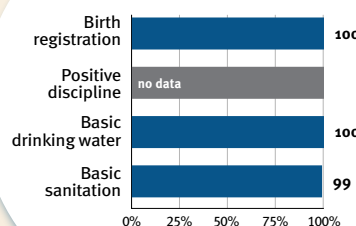
### Nutrition



### Early learning



### Security and safety



### Responsive caregiving

Public information about ECD  
Parental mental health  
Parent support (groups, home visits)  
Quality child day care



Comparative country data urgently needed

### International conventions

✓	Convention on the Rights of the Child
✓	Convention on the Rights of Persons with Disabilities
✓	CRC Optional Protocol on the Sale of Children, Child Prostitution and Child Pornography
✓	Hague Convention on Protection of Children and Cooperation in Respect of Intercountry Adoption



## Switzerland

*Countdown to 2030*

Women's, Children's & Adolescents' Health

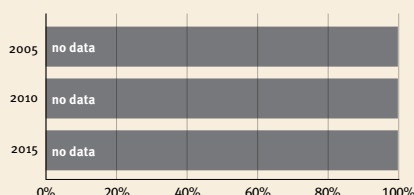
### Demographics

Population	8,654,618
Annual births	88,511
Children under 5	451,829 (5%)
Under-five mortality	4/1,000

### Threats to Early Childhood Development

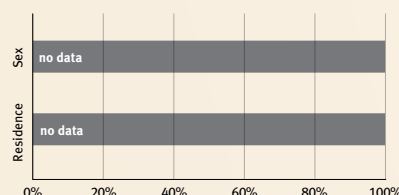
Maternal mortality	5/100,000	Young mothers (births by 18y)	no data
Low birthweight	6%	Preterm births	7%
Child poverty	no data	Under-five stunting	no data
Violent discipline	no data	Inadequate supervision	no data

### Young children at risk of poor development

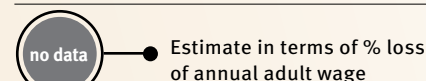


At risk in 2005, 2010 and 2015, using a composite indicator of under-five stunting or poverty

### Risk by sex and residence



### Lifetime cost of growth deficit in early childhood



### Children with functional difficulty

no data

### Children developmentally on-track

no data

## Support and services for early childhood development: Nurturing care

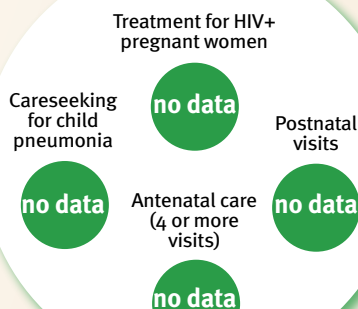
Parents and caregivers need a facilitating environment of laws, policies, services and community support to assist them in providing their young children with nurturing care.

## Facilitating environments

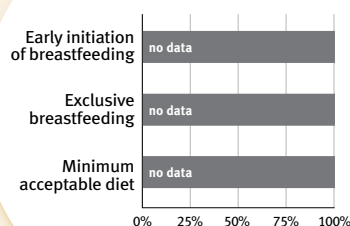
### Policies

None	<14	14 – <18	18 – <26	≥26
Paid maternity leave (weeks)				
None	<14	14 – <18	18 – <26	≥26
Paid paternity leave (weeks)				
Not	Slightly	Moderately	Substantially	
International Code of Marketing of Breastmilk Substitutes (alignment)				
no data	National minimum wage			
✓	Child and family social protection			

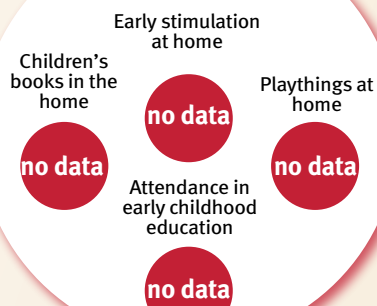
### Health



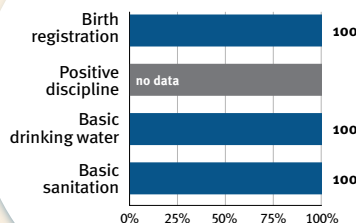
### Nutrition



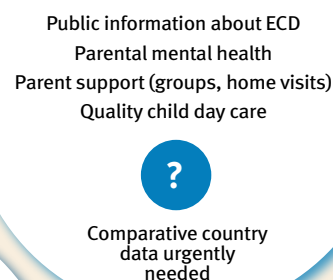
### Early learning



### Security and safety



### Responsive caregiving



### International conventions

✓	Convention on the Rights of the Child
✓	Convention on the Rights of Persons with Disabilities
✓	CRC Optional Protocol on the Sale of Children, Child Prostitution and Child Pornography
✓	Hague Convention on Protection of Children and Cooperation in Respect of Intercountry Adoption





## Tajikistan

*Countdown to 2030*

Women's, Children's & Adolescents' Health

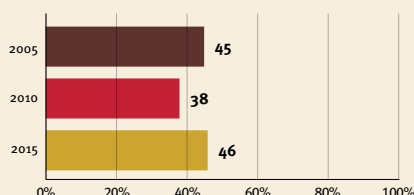
### Demographics

Population	9,537,642
Annual births	277,919
Children under 5	1,356,750 (14%)
Under-five mortality	34/1,000

### Threats to Early Childhood Development

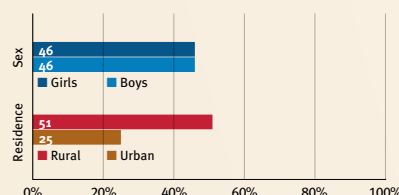
Maternal mortality	17/100,000	Young mothers (births by 18y)	1%
Low birthweight	6%	Preterm births	11%
Child poverty	29%	Under-five stunting	18%
Violent discipline	62%	Inadequate supervision	13%

### Young children at risk of poor development

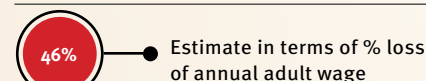


At risk in 2005, 2010 and 2015, using a composite indicator of under-five stunting or poverty

### Risk by sex and residence



### Lifetime cost of growth deficit in early childhood



### Children with functional difficulty

no data

### Children developmentally on-track

no data

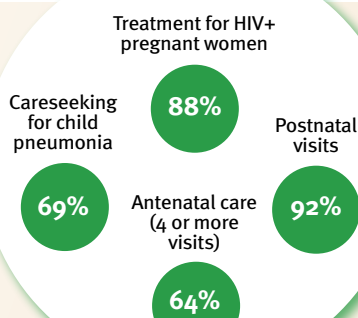
## Support and services for early childhood development: Nurturing care

Parents and caregivers need a facilitating environment of laws, policies, services and community support to assist them in providing their young children with nurturing care.

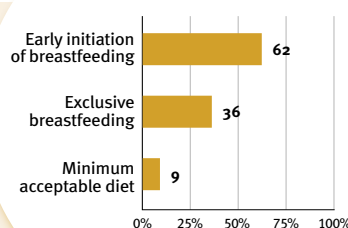
## Facilitating environments

Policies				
None	<14	14 – <18	18 – <26	≥26
Paid maternity leave (weeks)				
None	<14	14 – <18	18 – <26	≥26
Paid paternity leave (weeks)				
Not	Slightly	Moderately	Substantially	
International Code of Marketing of Breastmilk Substitutes (alignment)				
X	National minimum wage			
X	Child and family social protection			

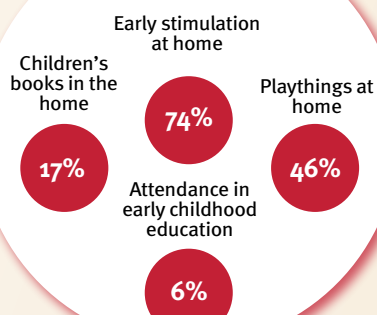
### Health



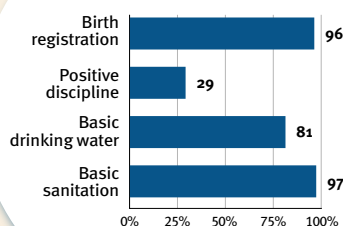
### Nutrition



### Early learning



### Security and safety



### Responsive caregiving

Public information about ECD  
Parental mental health  
Parent support (groups, home visits)  
Quality child day care

?

Comparative country data urgently needed

### International conventions

✓	Convention on the Rights of the Child
✓	Convention on the Rights of Persons with Disabilities
✓	CRC Optional Protocol on the Sale of Children, Child Prostitution and Child Pornography
X	Hague Convention on Protection of Children and Cooperation in Respect of Intercountry Adoption





## Thailand

*Countdown to 2030*

Women's, Children's & Adolescents' Health

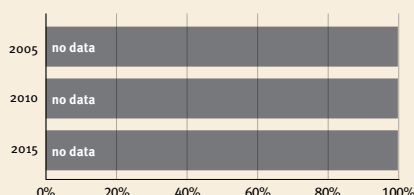
### Demographics

Population	69,799,978
Annual births	696,526
Children under 5	3,596,052 (5%)
Under-five mortality	9/1,000

### Threats to Early Childhood Development

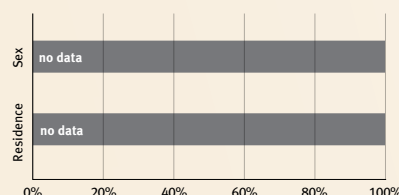
Maternal mortality	37/100,000	Young mothers (births by 18y)	9%
Low birthweight	11%	Preterm births	12%
Child poverty	no data	Under-five stunting	11%
Violent discipline	77%	Inadequate supervision	2%

### Young children at risk of poor development

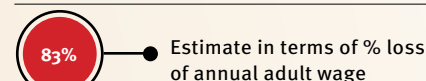


At risk in 2005, 2010 and 2015, using a composite indicator of under-five stunting or poverty

### Risk by sex and residence



### Lifetime cost of growth deficit in early childhood



### Children with functional difficulty

no data

### Children developmentally on-track

91%

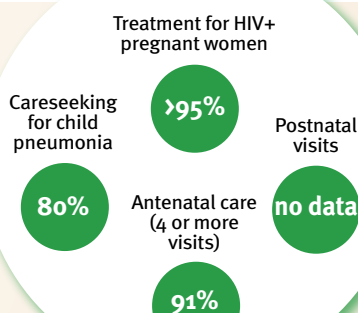
## Support and services for early childhood development: Nurturing care

Parents and caregivers need a facilitating environment of laws, policies, services and community support to assist them in providing their young children with nurturing care.

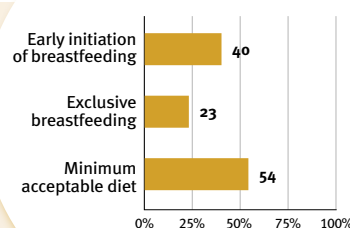
## Facilitating environments

Policies				
None	<14	14 – <18	18 – <26	≥26
Paid maternity leave (weeks)				
None	<14	14 – <18	18 – <26	≥26
Paid paternity leave (weeks)				
Not	Slightly	Moderately	Substantially	
International Code of Marketing of Breastmilk Substitutes (alignment)				
✓	National minimum wage			
✗	Child and family social protection			

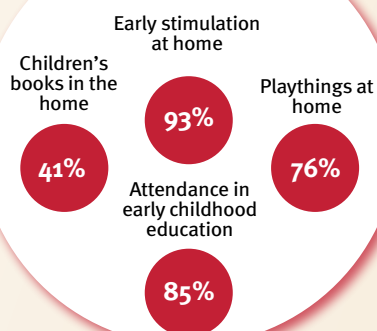
### Health



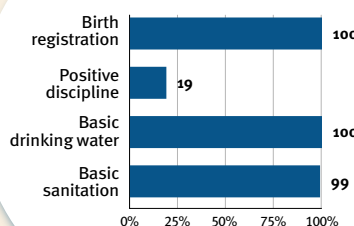
### Nutrition



### Early learning



### Security and safety



### Responsive caregiving

Public information about ECD  
Parental mental health  
Parent support (groups, home visits)  
Quality child day care

?

Comparative country data urgently needed

### International conventions

✓	Convention on the Rights of the Child
✓	Convention on the Rights of Persons with Disabilities
✓	CRC Optional Protocol on the Sale of Children, Child Prostitution and Child Pornography
✓	Hague Convention on Protection of Children and Cooperation in Respect of Intercountry Adoption



## Timor-Leste

*Countdown to 2030*

Women's, Children's & Adolescents' Health

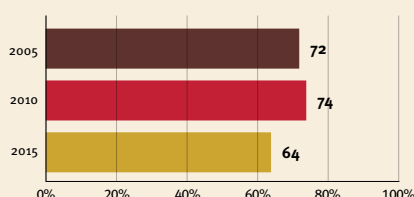
### Demographics

Population	1,318,442
Annual births	38,264
Children under 5	178,084 (14%)
Under-five mortality	44/1,000

### Threats to Early Childhood Development

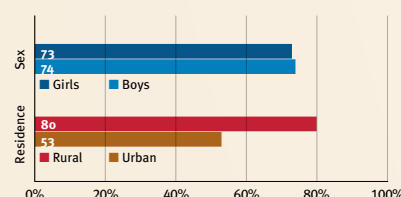
Maternal mortality	142/100,000	Young mothers (births by 18y)	7%
Low birthweight	no data	Preterm births	12%
Child poverty	44%	Under-five stunting	52%
Violent discipline	no data	Inadequate supervision	29%

### Young children at risk of poor development

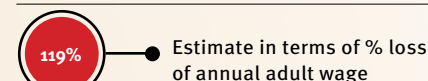


At risk in 2005, 2010 and 2015, using a composite indicator of under-five stunting or poverty

### Risk by sex and residence



### Lifetime cost of growth deficit in early childhood



### Children with functional difficulty

no data

### Children developmentally on-track

53%

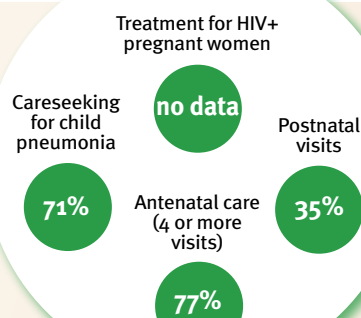
## Support and services for early childhood development: Nurturing care

Parents and caregivers need a facilitating environment of laws, policies, services and community support to assist them in providing their young children with nurturing care.

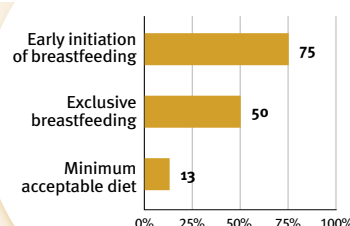
## Facilitating environments

Policies				
None	<14	14 – <18	18 – <26	≥26
Paid maternity leave (weeks)				
None	<14	14 – <18	18 – <26	≥26
Paid paternity leave (weeks)				
Not	Slightly	Moderately	Substantially	
International Code of Marketing of Breastmilk Substitutes (alignment)				
X	National minimum wage			
X	Child and family social protection			

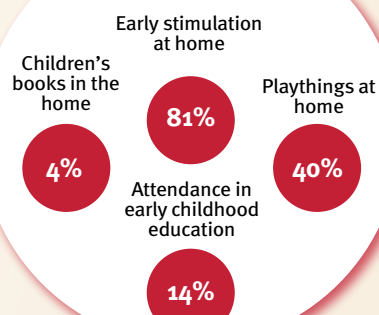
### Health



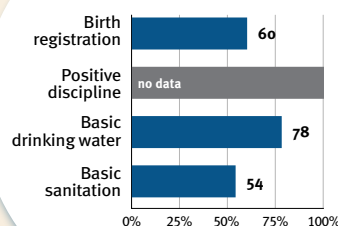
### Nutrition



### Early learning



### Security and safety



### Responsive caregiving

Public information about ECD  
Parental mental health  
Parent support (groups, home visits)  
Quality child day care

?

Comparative country data urgently needed

### International conventions

✓	Convention on the Rights of the Child
X	Convention on the Rights of Persons with Disabilities
✓	CRC Optional Protocol on the Sale of Children, Child Prostitution and Child Pornography
X	Hague Convention on Protection of Children and Cooperation in Respect of Intercountry Adoption



## Togo

## Countdown to 2030

Women's, Children's & Adolescents' Health

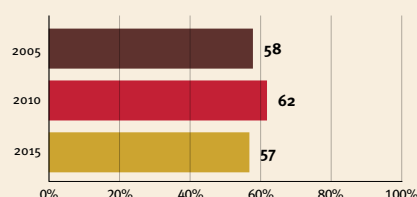
### Demographics

Population	8,278,737
Annual births	268,061
Children under 5	1,220,060 (15%)
Under-five mortality	67/1,000

### Threats to Early Childhood Development

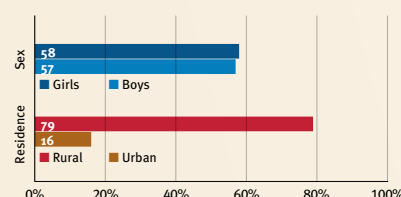
Maternal mortality	396/100,000	Young mothers (births by 18y)	17%
Low birthweight	16%	Preterm births	13%
Child poverty	45%	Under-five stunting	24%
Violent discipline	86%	Inadequate supervision	29%

### Young children at risk of poor development

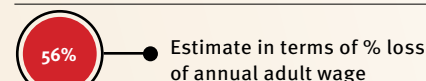


At risk in 2005, 2010 and 2015, using a composite indicator of under-five stunting or poverty

### Risk by sex and residence



### Lifetime cost of growth deficit in early childhood



### Children with functional difficulty

8%

### Children developmentally on-track

52%

## Support and services for early childhood development: Nurturing care

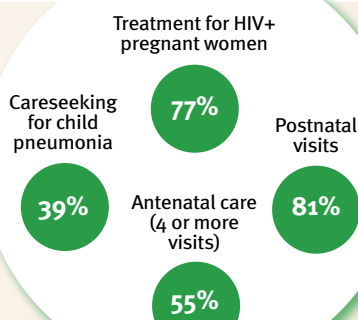
Parents and caregivers need a facilitating environment of laws, policies, services and community support to assist them in providing their young children with nurturing care.

## Facilitating environments

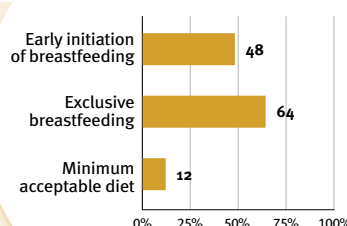
### Policies

None	<14	14 – <18	18 – <26	≥26
Paid maternity leave (weeks)				
None	<14	14 – <18	18 – <26	≥26
Paid paternity leave (weeks)				
Not	Slightly	Moderately	Substantially	
International Code of Marketing of Breastmilk Substitutes (alignment)				
✓	National minimum wage			
✗	Child and family social protection			


### Health



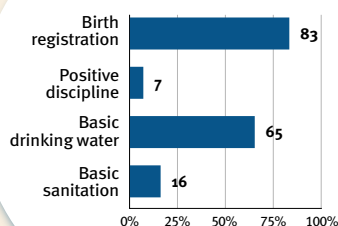
### Nutrition



### Early learning



### Security and safety



### Responsive caregiving

Public information about ECD  
Parental mental health  
Parent support (groups, home visits)  
Quality child day care

?

Comparative country data urgently needed

### International conventions

✓	Convention on the Rights of the Child
✓	Convention on the Rights of Persons with Disabilities
✓	CRC Optional Protocol on the Sale of Children, Child Prostitution and Child Pornography
✓	Hague Convention on Protection of Children and Cooperation in Respect of Intercountry Adoption



## Tonga

## Countdown to 2030

Women's, Children's & Adolescents' Health

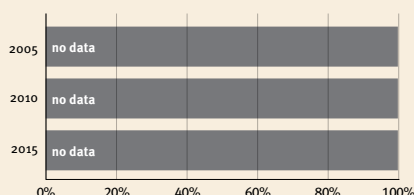
### Demographics

Population	105,697
Annual births	2,502
Children under 5	12,201 (12%)
Under-five mortality	17/1,000

### Threats to Early Childhood Development

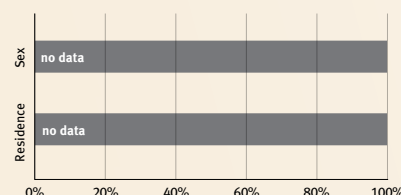
Maternal mortality	52/100,000	Young mothers (births by 18y)	2%
Low birthweight	no data	Preterm births	8%
Child poverty	no data	Under-five stunting	8%
Violent discipline	no data	Inadequate supervision	no data

### Young children at risk of poor development

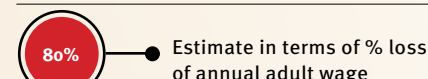


At risk in 2005, 2010 and 2015, using a composite indicator of under-five stunting or poverty

### Risk by sex and residence



### Lifetime cost of growth deficit in early childhood



### Children with functional difficulty

no data

### Children developmentally on-track

no data

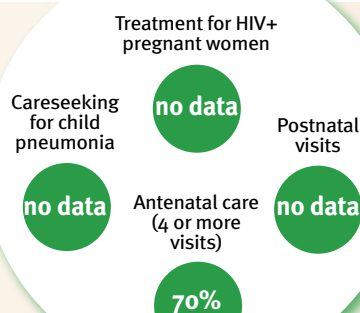
## Support and services for early childhood development: Nurturing care

Parents and caregivers need a facilitating environment of laws, policies, services and community support to assist them in providing their young children with nurturing care.

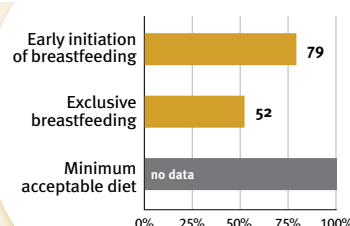
## Facilitating environments

Policies				
None	<14	14 – <18	18 – <26	≥26
Paid maternity leave (weeks)				
None	<14	14 – <18	18 – <26	≥26
Paid paternity leave (weeks)				
Not	Slightly	Moderately	Substantially	
International Code of Marketing of Breastmilk Substitutes (alignment)				
X	National minimum wage			
X	Child and family social protection			

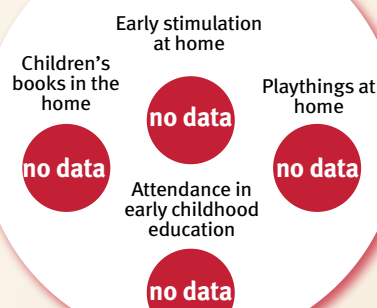
### Health



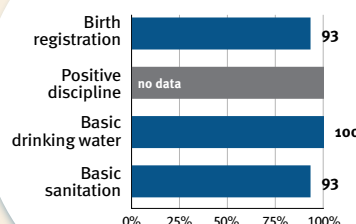
### Nutrition



### Early learning



### Security and safety



### Responsive caregiving

Public information about ECD  
Parental mental health  
Parent support (groups, home visits)  
Quality child day care



Comparative country data urgently needed

### International conventions

✓	Convention on the Rights of the Child
✓	Convention on the Rights of Persons with Disabilities
✓	CRC Optional Protocol on the Sale of Children, Child Prostitution and Child Pornography
X	Hague Convention on Protection of Children and Cooperation in Respect of Intercountry Adoption



# Trinidad and Tobago

*Countdown to 2030*

Women's, Children's & Adolescents' Health

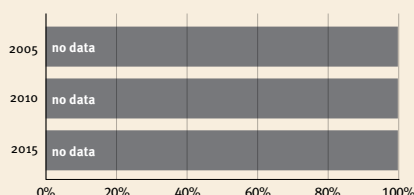
## Demographics

Population	1,399,491
Annual births	17,103
Children under 5	88,366 (6%)
Under-five mortality	18/1,000

## Threats to Early Childhood Development

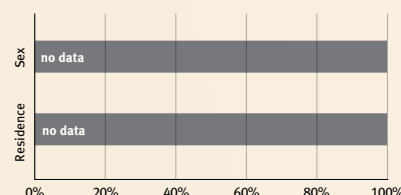
Maternal mortality	67/100,000	Young mothers (births by 18y)	no data
Low birthweight	12%	Preterm births	8%
Child poverty	no data	Under-five stunting	6%
Violent discipline	74%	Inadequate supervision	2%

## Young children at risk of poor development

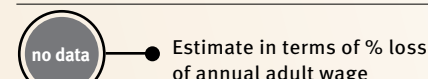


At risk in 2005, 2010 and 2015, using a composite indicator of under-five stunting or poverty

## Risk by sex and residence



## Lifetime cost of growth deficit in early childhood



## Children with functional difficulty

no data

## Children developmentally on-track

91%

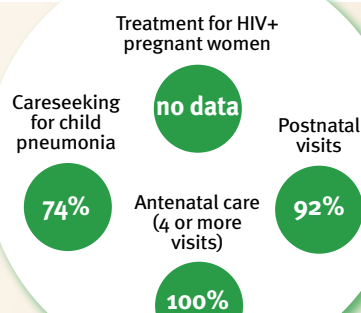
## Support and services for early childhood development: Nurturing care

Parents and caregivers need a facilitating environment of laws, policies, services and community support to assist them in providing their young children with nurturing care.

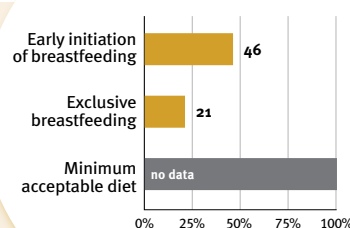
## Facilitating environments

Policies				
None	<14	14 – <18	18 – <26	≥26
Paid maternity leave (weeks)				
None	<14	14 – <18	18 – <26	≥26
Paid paternity leave (weeks)				
Not	Slightly	Moderately	Substantially	
International Code of Marketing of Breastmilk Substitutes (alignment)				
✓	National minimum wage			
✓	Child and family social protection			

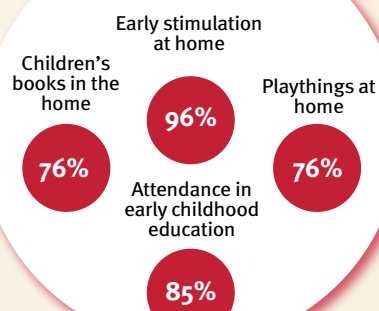
## Health



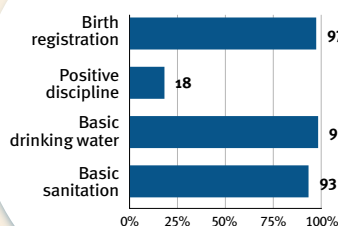
## Nutrition



## Early learning



## Security and safety



## Responsive caregiving

Public information about ECD  
Parental mental health  
Parent support (groups, home visits)  
Quality child day care

?

Comparative country data urgently needed

## International conventions

✓	Convention on the Rights of the Child
✓	Convention on the Rights of Persons with Disabilities
✗	CRC Optional Protocol on the Sale of Children, Child Prostitution and Child Pornography
✗	Hague Convention on Protection of Children and Cooperation in Respect of Intercountry Adoption





## Tunisia

**Countdown to 2030**

Women's, Children's & Adolescents' Health

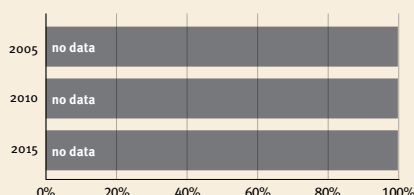
### Demographics

Population	11,818,618
Annual births	195,883
Children under 5	1,004,154 (8%)
Under-five mortality	17/1,000

### Threats to Early Childhood Development

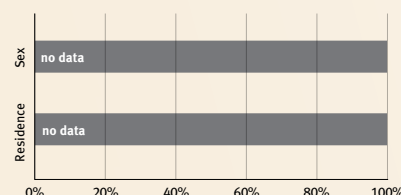
Maternal mortality	43/100,000	Young mothers (births by 18y)	1%
Low birthweight	7%	Preterm births	9%
Child poverty	no data	Under-five stunting	8%
Violent discipline	84%	Inadequate supervision	13%

### Young children at risk of poor development

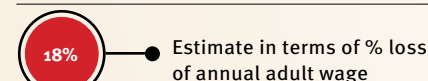


At risk in 2005, 2010 and 2015, using a composite indicator of under-five stunting or poverty

### Risk by sex and residence



### Lifetime cost of growth deficit in early childhood



### Children with functional difficulty

4%

### Children developmentally on-track

82%

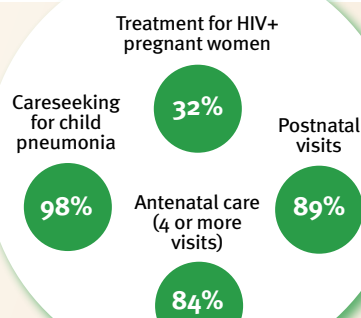
## Support and services for early childhood development: Nurturing care

Parents and caregivers need a facilitating environment of laws, policies, services and community support to assist them in providing their young children with nurturing care.

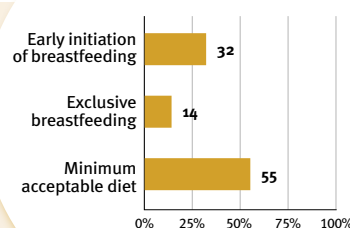
## Facilitating environments

Policies				
None	<14	14 – <18	18 – <26	≥26
Paid maternity leave (weeks)				
None	<14	14 – <18	18 – <26	≥26
Paid paternity leave (weeks)				
Not	Slightly	Moderately	Substantially	
International Code of Marketing of Breastmilk Substitutes (alignment)				
✓	National minimum wage			
✗	Child and family social protection			

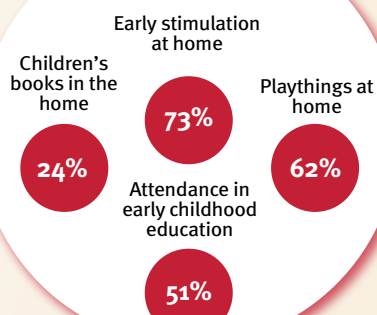
### Health



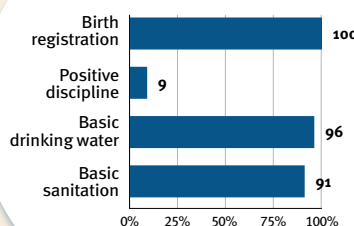
### Nutrition



### Early learning



### Security and safety



### Responsive caregiving

Public information about ECD  
Parental mental health  
Parent support (groups, home visits)  
Quality child day care



Comparative country data urgently needed

### International conventions

✓	Convention on the Rights of the Child
✓	Convention on the Rights of Persons with Disabilities
✓	CRC Optional Protocol on the Sale of Children, Child Prostitution and Child Pornography
✗	Hague Convention on Protection of Children and Cooperation in Respect of Intercountry Adoption



## Turkey

## Countdown to 2030

Women's, Children's & Adolescents' Health

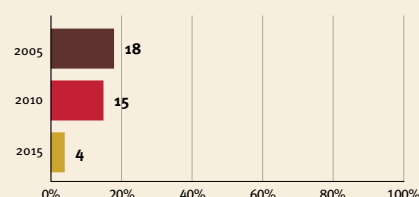
### Demographics

Population	84,339,067
Annual births	1,300,918
Children under 5	6,567,148 (8%)
Under-five mortality	10/1,000

### Threats to Early Childhood Development

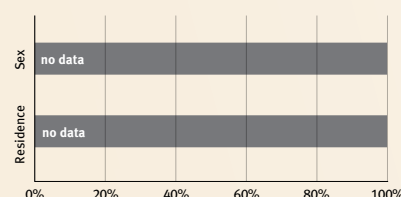
Maternal mortality	17/100,000	Young mothers (births by 18y)	6%
Low birthweight	11%	Preterm births	12%
Child poverty	no data	Under-five stunting	6%
Violent discipline	no data	Inadequate supervision	no data

### Young children at risk of poor development

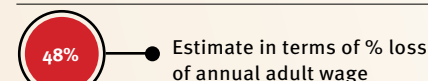


At risk in 2005, 2010 and 2015, using a composite indicator of under-five stunting or poverty

### Risk by sex and residence



### Lifetime cost of growth deficit in early childhood



### Children with functional difficulty

no data

### Children developmentally on-track

74%

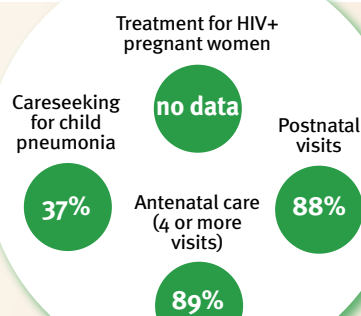
## Support and services for early childhood development: Nurturing care

Parents and caregivers need a facilitating environment of laws, policies, services and community support to assist them in providing their young children with nurturing care.

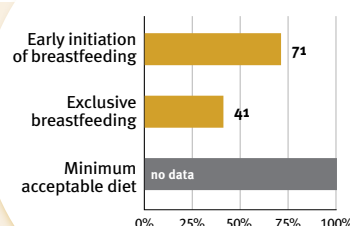
## Facilitating environments

Policies				
None	<14	14 – <18	18 – <26	≥26
Paid maternity leave (weeks)				
None	<14	14 – <18	18 – <26	≥26
Paid paternity leave (weeks)				
Not	Slightly	Moderately	Substantially	
International Code of Marketing of Breastmilk Substitutes (alignment)				
✓	National minimum wage			
✗	Child and family social protection			

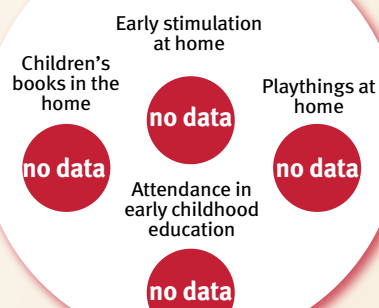
### Health



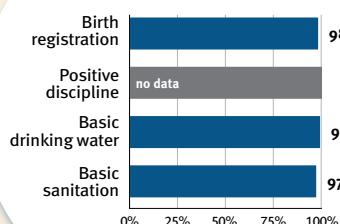
### Nutrition



### Early learning



### Security and safety



### Responsive caregiving

Public information about ECD  
Parental mental health  
Parent support (groups, home visits)  
Quality child day care

?

Comparative country data urgently needed

### International conventions

✓	Convention on the Rights of the Child
✓	Convention on the Rights of Persons with Disabilities
✓	CRC Optional Protocol on the Sale of Children, Child Prostitution and Child Pornography
✓	Hague Convention on Protection of Children and Cooperation in Respect of Intercountry Adoption



## Turkmenistan

*Countdown to 2030*

Women's, Children's & Adolescents' Health

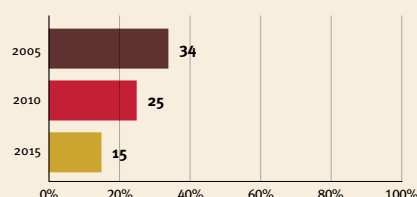
### Demographics

Population	6,031,187
Annual births	134,624
Children under 5	661,065 (11%)
Under-five mortality	42/1,000

### Threats to Early Childhood Development

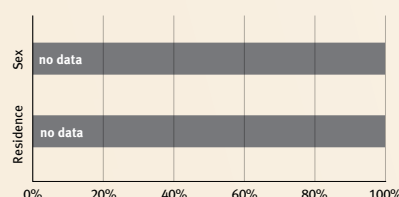
Maternal mortality	7/100,000	Young mothers (births by 18y)	1%
Low birthweight	5%	Preterm births	10%
Child poverty	no data	Under-five stunting	11%
Violent discipline	35%	Inadequate supervision	1%

### Young children at risk of poor development

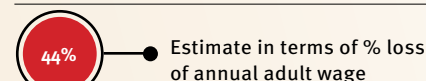


At risk in 2005, 2010 and 2015, using a composite indicator of under-five stunting or poverty

### Risk by sex and residence



### Lifetime cost of growth deficit in early childhood



### Children with functional difficulty

no data

### Children developmentally on-track

91%

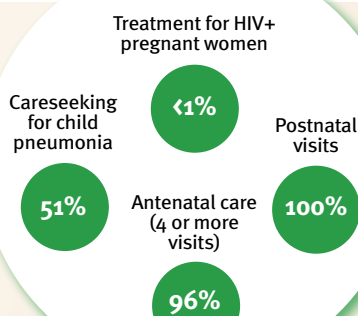
## Support and services for early childhood development: Nurturing care

Parents and caregivers need a facilitating environment of laws, policies, services and community support to assist them in providing their young children with nurturing care.

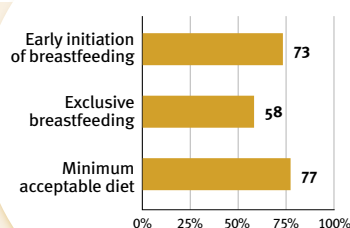
## Facilitating environments

Policies				
None	<14	14 – <18	18 – <26	≥26
Paid maternity leave (weeks)				
None	<14	14 – <18	18 – <26	≥26
Paid paternity leave (weeks)				
Not	Slightly	Moderately	Substantially	
International Code of Marketing of Breastmilk Substitutes (alignment)				
no data	National minimum wage			
X	Child and family social protection			

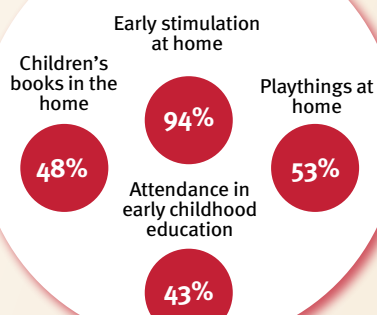
### Health



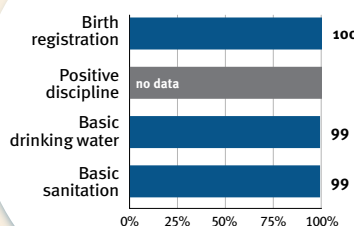
### Nutrition



### Early learning



### Security and safety



### Responsive caregiving

Public information about ECD  
Parental mental health  
Parent support (groups, home visits)  
Quality child day care

?

Comparative country data urgently needed

### International conventions

✓	Convention on the Rights of the Child
✓	Convention on the Rights of Persons with Disabilities
✓	CRC Optional Protocol on the Sale of Children, Child Prostitution and Child Pornography
X	Hague Convention on Protection of Children and Cooperation in Respect of Intercountry Adoption



# Turks and Caicos Islands

*Countdown to 2030*

Women's, Children's & Adolescents' Health

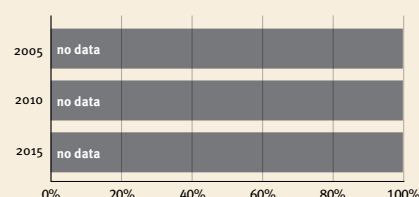
## Demographics

Population	38,718
Annual births	no data
Children under 5	no data (no data)
Under-five mortality	no data/1,000

## Threats to Early Childhood Development

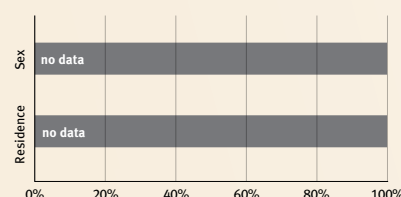
Maternal mortality	no data/100,000	Young mothers (births by 18y)	no data
Low birthweight	no data	Preterm births	no data
Child poverty	no data	Under-five stunting	no data
Violent discipline	no data	Inadequate supervision	no data

## Young children at risk of poor development

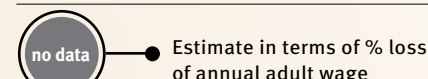


At risk in 2005, 2010 and 2015, using a composite indicator of under-five stunting or poverty

## Risk by sex and residence



## Lifetime cost of growth deficit in early childhood



## Children with functional difficulty

no data

## Children developmentally on-track

no data

## Support and services for early childhood development: Nurturing care

Parents and caregivers need a facilitating environment of laws, policies, services and community support to assist them in providing their young children with nurturing care.

## Facilitating environments

Policies	
no data	
Paid maternity leave (weeks)	
no data	
Paid paternity leave (weeks)	
no data	
International Code of Marketing of Breastmilk Substitutes (alignment)	
no data	National minimum wage
X	Child and family social protection

### Health

Treatment for HIV+ pregnant women

Careseeking for child pneumonia

no data

Antenatal care (4 or more visits)

no data

Postnatal visits

no data

### Early learning

Early stimulation at home

Children's books in the home

no data

Attendance in early childhood education

no data

Playthings at home

no data

### Nutrition

Early initiation of breastfeeding

Exclusive breastfeeding

Minimum acceptable diet

0% 25% 50% 75% 100%

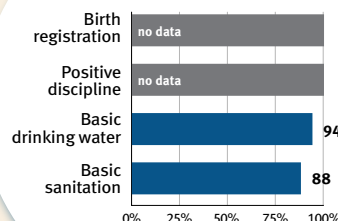
### Responsive caregiving

Public information about ECD  
Parental mental health  
Parent support (groups, home visits)  
Quality child day care

?

Comparative country data urgently needed

### Security and safety



### International conventions

no data	Convention on the Rights of the Child
no data	Convention on the Rights of Persons with Disabilities
no data	CRC Optional Protocol on the Sale of Children, Child Prostitution and Child Pornography
X	Hague Convention on Protection of Children and Cooperation in Respect of Intercountry Adoption



## Tuvalu

## Countdown to 2030

Women's, Children's & Adolescents' Health

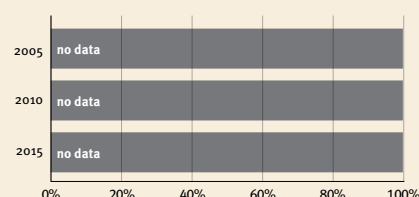
### Demographics

Population	11,792
Annual births	no data
Children under 5	no data (no data)
Under-five mortality	24/1,000

### Threats to Early Childhood Development

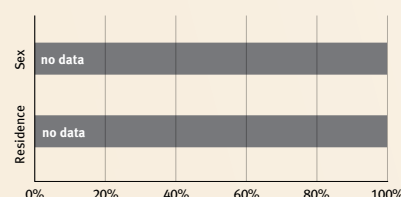
Maternal mortality	no data/100,000	Young mothers (births by 18y)	3%
Low birthweight	no data	Preterm births	no data
Child poverty	no data	Under-five stunting	10%
Violent discipline	no data	Inadequate supervision	no data

### Young children at risk of poor development

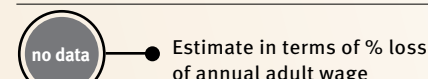


At risk in 2005, 2010 and 2015, using a composite indicator of under-five stunting or poverty

### Risk by sex and residence



### Lifetime cost of growth deficit in early childhood



### Children with functional difficulty

no data

### Children developmentally on-track

no data

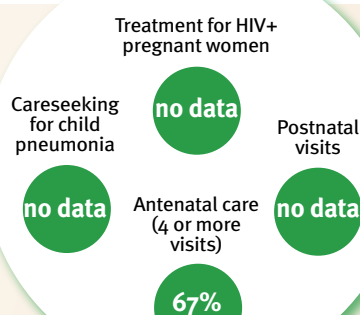
## Support and services for early childhood development: Nurturing care

Parents and caregivers need a facilitating environment of laws, policies, services and community support to assist them in providing their young children with nurturing care.

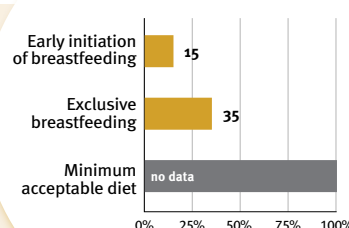
## Facilitating environments

Policies				
None	<14	14 – <18	18 – <26	≥26
Paid maternity leave (weeks)				
None	<14	14 – <18	18 – <26	≥26
Paid paternity leave (weeks)				
Not	Slightly	Moderately	Substantially	
International Code of Marketing of Breastmilk Substitutes (alignment)				
no data	National minimum wage			
X	Child and family social protection			

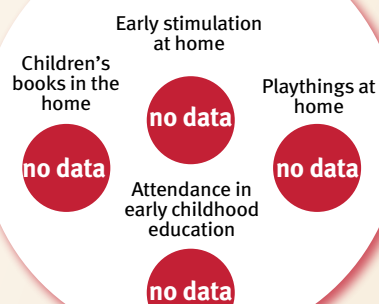
### Health



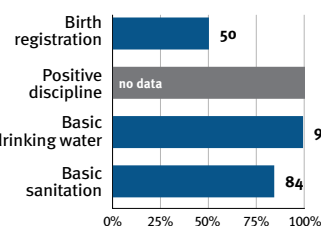
### Nutrition



### Early learning



### Security and safety



### Responsive caregiving

Public information about ECD  
Parental mental health  
Parent support (groups, home visits)  
Quality child day care



Comparative country data urgently needed

### International conventions

✓	Convention on the Rights of the Child
✓	Convention on the Rights of Persons with Disabilities
✓	CRC Optional Protocol on the Sale of Children, Child Prostitution and Child Pornography
X	Hague Convention on Protection of Children and Cooperation in Respect of Intercountry Adoption





## Uganda

## Countdown to 2030

Women's, Children's & Adolescents' Health

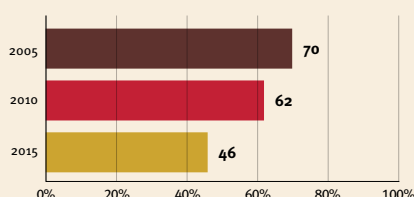
### Demographics

Population	45,741,000
Annual births	1,669,841
Children under 5	7,796,039 (17%)
Under-five mortality	46/1,000

### Threats to Early Childhood Development

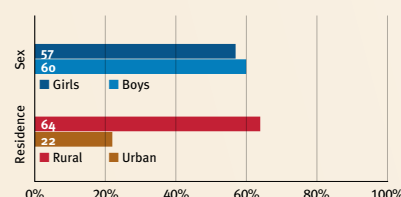
Maternal mortality	375/100,000	Young mothers (births by 18y)	28%
Low birthweight	no data	Preterm births	14%
Child poverty	38%	Under-five stunting	29%
Violent discipline	83%	Inadequate supervision	37%

### Young children at risk of poor development

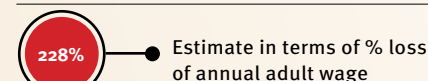


At risk in 2005, 2010 and 2015, using a composite indicator of under-five stunting or poverty

### Risk by sex and residence



### Lifetime cost of growth deficit in early childhood



### Children with functional difficulty

no data

### Children developmentally on-track

65%

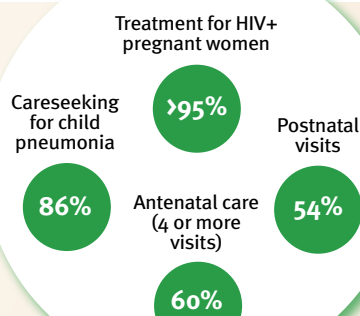
## Support and services for early childhood development: Nurturing care

Parents and caregivers need a facilitating environment of laws, policies, services and community support to assist them in providing their young children with nurturing care.

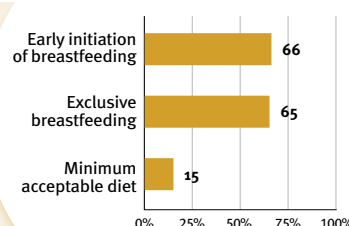
## Facilitating environments

Policies				
None	<14	14 – <18	18 – <26	≥26
Paid maternity leave (weeks)				
None	<14	14 – <18	18 – <26	≥26
Paid paternity leave (weeks)				
Not	Slightly	Moderately	Substantially	
International Code of Marketing of Breastmilk Substitutes (alignment)				
X	National minimum wage			
X	Child and family social protection			


### Health



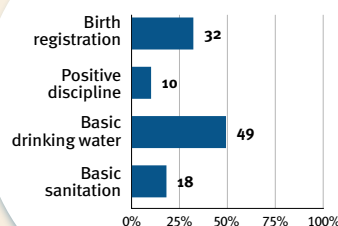
### Nutrition



### Early learning



### Security and safety



### Responsive caregiving

Public information about ECD  
Parental mental health  
Parent support (groups, home visits)  
Quality child day care

?

Comparative country data urgently needed

### International conventions

✓	Convention on the Rights of the Child
✓	Convention on the Rights of Persons with Disabilities
✓	CRC Optional Protocol on the Sale of Children, Child Prostitution and Child Pornography
X	Hague Convention on Protection of Children and Cooperation in Respect of Intercountry Adoption



## Ukraine

*Countdown to 2030*

Women's, Children's & Adolescents' Health

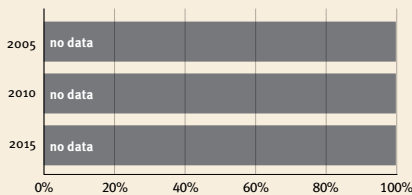
### Demographics

Population	43,733,759
Annual births	395,731
Children under 5	2,113,850 (5%)
Under-five mortality	8/1,000

### Threats to Early Childhood Development

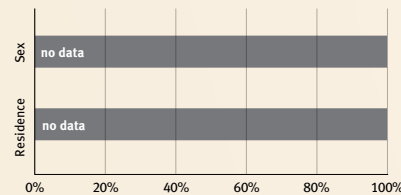
Maternal mortality	19/100,000	Young mothers (births by 18y)	4%
Low birthweight	6%	Preterm births	7%
Child poverty	no data	Under-five stunting	23%
Violent discipline	53%	Inadequate supervision	7%

### Young children at risk of poor development

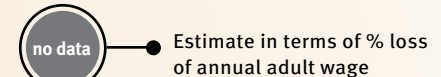


At risk in 2005, 2010 and 2015, using a composite indicator of under-five stunting or poverty

### Risk by sex and residence



### Lifetime cost of growth deficit in early childhood



### Children with functional difficulty

no data

### Children developmentally on-track

89%

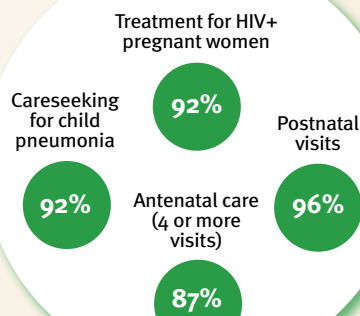
## Support and services for early childhood development: Nurturing care

Parents and caregivers need a facilitating environment of laws, policies, services and community support to assist them in providing their young children with nurturing care.

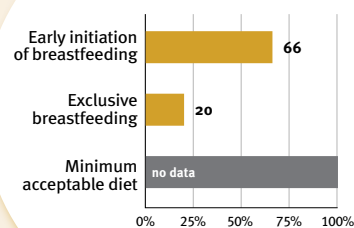
## Facilitating environments

Policies				
None	<14	14 – <18	18 – <26	≥26
Paid maternity leave (weeks)				
None	<14	14 – <18	18 – <26	≥26
Paid paternity leave (weeks)				
Not	Slightly	Moderately	Substantially	
International Code of Marketing of Breastmilk Substitutes (alignment)				
✓	National minimum wage			
✓	Child and family social protection			

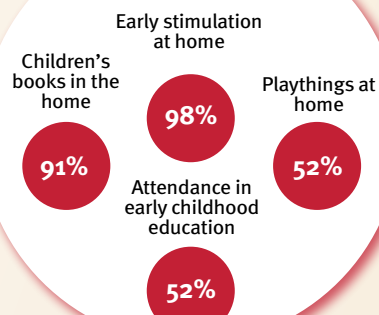
### Health



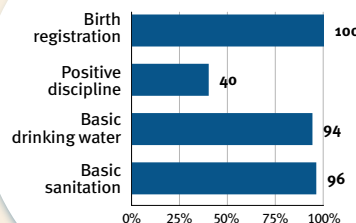
### Nutrition



### Early learning



### Security and safety



### Responsive caregiving

Public information about ECD  
Parental mental health  
Parent support (groups, home visits)  
Quality child day care

?

Comparative country data urgently needed

### International conventions

✓	Convention on the Rights of the Child
✓	Convention on the Rights of Persons with Disabilities
✓	CRC Optional Protocol on the Sale of Children, Child Prostitution and Child Pornography
✗	Hague Convention on Protection of Children and Cooperation in Respect of Intercountry Adoption



## United Arab Emirates

*Countdown to 2030*

Women's, Children's & Adolescents' Health

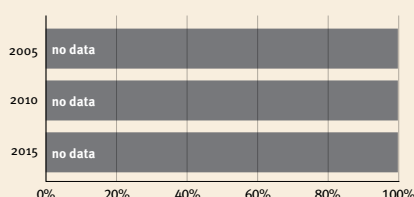
### Demographics

Population	9,890,400
Annual births	100,021
Children under 5	499,138 (5%)
Under-five mortality	7/1,000

### Threats to Early Childhood Development

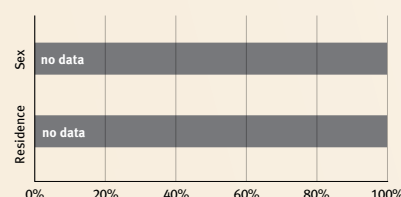
Maternal mortality	3/100,000	Young mothers (births by 18y)	no data
Low birthweight	13%	Preterm births	8%
Child poverty	no data	Under-five stunting	no data
Violent discipline	no data	Inadequate supervision	no data

### Young children at risk of poor development

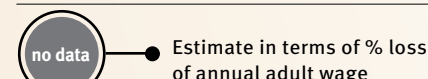


At risk in 2005, 2010 and 2015, using a composite indicator of under-five stunting or poverty

### Risk by sex and residence



### Lifetime cost of growth deficit in early childhood



### Children with functional difficulty

no data

### Children developmentally on-track

no data

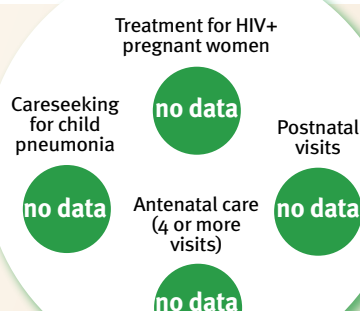
## Support and services for early childhood development: Nurturing care

Parents and caregivers need a facilitating environment of laws, policies, services and community support to assist them in providing their young children with nurturing care.

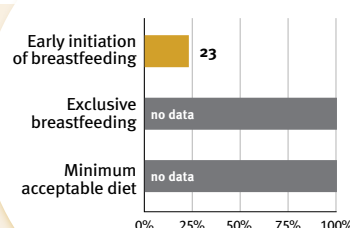
## Facilitating environments

Policies				
None	<14	14 – <18	18 – <26	≥26
Paid maternity leave (weeks)				
None	<14	14 – <18	18 – <26	≥26
Paid paternity leave (weeks)				
Not	Slightly	Moderately	Substantially	
International Code of Marketing of Breastmilk Substitutes (alignment)				
X	National minimum wage			
X	Child and family social protection			

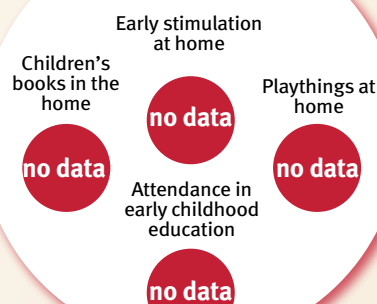
### Health



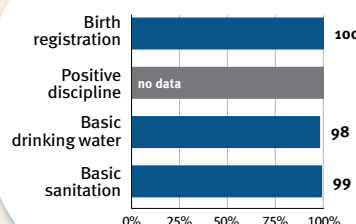
### Nutrition



### Early learning



### Security and safety



### Responsive caregiving

Public information about ECD  
Parental mental health  
Parent support (groups, home visits)  
Quality child day care



Comparative country data urgently needed

### International conventions

✓	Convention on the Rights of the Child
✓	Convention on the Rights of Persons with Disabilities
✓	CRC Optional Protocol on the Sale of Children, Child Prostitution and Child Pornography
X	Hague Convention on Protection of Children and Cooperation in Respect of Intercountry Adoption



# United Kingdom

*Countdown to 2030*

Women's, Children's & Adolescents' Health

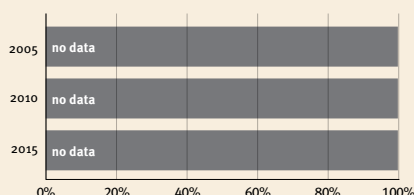
## Demographics

Population	67,886,004
Annual births	771,427
Children under 5	3,924,490 (6%)
Under-five mortality	4/1,000

## Threats to Early Childhood Development

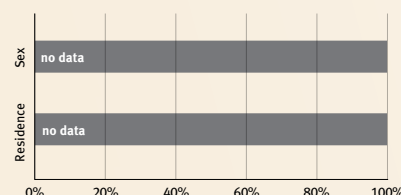
Maternal mortality	7/100,000	Young mothers (births by 18y)	no data
Low birthweight	7%	Preterm births	8%
Child poverty	no data	Under-five stunting	no data
Violent discipline	no data	Inadequate supervision	no data

## Young children at risk of poor development

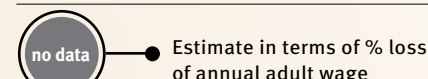


At risk in 2005, 2010 and 2015, using a composite indicator of under-five stunting or poverty

## Risk by sex and residence



## Lifetime cost of growth deficit in early childhood



## Children with functional difficulty

no data

## Children developmentally on-track

no data

## Support and services for early childhood development: Nurturing care

Parents and caregivers need a facilitating environment of laws, policies, services and community support to assist them in providing their young children with nurturing care.

## Facilitating environments

Policies				
None	<14	14 – <18	18 – <26	≥26
Paid maternity leave (weeks)				
None	<14	14 – <18	18 – <26	≥26
Paid paternity leave (weeks)				
Not	Slightly	Moderately	Substantially	
International Code of Marketing of Breastmilk Substitutes (alignment)				
✓	National minimum wage			
✓	Child and family social protection			

### Health

Treatment for HIV+ pregnant women

Careseeking for child pneumonia

no data

Antenatal care (4 or more visits)

no data

Postnatal visits

no data

### Early learning

Early stimulation at home

Children's books in the home

no data

Attendance in early childhood education

no data

Playthings at home

no data

### Nutrition

Early initiation of breastfeeding

no data

Exclusive breastfeeding

no data

Minimum acceptable diet

no data

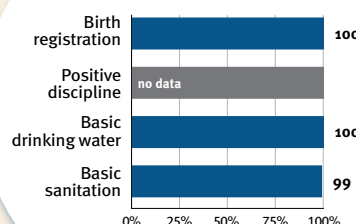
### Responsive caregiving

Public information about ECD  
Parental mental health  
Parent support (groups, home visits)  
Quality child day care

?

Comparative country data urgently needed

### Security and safety



### International conventions

✓	Convention on the Rights of the Child
✓	Convention on the Rights of Persons with Disabilities
✓	CRC Optional Protocol on the Sale of Children, Child Prostitution and Child Pornography
✓	Hague Convention on Protection of Children and Cooperation in Respect of Intercountry Adoption



# United Republic of Tanzania

## Countdown to 2030

Women's, Children's & Adolescents' Health

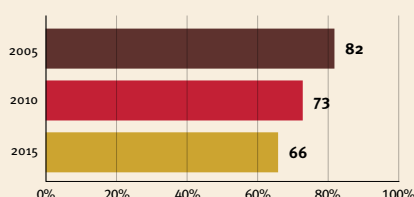
### Demographics

Population	59,734,213
Annual births	2,153,054
Children under 5	9,738,602 (16%)
Under-five mortality	50/1,000

### Threats to Early Childhood Development

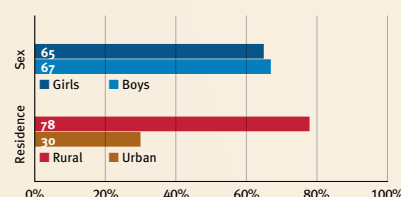
Maternal mortality	524/100,000	Young mothers (births by 18y)	22%
Low birthweight	10%	Preterm births	11%
Child poverty	58%	Under-five stunting	32%
Violent discipline	no data	Inadequate supervision	no data

### Young children at risk of poor development

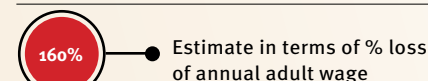


At risk in 2005, 2010 and 2015, using a composite indicator of under-five stunting or poverty

### Risk by sex and residence



### Lifetime cost of growth deficit in early childhood



### Children with functional difficulty

no data

### Children developmentally on-track

no data

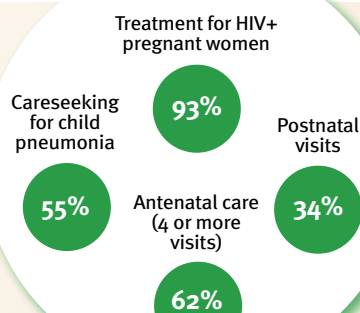
## Support and services for early childhood development: Nurturing care

Parents and caregivers need a facilitating environment of laws, policies, services and community support to assist them in providing their young children with nurturing care.

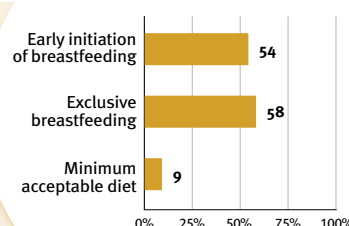
## Facilitating environments

Policies				
None	<14	14 – <18	18 – <26	≥26
Paid maternity leave (weeks)				
None	<14	14 – <18	18 – <26	≥26
Paid paternity leave (weeks)				
Not	Slightly	Moderately	Substantially	
International Code of Marketing of Breastmilk Substitutes (alignment)				
✓	National minimum wage			
✗	Child and family social protection			

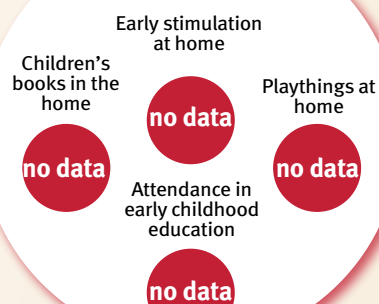
### Health



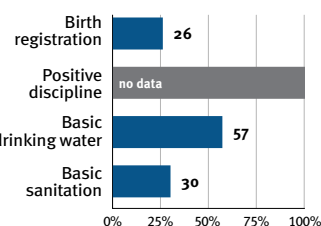
### Nutrition



### Early learning



### Security and safety



### Responsive caregiving

Public information about ECD  
Parental mental health  
Parent support (groups, home visits)  
Quality child day care



Comparative country data urgently needed

### International conventions

✓	Convention on the Rights of the Child
✓	Convention on the Rights of Persons with Disabilities
✓	CRC Optional Protocol on the Sale of Children, Child Prostitution and Child Pornography
✗	Hague Convention on Protection of Children and Cooperation in Respect of Intercountry Adoption





# United States

## Countdown to 2030

Women's, Children's & Adolescents' Health

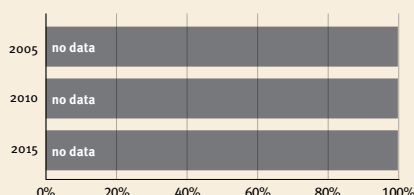
### Demographics

Population	331,002,647
Annual births	3,957,544
Children under 5	19,676,332 (6%)
Under-five mortality	6/1,000

### Threats to Early Childhood Development

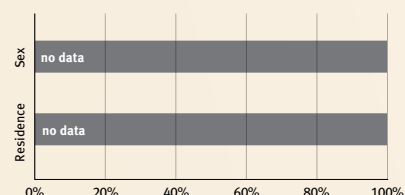
Maternal mortality	19/100,000	Young mothers (births by 18y)	no data
Low birthweight	8%	Preterm births	12%
Child poverty	no data	Under-five stunting	4%
Violent discipline	no data	Inadequate supervision	no data

### Young children at risk of poor development

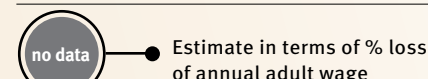


At risk in 2005, 2010 and 2015, using a composite indicator of under-five stunting or poverty

### Risk by sex and residence



### Lifetime cost of growth deficit in early childhood



### Children with functional difficulty

no data

### Children developmentally on-track

no data

## Support and services for early childhood development: Nurturing care

Parents and caregivers need a facilitating environment of laws, policies, services and community support to assist them in providing their young children with nurturing care.

## Facilitating environments

Policies				
None	<14	14 – <18	18 – <26	≥26
Paid maternity leave (weeks)				
None	<14	14 – <18	18 – <26	≥26
Paid paternity leave (weeks)				
Not	Slightly	Moderately	Substantially	
International Code of Marketing of Breastmilk Substitutes (alignment)				
✓	National minimum wage			
✓	Child and family social protection			

### Health

Treatment for HIV+ pregnant women

Careseeking for child pneumonia

no data

no data

Postnatal visits

no data

Antenatal care (4 or more visits)

97%

### Nutrition

Early initiation of breastfeeding

no data

Exclusive breastfeeding

35

Minimum acceptable diet

no data

### Early learning

Early stimulation at home

Children's books in the home

no data

no data

Playthings at home

no data

Attendance in early childhood education

no data

### Security and safety

Birth registration

100

Positive discipline

no data

Basic drinking water

99

Basic sanitation

100

### Responsive caregiving

Public information about ECD  
Parental mental health  
Parent support (groups, home visits)  
Quality child day care

?

Comparative country data urgently needed

### International conventions

✓	Convention on the Rights of the Child
✓	Convention on the Rights of Persons with Disabilities
✓	CRC Optional Protocol on the Sale of Children, Child Prostitution and Child Pornography
✓	Hague Convention on Protection of Children and Cooperation in Respect of Intercountry Adoption



## Uruguay

**Countdown to 2030**

Women's, Children's & Adolescents' Health

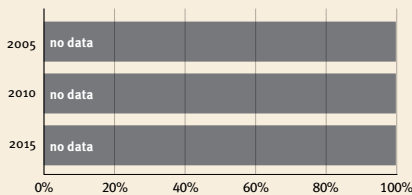
### Demographics

Population	3,473,727
Annual births	47,274
Children under 5	236,656 (7%)
Under-five mortality	7/1,000

### Threats to Early Childhood Development

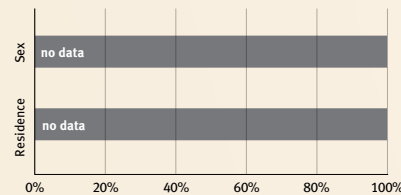
Maternal mortality	17/100,000	Young mothers (births by 18y)	no data
Low birthweight	8%	Preterm births	10%
Child poverty	no data	Under-five stunting	11%
Violent discipline	61%	Inadequate supervision	3%

### Young children at risk of poor development

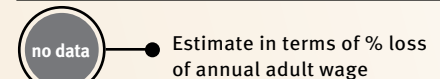


At risk in 2005, 2010 and 2015, using a composite indicator of under-five stunting or poverty

### Risk by sex and residence



### Lifetime cost of growth deficit in early childhood



### Children with functional difficulty

no data

### Children developmentally on-track

87%

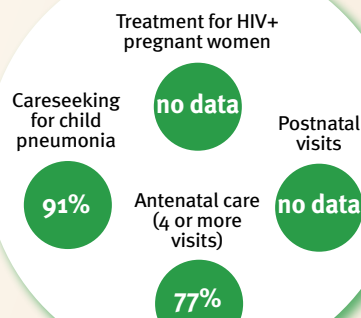
## Support and services for early childhood development: Nurturing care

Parents and caregivers need a facilitating environment of laws, policies, services and community support to assist them in providing their young children with nurturing care.

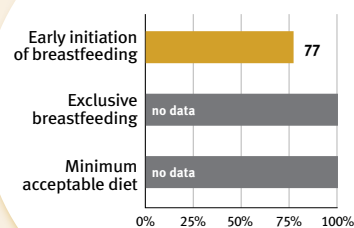
## Facilitating environments

Policies				
None	<14	14 – <18	18 – <26	≥26
Paid maternity leave (weeks)				
None	<14	14 – <18	18 – <26	≥26
Paid paternity leave (weeks)				
Not	Slightly	Moderately	Substantially	
International Code of Marketing of Breastmilk Substitutes (alignment)				
✓	National minimum wage			
✓	Child and family social protection			

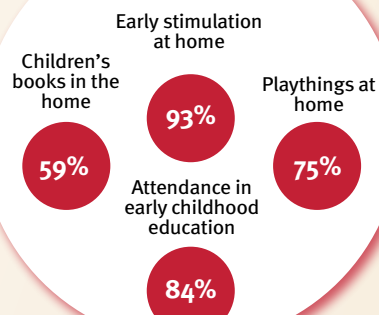
### Health



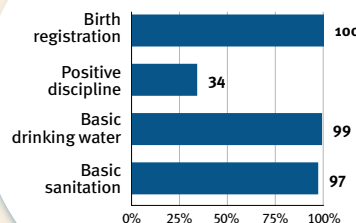
### Nutrition



### Early learning



### Security and safety



### Responsive caregiving

Public information about ECD  
Parental mental health  
Parent support (groups, home visits)  
Quality child day care

?

Comparative country data urgently needed

### International conventions

✓	Convention on the Rights of the Child
✓	Convention on the Rights of Persons with Disabilities
✓	CRC Optional Protocol on the Sale of Children, Child Prostitution and Child Pornography
✓	Hague Convention on Protection of Children and Cooperation in Respect of Intercountry Adoption



## Uzbekistan

*Countdown to 2030*

Women's, Children's & Adolescents' Health

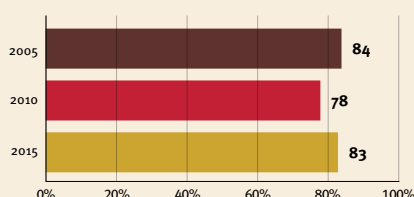
### Demographics

Population	33,469,199
Annual births	677,227
Children under 5	3,431,637 (10%)
Under-five mortality	17/1,000

### Threats to Early Childhood Development

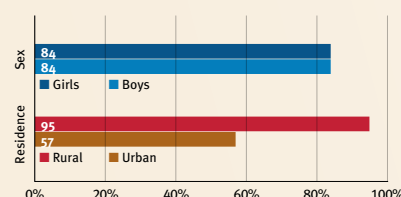
Maternal mortality	29/100,000	Young mothers (births by 18y)	2%
Low birthweight	5%	Preterm births	9%
Child poverty	no data	Under-five stunting	11%
Violent discipline	no data	Inadequate supervision	5%

### Young children at risk of poor development

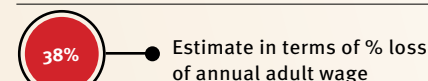


At risk in 2005, 2010 and 2015, using a composite indicator of under-five stunting or poverty

### Risk by sex and residence



### Lifetime cost of growth deficit in early childhood



### Children with functional difficulty

no data

### Children developmentally on-track

no data

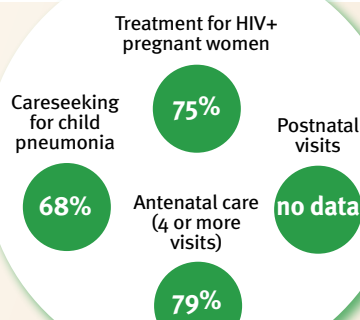
## Support and services for early childhood development: Nurturing care

Parents and caregivers need a facilitating environment of laws, policies, services and community support to assist them in providing their young children with nurturing care.

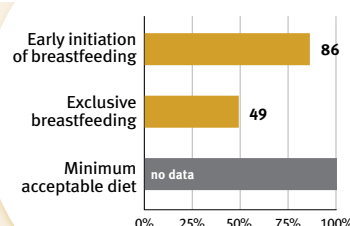
## Facilitating environments

Policies				
None	<14	14 – <18	18 – <26	≥26
Paid maternity leave (weeks)				
None	<14	14 – <18	18 – <26	≥26
Paid paternity leave (weeks)				
Not	Slightly	Moderately	Substantially	
International Code of Marketing of Breastmilk Substitutes (alignment)				
✓	National minimum wage			
✓	Child and family social protection			

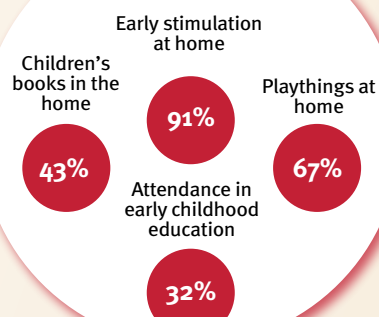
### Health



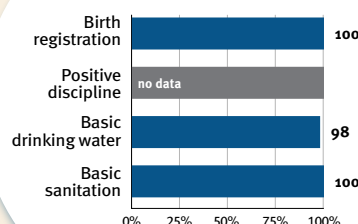
### Nutrition



### Early learning



### Security and safety



### Responsive caregiving

Public information about ECD  
Parental mental health  
Parent support (groups, home visits)  
Quality child day care



Comparative country data urgently needed

### International conventions

✓	Convention on the Rights of the Child
✓	Convention on the Rights of Persons with Disabilities
✓	CRC Optional Protocol on the Sale of Children, Child Prostitution and Child Pornography
✗	Hague Convention on Protection of Children and Cooperation in Respect of Intercountry Adoption



## Vanuatu

## Countdown to 2030

Women's, Children's & Adolescents' Health

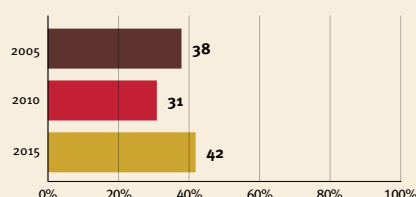
### Demographics

Population	307,150
Annual births	8,838
Children under 5	42,080 (14%)
Under-five mortality	26/1,000

### Threats to Early Childhood Development

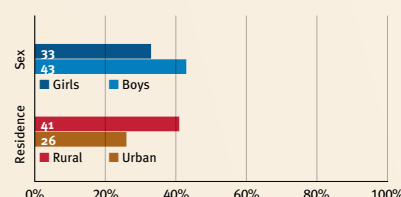
Maternal mortality	72/100,000	Young mothers (births by 18y)	13%
Low birthweight	11%	Preterm births	13%
Child poverty	18%	Under-five stunting	29%
Violent discipline	86%	Inadequate supervision	no data

### Young children at risk of poor development

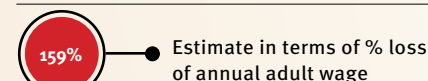


At risk in 2005, 2010 and 2015, using a composite indicator of under-five stunting or poverty

### Risk by sex and residence



### Lifetime cost of growth deficit in early childhood



### Children with functional difficulty

no data

### Children developmentally on-track

no data

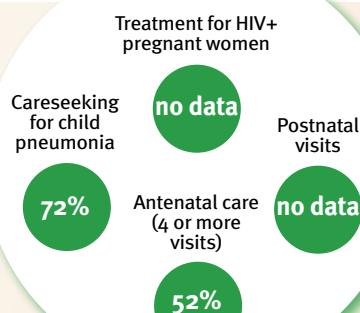
## Support and services for early childhood development: Nurturing care

Parents and caregivers need a facilitating environment of laws, policies, services and community support to assist them in providing their young children with nurturing care.

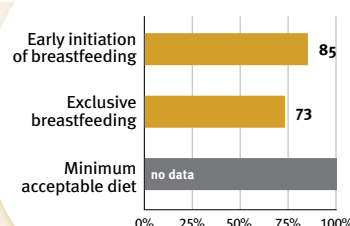
## Facilitating environments

Policies				
None	<14	14 – <18	18 – <26	≥26
Paid maternity leave (weeks)				
None	<14	14 – <18	18 – <26	≥26
Paid paternity leave (weeks)				
Not	Slightly	Moderately	Substantially	
International Code of Marketing of Breastmilk Substitutes (alignment)				
✓	National minimum wage			
✗	Child and family social protection			

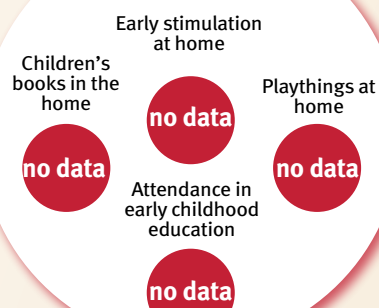
### Health



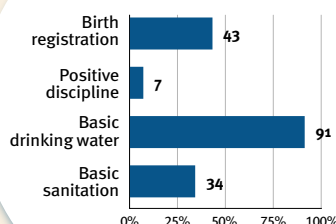
### Nutrition



### Early learning



### Security and safety



### Responsive caregiving

Public information about ECD  
Parental mental health  
Parent support (groups, home visits)  
Quality child day care



Comparative country data urgently needed

### International conventions

✓	Convention on the Rights of the Child
✓	Convention on the Rights of Persons with Disabilities
✓	CRC Optional Protocol on the Sale of Children, Child Prostitution and Child Pornography
✗	Hague Convention on Protection of Children and Cooperation in Respect of Intercountry Adoption



## Venezuela (Bolivarian Republic of)

*Countdown to 2030*

Women's, Children's & Adolescents' Health

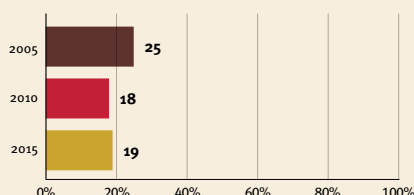
### Demographics

Population	28,435,943
Annual births	508,883
Children under 5	2,363,409 (8%)
Under-five mortality	24/1,000

### Threats to Early Childhood Development

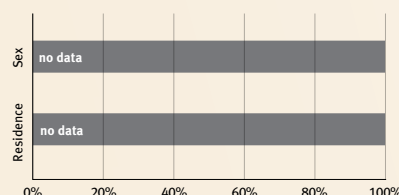
Maternal mortality	125/100,000	Young mothers (births by 18y)	24%
Low birthweight	9%	Preterm births	8%
Child poverty	no data	Under-five stunting	13%
Violent discipline	no data	Inadequate supervision	no data

### Young children at risk of poor development

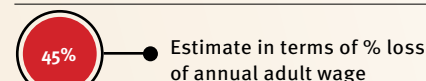


At risk in 2005, 2010 and 2015, using a composite indicator of under-five stunting or poverty

### Risk by sex and residence



### Lifetime cost of growth deficit in early childhood



### Children with functional difficulty

no data

### Children developmentally on-track

no data

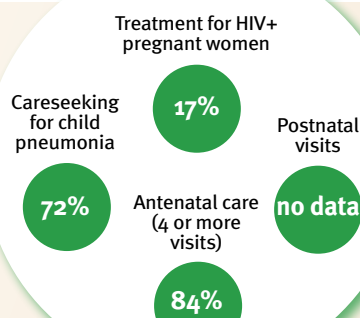
## Support and services for early childhood development: Nurturing care

Parents and caregivers need a facilitating environment of laws, policies, services and community support to assist them in providing their young children with nurturing care.

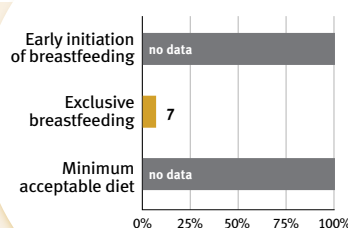
## Facilitating environments

Policies				
None	<14	14 – <18	18 – <26	≥26
Paid maternity leave (weeks)				
None	<14	14 – <18	18 – <26	≥26
Paid paternity leave (weeks)				
Not	Slightly	Moderately	Substantially	
International Code of Marketing of Breastmilk Substitutes (alignment)				
✓	National minimum wage			
✗	Child and family social protection			


### Health



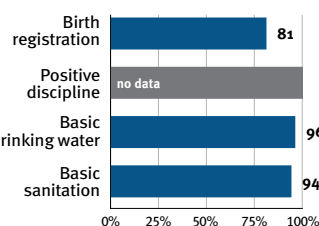
### Nutrition



### Early learning



### Security and safety



### Responsive caregiving

Public information about ECD  
Parental mental health  
Parent support (groups, home visits)  
Quality child day care



Comparative country data urgently needed

### International conventions

✓	Convention on the Rights of the Child
✓	Convention on the Rights of Persons with Disabilities
✓	CRC Optional Protocol on the Sale of Children, Child Prostitution and Child Pornography
✓	Hague Convention on Protection of Children and Cooperation in Respect of Intercountry Adoption





## Viet Nam

## Countdown to 2030

Women's, Children's & Adolescents' Health

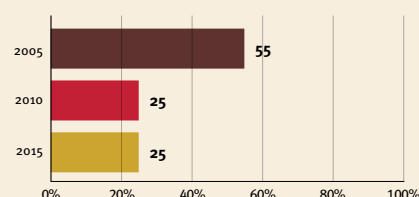
### Demographics

Population	97,338,583
Annual births	1,566,556
Children under 5	7,892,471 (8%)
Under-five mortality	20/1,000

### Threats to Early Childhood Development

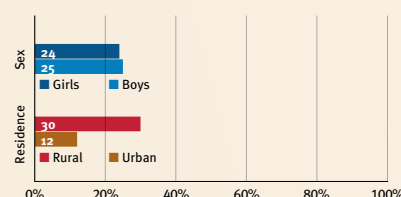
Maternal mortality	43/100,000	Young mothers (births by 18y)	5%
Low birthweight	8%	Preterm births	9%
Child poverty	5%	Under-five stunting	24%
Violent discipline	64%	Inadequate supervision	7%

### Young children at risk of poor development

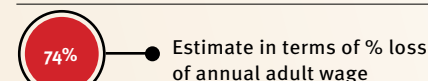


At risk in 2005, 2010 and 2015, using a composite indicator of under-five stunting or poverty

### Risk by sex and residence



### Lifetime cost of growth deficit in early childhood



### Children with functional difficulty

no data

### Children developmentally on-track

89%

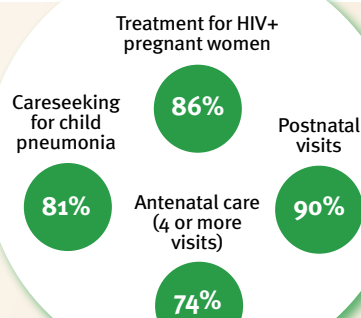
## Support and services for early childhood development: Nurturing care

Parents and caregivers need a facilitating environment of laws, policies, services and community support to assist them in providing their young children with nurturing care.

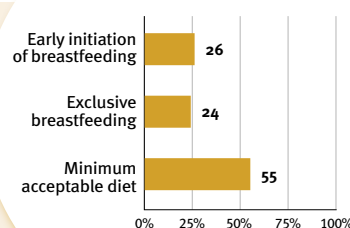
## Facilitating environments

Policies				
None	<14	14 – <18	18 – <26	≥26
Paid maternity leave (weeks)				
None	<14	14 – <18	18 – <26	≥26
Paid paternity leave (weeks)				
Not	Slightly	Moderately	Substantially	
International Code of Marketing of Breastmilk Substitutes (alignment)				
✓	National minimum wage			
✓	Child and family social protection			

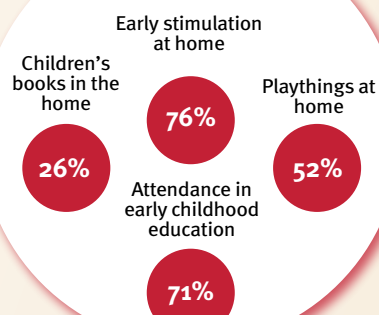
### Health



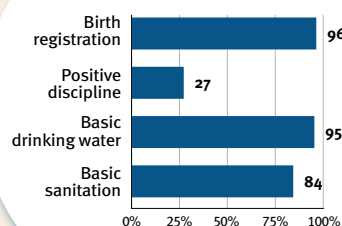
### Nutrition



### Early learning



### Security and safety



### Responsive caregiving

Public information about ECD  
Parental mental health  
Parent support (groups, home visits)  
Quality child day care

?

Comparative country data urgently needed

### International conventions

✓	Convention on the Rights of the Child
✓	Convention on the Rights of Persons with Disabilities
✓	CRC Optional Protocol on the Sale of Children, Child Prostitution and Child Pornography
✓	Hague Convention on Protection of Children and Cooperation in Respect of Intercountry Adoption



## Yemen

## Countdown to 2030

Women's, Children's & Adolescents' Health

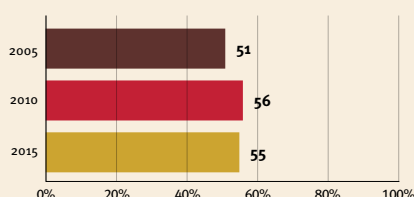
### Demographics

Population	29,825,968
Annual births	874,561
Children under 5	4,115,306 (14%)
Under-five mortality	58/1,000

### Threats to Early Childhood Development

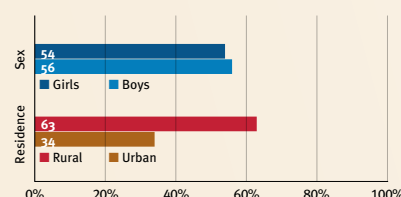
Maternal mortality	164/100,000	Young mothers (births by 18y)	17%
Low birthweight	no data	Preterm births	13%
Child poverty	21%	Under-five stunting	46%
Violent discipline	79%	Inadequate supervision	34%

### Young children at risk of poor development

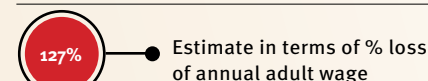


At risk in 2005, 2010 and 2015, using a composite indicator of under-five stunting or poverty

### Risk by sex and residence



### Lifetime cost of growth deficit in early childhood



### Children with functional difficulty

no data

### Children developmentally on-track

no data

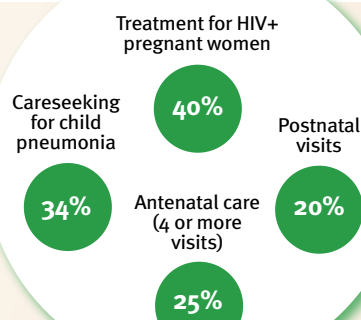
## Support and services for early childhood development: Nurturing care

Parents and caregivers need a facilitating environment of laws, policies, services and community support to assist them in providing their young children with nurturing care.

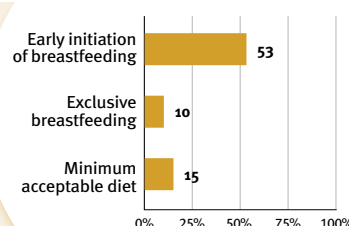
## Facilitating environments

Policies				
None	<14	14 – <18	18 – <26	≥26
Paid maternity leave (weeks)				
None	<14	14 – <18	18 – <26	≥26
Paid paternity leave (weeks)				
Not	Slightly	Moderately	Substantially	
International Code of Marketing of Breastmilk Substitutes (alignment)				
X	National minimum wage			
X	Child and family social protection			


### Health



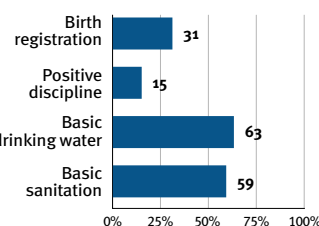
### Nutrition



### Early learning



### Security and safety



### Responsive caregiving

Public information about ECD  
Parental mental health  
Parent support (groups, home visits)  
Quality child day care

?

Comparative country data urgently needed

### International conventions

✓	Convention on the Rights of the Child
✓	Convention on the Rights of Persons with Disabilities
✓	CRC Optional Protocol on the Sale of Children, Child Prostitution and Child Pornography
X	Hague Convention on Protection of Children and Cooperation in Respect of Intercountry Adoption



## Zambia

## Countdown to 2030

Women's, Children's & Adolescents' Health

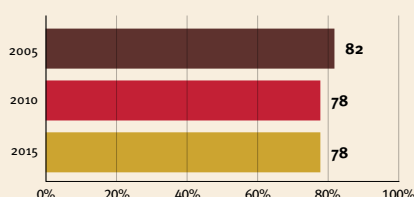
### Demographics

Population	18,383,956
Annual births	653,578
Children under 5	2,946,454 (16%)
Under-five mortality	62/1,000

### Threats to Early Childhood Development

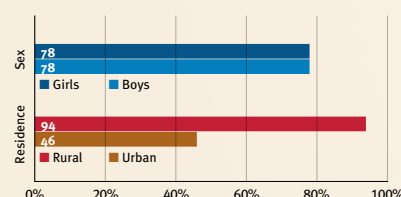
Maternal mortality	213/100,000	Young mothers (births by 18y)	31%
Low birthweight	12%	Preterm births	13%
Child poverty	66%	Under-five stunting	35%
Violent discipline	no data	Inadequate supervision	no data

### Young children at risk of poor development

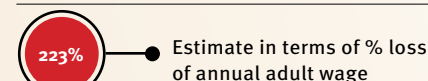


At risk in 2005, 2010 and 2015, using a composite indicator of under-five stunting or poverty

### Risk by sex and residence



### Lifetime cost of growth deficit in early childhood



### Children with functional difficulty

no data

### Children developmentally on-track

no data

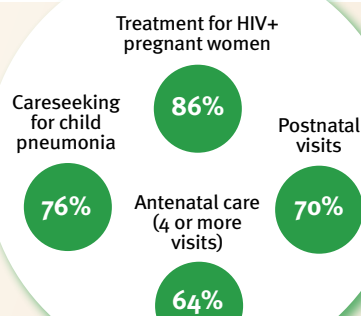
## Support and services for early childhood development: Nurturing care

Parents and caregivers need a facilitating environment of laws, policies, services and community support to assist them in providing their young children with nurturing care.

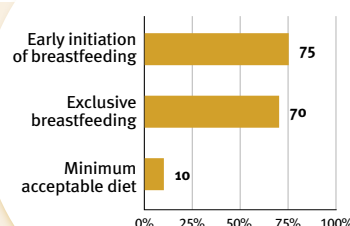
## Facilitating environments

Policies				
None	<14	14 – <18	18 – <26	≥26
Paid maternity leave (weeks)				
None	<14	14 – <18	18 – <26	≥26
Paid paternity leave (weeks)				
Not	Slightly	Moderately	Substantially	
International Code of Marketing of Breastmilk Substitutes (alignment)				
✓	National minimum wage			
✗	Child and family social protection			

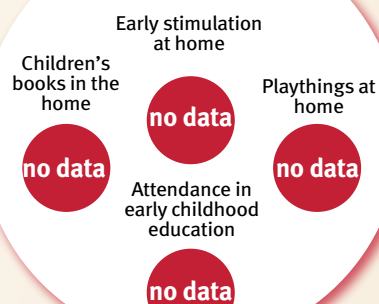
### Health



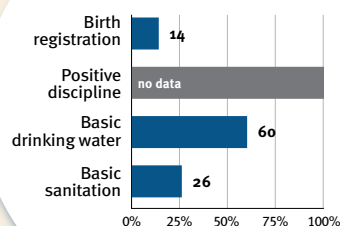
### Nutrition



### Early learning



### Security and safety



### Responsive caregiving

Public information about ECD  
Parental mental health  
Parent support (groups, home visits)  
Quality child day care



Comparative country data urgently needed

### International conventions

✓	Convention on the Rights of the Child
✓	Convention on the Rights of Persons with Disabilities
✓	CRC Optional Protocol on the Sale of Children, Child Prostitution and Child Pornography
✓	Hague Convention on Protection of Children and Cooperation in Respect of Intercountry Adoption



## Zimbabwe

*Countdown to 2030*

Women's, Children's & Adolescents' Health

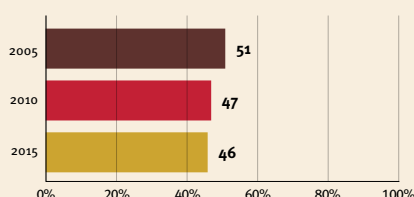
### Demographics

Population	14,862,927
Annual births	431,769
Children under 5	2,097,448 (14%)
Under-five mortality	55/1,000

### Threats to Early Childhood Development

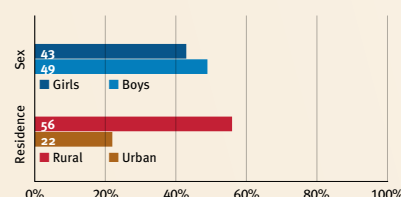
Maternal mortality	458/100,000	Young mothers (births by 18y)	24%
Low birthweight	13%	Preterm births	17%
Child poverty	23%	Under-five stunting	23%
Violent discipline	63%	Inadequate supervision	20%

### Young children at risk of poor development

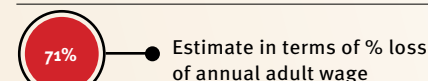


At risk in 2005, 2010 and 2015, using a composite indicator of under-five stunting or poverty

### Risk by sex and residence



### Lifetime cost of growth deficit in early childhood



### Children with functional difficulty

4%

### Children developmentally on-track

71%

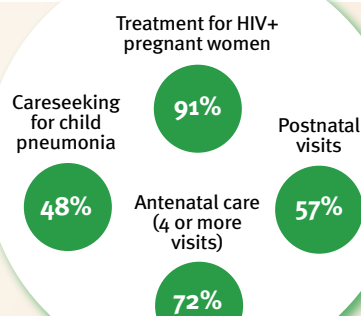
## Support and services for early childhood development: Nurturing care

Parents and caregivers need a facilitating environment of laws, policies, services and community support to assist them in providing their young children with nurturing care.

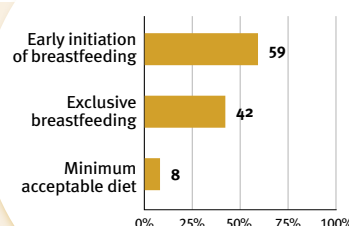
## Facilitating environments

Policies				
None	<14	14 – <18	18 – <26	≥26
Paid maternity leave (weeks)				
None	<14	14 – <18	18 – <26	≥26
Paid paternity leave (weeks)				
Not	Slightly	Moderately	Substantially	
International Code of Marketing of Breastmilk Substitutes (alignment)				
no data	National minimum wage			
X	Child and family social protection			

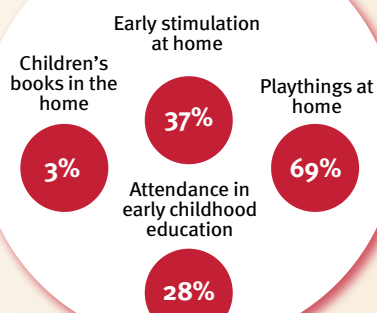
### Health



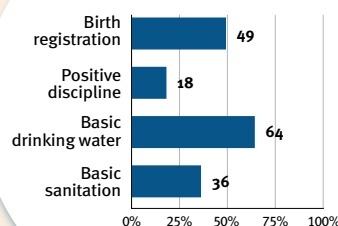
### Nutrition



### Early learning



### Security and safety



### Responsive caregiving

Public information about ECD  
Parental mental health  
Parent support (groups, home visits)  
Quality child day care

?

Comparative country data urgently needed

### International conventions

✓	Convention on the Rights of the Child
✓	Convention on the Rights of Persons with Disabilities
✓	CRC Optional Protocol on the Sale of Children, Child Prostitution and Child Pornography
X	Hague Convention on Protection of Children and Cooperation in Respect of Intercountry Adoption

# Technical Appendix

---



# Countries

An alphabetical list of the 197 countries and areas profiled is shown in Table 1, indicating which are also included in Countdown to 2030 and which have composite risk estimates.

Table 1: Alphabetical list of countries profiled

Country	Included in Countdown to 2030	Included in composite risk estimate
Afghanistan	✓	✓
Albania	✓	✗
Algeria	✓	✓
American Samoa	✓	✗
Andorra	✗	✗
Angola	✓	✓
Antigua and Barbuda	✗	✗
Argentina	✓	✗
Armenia	✓	✗
Australia	✗	✗
Austria	✗	✗
Azerbaijan	✓	✓
Bahamas	✗	✗
Bahrain	✗	✗
Bangladesh	✓	✓
Barbados	✗	✗
Belarus	✓	✗
Belgium	✗	✗
Belize	✓	✗
Benin	✓	✓
Bhutan	✓	✓
Bolivia (Plurinational State of)	✓	✓
Bosnia and Herzegovina	✓	✗
Botswana	✓	✓
Brazil	✓	✓
British Virgin Islands	✗	✗
Brunei Darussalam	✗	✗
Bulgaria	✓	✗
Burkina Faso	✓	✓
Burundi	✓	✓

Cabo Verde	✓	✗
Cambodia	✓	✓
Cameroon	✓	✓
Canada	✗	✗
Central African Republic	✓	✓
Chad	✓	✓
Chile	✗	✗
China	✓	✓
Colombia	✓	✓
Comoros	✓	✓
Congo	✓	✓
Costa Rica	✓	✗
Côte D'Ivoire	✓	✓
Croatia	✗	✗
Cuba	✓	✗
Czechia	✗	✗
Democratic People's Republic of Korea	✓	✗
Democratic Republic of the Congo	✓	✓
Denmark	✗	✗
Djibouti	✓	✓
Dominica	✓	✗
Dominican Republic	✓	✓
Ecuador	✓	✗
Egypt	✓	✓
El Salvador	✓	✗
Equatorial Guinea	✓	✗
Eritrea	✓	✓
Estonia	✗	✗
Eswatini	✓	✓
Ethiopia	✓	✓
Fiji	✓	✗
Finland	✗	✗
France	✗	✗
Gabon	✓	✓
Gambia	✓	✓
Georgia	✓	✗
Germany	✗	✗
Ghana	✓	✓

Greece	✗	✗
Grenada	✓	✗
Guatemala	✓	✓
Guinea	✓	✓
Guinea-Bissau	✓	✓
Guyana	✓	✓
Haiti	✓	✓
Honduras	✓	✓
Hungary	✗	✗
Iceland	✗	✗
India	✓	✓
Indonesia	✓	✓
Iran (Islamic Republic of)	✓	✓
Iraq	✓	✓
Ireland	✗	✗
Israel	✗	✗
Italy	✗	✗
Jamaica	✓	✓
Japan	✗	✗
Jordan	✓	✗
Kazakhstan	✓	✗
Kenya	✓	✓
Kiribati	✓	✗
Kuwait	✗	✗
Kyrgyzstan	✓	✓
Lao People's Democratic Republic	✓	✓
Latvia	✗	✗
Lebanon	✓	✗
Lesotho	✓	✓
Liberia	✓	✓
Libya	✓	✗
Liechtenstein	✗	✗
Lithuania	✗	✗
Luxembourg	✗	✗
Madagascar	✓	✓
Malawi	✓	✓
Malaysia	✓	✗
Maldives	✓	✗
Mali	✓	✓

Malta	X	X
Marshall Islands	✓	X
Mauritania	✓	✓
Mauritius	✓	X
Mexico	✓	✓
Micronesia (Federated States of)	✓	✓
Monaco	X	X
Mongolia	✓	X
Montenegro	✓	X
Morocco	✓	✓
Mozambique	✓	✓
Myanmar	✓	✓
Namibia	✓	✓
Nauru	✓	X
Nepal	✓	✓
Netherlands	X	X
New Zealand	X	X
Nicaragua	✓	✓
Niger	✓	✓
Nigeria	✓	✓
North Macedonia	✓	X
Norway	X	X
Oman	X	X
Pakistan	✓	✓
Palau	X	X
Panama	✓	✓
Papua New Guinea	✓	✓
Paraguay	✓	✓
Peru	✓	✓
Philippines	✓	✓
Poland	X	X
Portugal	X	X
Qatar	X	X
Republic of Korea	X	X
Republic of Moldova	✓	X
Romania	✓	X
Russian Federation	✓	X
Rwanda	✓	✓
Saint Kitts and Nevis	X	X

Saint Lucia	✓	✗
Saint Vincent and the Grenadines	✓	✗
Samoa	✓	✗
San Marino	✗	✗
Sao Tome and Principe	✓	✓
Saudi Arabia	✗	✗
Senegal	✓	✓
Serbia	✓	✗
Seychelles	✗	✗
Sierra Leone	✓	✓
Singapore	✗	✗
Slovakia	✗	✗
Slovenia	✗	✗
Solomon Islands	✓	✓
Somalia	✓	✓
South Africa	✓	✓
South Sudan	✓	✗
Spain	✗	✗
Sri Lanka	✓	✗
State of Palestine	✓	✗
Sudan	✓	✓
Suriname	✓	✓
Sweden	✗	✗
Switzerland	✗	✗
Syrian Arab Republic	✓	✓
Tajikistan	✓	✓
Thailand	✓	✗
Timor-Leste	✓	✓
Togo	✓	✓
Tonga	✓	✗
Trinidad and Tobago	✗	✗
Tunisia	✓	✗
Turkey	✓	✓
Turkmenistan	✓	✓
Turks and Caicos Islands	✗	✗
Tuvalu	✓	✗
Uganda	✓	✓
Ukraine	✓	✗
United Arab Emirates	✗	✗



United Kingdom	x	x
United Republic of Tanzania	✓	✓
United States	x	x
Uruguay	x	x
Uzbekistan	✓	✓
Vanuatu	✓	✓
Venezuela (Bolivarian Republic of)	✓	✓
Vietnam	✓	✓
Yemen	✓	✓
Zambia	✓	✓
Zimbabwe	✓	✓

# Indicators

Table 2 shows the indicators included in the country profiles, by category: the indicator name, the rationale for including the indicator, the definition of the indicator and the data source.

Table 2: Indicators: Name, definition, rationale and source of the data

Demographics			
Indicator	Rationale	Definition	Data source
Total population (millions)	The population size of the country	Total population (2020)	United Nations, Department of Economic and Social Affairs, Population Division, World Population Prospects 2019, Online Edition, Revision 1
Total under-five population (millions)	The number of children under 5 years of age, and children under 5 as a proportion of the total population	Total population of children under 5 years (2020)	United Nations, Department of Economic and Social Affairs, Population Division, World Population Prospects 2019, Online Edition, Revision 1
Annual births	The number of children born each year in the country	Annual number of births (2020)	United Nations, Department of Economic and Social Affairs, Population Division, World Population Prospects 2019, Online Edition, Revision 1
Under-five mortality	The number of children under 5 years of age dying each year, per 1,000 live births	Probability of dying between birth and 5 years of age per 1,000 live births (2019)	United Nations Inter-agency Group for Child Mortality Estimation (UN IGME), 'Levels & Trends in Child Mortality: Report 2020, Estimates Developed by the United Nations Inter-agency Group for Child Mortality Estimation', United Nations Children's Fund, New York, 2020.

Threats to early childhood development			
Indicator	Rationale	Definition	Data source
Child poverty	Poverty is one of the major threats to the survival, health and well-being of young children and is shown to affect all aspects of development	The World Bank definition of extreme poverty in 2017, living on less than US\$1.90 per day, was used to generate a composite indicator for children under 5 exposed to stunting or extreme poverty. Poverty ratios of children under 5 were derived for a subset of countries using the World Bank's poverty estimates and its nationally representative population surveys with wealth index (2006-2015)	World Bank, DHS, MICS, China Family Panel Survey, China Health and Nutrition Survey. Methods are the same as in: Lu, C., M.M. Black and L.M. Richter, 'Risk of Poor Development In Young Children in Low-Income and Middle-Income Countries: An estimation and analysis at the global, regional, and country level'. <i>The Lancet Global Health</i> , vol. 4, no. 12, 2016, pp. E916-E922
Under-five stunting	Stunting among young children is associated with poor short- and long-term effects on school performance and adult earnings	Percentage of children aged 0-59 months with height for age below minus two standard deviations from the median of the WHO Child Growth Standards (1985-2019)	UNICEF/WHO/World Bank Joint Child Malnutrition Estimates Expanded Database: Stunting, July 2020. Stunting estimates used in generating the composite indicator of risk exposure in 2015 were imputed from the existing data using the same methods as in Lu et al., 2016 (cited above)

<b>Low birthweight</b>	Low birthweight is an indicator of poor antenatal development and a predictor of poor childhood development in the early years	Percentage of infants weighing less than 2,500 grams at birth (2015)	UNICEF/WHO Low Birthweight Estimates, 2019 Edition
<b>Preterm births</b>	Preterm births are an indicator of poor antenatal development and a predictor of poor childhood development in the early years, including developmental delays and disabilities	Less than 37 completed weeks of gestation (2010)	Blencowe et al., 'National, Regional and Worldwide Estimates of Preterm Birth Rates in the Year 2010 with Time Trends since 1990 for Selected Countries: A systematic review and implications', <i>The Lancet</i> , vol. 379, no. 9832, 2012, pp. 2162-2172. Supplementary country tables. Data sources: National registries, reproductive health surveys and studies identified through systematic searches, unpublished data and data submitted during WHO country consultations
<b>Maternal mortality</b>	The death of a young child's mother increases the risks of child mortality, morbidity and poor early childhood development	Number of deaths of women from pregnancy-related causes per 100,000 live births during the same time period (2017)	United Nations Maternal Mortality Estimation Inter-Agency Group, composed of WHO, UNICEF, UNFPA, World Bank and the United Nations Population Division, released in September 2019
<b>Young mothers (births by age 18)</b>	It has been shown that children of young (versus older) mothers fare worse in school achievement	Percentage of women aged 20-24 years who gave birth before age 18 (2005-2019)	UNICEF global databases, based on DHS, MICS and other nationally representative surveys. This standardized indicator from population-based surveys captures levels of fertility among adolescents up to the age of 18. Note that the data are based on the answers of women aged 20-24, whose risk of giving birth before the age of 18 is behind them
<b>Violent discipline</b>	Violence and maltreatment are associated with short- and long- term effects on children's health, well-being and social adjustment	Percentage of children aged 1-4 years who experienced any violent discipline (psychological aggression and/or physical punishment) in the past month (2005-2019)	UNICEF global databases, based on DHS, MICS and other nationally representative surveys
<b>Inadequate supervision</b>	Young children need adult supervision to protect them from danger, ensure adequate feeding, and provide them with support for learning	Percentage of children aged 0-59 months left alone or in the care of another child under 10 years for more than an hour at least once in the past week (2005-2019)	UNICEF global databases, based on DHS, MICS and other nationally representative surveys

Young children at risk of poor development – and lifetime cost of growth deficit in early childhood			
Indicator	Rationale	Definition	Data source
Young children at risk of poor development	Composite measure developed to assess risk of children not reaching their developmental potential. Stunting and extreme poverty serve as proxy measures because they are associated with children's development and are measured globally using uniform methods	Percentage of children under age 5 at risk of poor development as a result of stunting or extreme poverty (US\$1.90 or less) in 2005, 2010 and 2015	Method used for estimation in Richter, L., et al., 'Investing in the Foundation of Sustainable Development: Pathways to scale up for early childhood development', <i>The Lancet</i> , vol. 389, no. 10064, pp. 103–118, 2017. Available for a subset of countries (91) that were classified as high-risk
Risk by sex and residence	Differences in composite measure of risk exposure by sex and residence	Urban versus rural, male versus female (2006-2015)	Method used for estimation in Richter, L., et al., 'Investing in the Foundation of Sustainable Development: Pathways to scale up for early childhood development', <i>The Lancet</i> , vol. 389, no. 10064, pp. 103–118, 2017. Available for a subset of countries (63) with nationally representative micro-level data
Lifetime cost of growth deficit in early childhood	Because of its long-term effects on individuals, poor early childhood development, indexed by growth deficit, incurs future costs to the countries in which affected children live	Total loss (US\$) as a percentage of average annual wage in the country (2010). Combined most recent country-level estimates of linear growth delays from the Nutrition Impact Model Study with estimates of returns to education in developing countries to estimate the impact of early-life growth faltering on educational attainment and future incomes. Primary outcomes were total years of educational attainment lost as well as the net present value of future wage earnings lost per child and birth cohort due to growth faltering in 137 developing countries. Value of loss of wage earnings was expressed as a proportion of the average annual wage of the country (2010)	Fink et al., 'Schooling and Wage Income Losses due to Early-Childhood Growth Faltering in Developing Countries: National, regional and global estimates', <i>The American Journal of Clinical Nutrition</i> , vol. 104, no. 1, pp. 104–112, 2016

Early Childhood Development Index (ECDI)			
Indicator	Rationale	Definition	Data source
Early Childhood Development Index	A feasible population measure of early child development outcomes is critical to monitoring the impact of early childhood development interventions, and determining which children are on track or not, to ensure that all children benefit from interventions	Percentage of children aged 36-59 months who are developmentally on track in at least three of the following domains: literacy-numeracy, physical development, social-emotional development and learning (2010-2019)	UNICEF global databases, based on DHS, MICS and other nationally representative surveys

Child functioning			
Indicator	Rationale	Definition	Data source
Child functioning	Discrimination against children with developmental delays and disabilities often leads to reduced access to basic social services, especially education and health, and a general lack of screening, identification, and access to early childhood intervention services. Addressing discrimination and promoting inclusion is important in all sectors, and can be accomplished through information and advocacy, strengthening policy and facilitating access to services.	Percentage of children aged 2-4 years with a functional difficulty in at least one domain (2017-2019)	UNICEF global databases, based on MICS and other nationally representative surveys

Components of nurturing care: Health			
Indicator	Rationale	Definition	Data source
<b>Antenatal care (4 or more visits)</b>	Antenatal care safeguards women's health during pregnancy and helps to prevent and prepare for complications during pregnancy and delivery	Percentage of women aged 15-49 years attended to at least four times during pregnancy by any provider (1996-2019)	UNICEF global databases, based on DHS, MICS and other nationally representative surveys
<b>Treatment for HIV+ pregnant women</b>	Treatment of pregnant women living with HIV safeguards their health and prevents the transmission of the virus to their babies	Percentage of estimated number of pregnant women living with HIV receiving effective regimens (excludes single-dose nevirapine) of antiretroviral medicines for preventing mother-to-child transmission of HIV (2019)	Global AIDS Monitoring and UNAIDS 2020 estimates
<b>Postnatal visits</b>	Postnatal visits help to detect and prevent post-delivery complications for women and newborns to ensure that they receive prompt treatment	Percentage of women aged 15-49 years who received postnatal care within 2 days after birth. The indicator refers to women who had a live birth in a recent time period, generally two years for MICS and five years for DHS (2010-2019)	UNICEF global databases, based on DHS, MICS and other nationally representative surveys
<b>Care-seeking for child pneumonia</b>	Care-seeking for pneumonia indicates caregivers' ability to detect and act on their young child's health condition	Percentage of children under age 5 with symptoms of acute respiratory infection in the 2 weeks preceding the survey for whom advice or treatment was sought from a health facility or provider (1993-2019)	UNICEF global databases, based on DHS, MICS and other nationally representative surveys

Components of nurturing care: Nutrition			
Indicator	Rationale	Definition	Data source
<b>Early initiation of breastfeeding</b>	Sucking at the breast within an hour of delivery ensures the baby receives the colostrum, the first milk that is rich in protective factors. Immediate sucking is instinctive for the baby and responds to the baby's attachment needs; it also helps establish exclusive breastfeeding	Percentage of infants born in the last 2 years who were put to the breast within 1 hour of birth (2004-2019)	UNICEF, Division of Data, Analysis, Planning and Monitoring (2020). UNICEF global databases: Infant and young child feeding: Early initiation of breastfeeding, ever breastfed, New York, July 2020
<b>Exclusive breastfeeding</b>	Receiving only breastmilk for the first 6 months of life provides babies with all the nutrients they need and protects the baby against common childhood illness such as diarrhoea and pneumonia. Breastfeeding also has longer-term benefits on children's future intelligence and health	Percentage of children aged 0-5 months who are fed exclusively with breastmilk in the 24 hours prior to the survey (1998-2019)	UNICEF, Division of Data, Analysis, Planning and Monitoring (2020). UNICEF global databases: Infant and young child feeding: Exclusive breastfeeding, predominant breastfeeding, New York, July 2020
<b>Minimum acceptable diet</b>	Young children need sufficient diverse food to satisfy their rapid growth	Percentage of breastfed children aged 6-23 months who had at least the minimum dietary diversity and the minimum meal frequency during the previous day AND the percentage of non-breastfed children aged 6-23 months who received at least 2 milk feedings and had at least the minimum dietary diversity, not including milk feeds, and the minimum meal frequency during the previous day (2010-2018)	UNICEF, Division of Data, Analysis, Planning and Monitoring (2019). UNICEF global databases: Infant and young child feeding: Minimum acceptable diet, minimum diet diversity, minimum meal frequency, New York, June 2019



## Components of nurturing care: Responsive caregiving

**Note:** no comparable country data available. Represented on the country pages by examples of indicators

Currently no comparable country data on policies and programmes that support responsive caregiving are being collected through Demographic and Health Surveys, nationally representative household surveys or UNICEF's Multiple Indicator Cluster Surveys. In some countries, information on child day care is collected. However, to initiate discussions on the collection of data to indicate progress in responsive caregiving, we suggest that the following four indicators be considered:

### National information and communication about ECD and services

Awareness by parents of their important role in young children's development; what parents, caregivers and families can do to support and promote the development of young children; and services available to assist parents of young children should they or their young child experience difficulties.

### Maternal/paternal mental health

Both maternal and paternal mental health, and the mental health of caregivers, is critical to responsive caregiving. Lack of energy, preoccupation, anxiety, depression and other symptoms of mental distress make it very difficult for caregivers to be sensitive and responsive to the needs of a young child.

### Parent support through groups and home visits

Support, either through parent groups or home visits, is of assistance to parents in receiving reassurance, the companionship of others with shared challenges, information about their baby's development and parent and family behaviours and responses that support infant development, demonstrations of how they can approach and resolve difficulties, and referral to additional services should they need them.

### Good quality affordable child day care

In many countries, as many women as men are economically active, either in the formal or the informal sector. These families, and families with other challenges that require additional assistance, benefit from good quality, free or affordable child day care.

## Components of nurturing care: Early learning

Indicator	Rationale	Definition	Data source
<b>Children's books in the home</b>	Exposure to written material and pictures, accompanied by caregiver narratives about words and pictures, are the foundation of early language and literacy development	Percentage of children aged 0-59 months who have 3 or more children's books at home (2005-2019)	UNICEF global databases, based on DHS, MICS and other nationally representative surveys
<b>Playthings at home</b>	Play is natural to children, and the practice and pleasure they enjoy when playing is important to their cognitive exploration and expansion. Young children will learn from play with any safe, clean objects, most importantly when an adult engages and encourages the child and uses play opportunities to label objects and experiences for the child	Percentage of children aged 0-59 months who play with 2 or more of the following playthings at home: household objects or objects found outside (sticks, rocks, animals, shells, leaves, etc.), homemade toys or toys that came from a store (2005-2019)	UNICEF global databases, based on DHS, MICS and other nationally representative surveys
<b>Early stimulation at home</b>	Children learn through their own exploration, but they learn more in interaction with others, especially adults who mediate a child's experience with written material, stories, excursions and other opportunities to teach young children words, numbers, colours and shapes, and to help young children to understand ideas not immediately present	Percentage of children aged 36-59 months with whom an adult has engaged in 4 or more of the following activities to promote learning and school readiness in the past 3 days: a) reading books to the child, b) telling stories to the child, c) singing songs to the child, d) taking the child outside the home, e) playing with the child, and f) spending time with the child naming, counting or drawing things (2005-2019)	UNICEF global databases, based on DHS, MICS and other nationally representative surveys
<b>Attendance in early childhood education</b>	From about the age of 3 years, young children benefit from interacting and learning with other young children, and preparing for the environment of formal learning in school	Percentage of children aged 36-59 months who are attending an early childhood education programme (2005-2019)	UNICEF global databases, based on DHS, MICS and other nationally representative surveys

Components of nurturing care: Security and safety			
Indicator	Rationale	Definition	Data source
<b>Birth registration</b>	Through birth registration, a child acquires his or her identity as a citizen and a rights holder in a country. Registration is often a condition for the receipt of state services such as health care, education and social protection	Percentage of children under age 5 who were reported to be registered with civil authorities. The numerator of this indicator includes children reported to have a birth certificate, regardless of whether or not it was seen by the interviewer, and those without a birth certificate whose mother or caregiver says the birth has been registered (2006-2019)	UNICEF global databases, based on DHS, MICS, other nationally representative surveys, censuses and vital registration systems
<b>Basic drinking water</b>	Safe drinking water is especially important for young children to prevent infectious diseases that inhibit their physical growth and diminish their active exploration of the environment through which they learn	Percentage of the population using an improved drinking water source, where collection time is not more than 30 minutes for a round trip including queuing (improved sources include: piped water; boreholes or tube wells; protected dug wells; protected springs; rainwater; and packaged or delivered water) (2017)	WHO-UNICEF Joint Monitoring Programme for Water Supply, Sanitation and Hygiene, 2019
<b>Basic sanitation</b>	Basic sanitation is also especially important for young children, to prevent infectious diseases that inhibit their physical growth and diminish their active exploration of the environment through which they learn	Percentage of the population using an improved sanitation facility that is not shared with other households (improved facilities include: flush/pour flush to piped sewerage systems, septic tanks or pit latrines; ventilated improved pit latrines; composting toilets or pit latrines with slabs) (2017)	WHO-UNICEF Joint Monitoring Programme for Water Supply, Sanitation and Hygiene, 2019
<b>Positive discipline</b>	Positive discipline by parents and caregivers helps to socialize young children to understand how to avoid danger and what they may and may not do in their social context	Percentage of children aged 1-4 years who experienced only non-violent discipline in the past month, including a) explaining why a behaviour is wrong, b) taking away privileges or not allowing the child to leave the house, and c) giving the child something else to do (2005-2019)	UNICEF global databases, based on DHS, MICS and other nationally representative surveys

Facilitating environment: Policies			
Indicator	Rationale	Definition	Data source
<b>Child and family social protection</b>	Non-contributory social protection for children and families protects children and families from destitution and the worst effects of poverty	International Labour Organization (ILO) Convention No. 102 – Benefits in cash or in kind at a level that ensures at least basic income security for all children throughout childhood, providing access to nutrition, education, care and other necessary goods and services. Should be defined at national level and prescribed by law. Refers to non-contributory benefits (universal or social assistance, means-tested)	UNICEF and ILO, <i>Towards Universal Social Protection for Children: Achieving SDG 1.3</i> , ILO-UNICEF Joint Report on Social Protection for Children, 2019. Source: ILO, <i>World Social Protection Report 2017–19: Universal social protection to achieve the Sustainable Development Goals</i> , 2017, updated with information from the International Social Security Association and the US Social Security Administration (2018), <a href="https://www.ssa.gov/policy/docs/progdesc/index.html">https://www.ssa.gov/policy/docs/progdesc/index.html</a> (programme summaries), accessed November 2018; and the European Union's Mutual Information System on Social Protection (2018), <a href="https://www.missoc.org/missoc-database/comparative-tables">https://www.missoc.org/missoc-database/comparative-tables</a> , accessed November 2018

<b>National minimum wage</b>	A minimum wage has been shown to have protective effects on children's well-being as assessed by growth	Minimum wage per day >\$2 purchasing power parity (PPP) (World Bank poverty line was \$1.90 or less per day) (2012)	World Policy Analysis Center, University of California, Los Angeles (UCLA), <a href="https://worldpolicycenter.org/policies/at-what-level-are-minimum-wages-set-per-day">https://worldpolicycenter.org/policies/at-what-level-are-minimum-wages-set-per-day</a> . Reflects laws and policies in place as of March 2012
<b>Paid maternity leave</b>	Paid maternity leave enables women to prepare for and recover from delivery and establish exclusive breastfeeding	Number of weeks of paid leave available to mothers	World Policy Analysis Center, Parental Leave Database 2020, < <a href="https://worldpolicycenter.org">Worldpolicycenter.org</a> >
<b>Paid paternity leave</b>	Paid paternity leave enables men to support their partners before, during and after delivery, and be involved in the care of their young children	Number of weeks of paid leave available to fathers	World Policy Analysis Center, Parental Leave Database 2020, < <a href="https://worldpolicycenter.org">Worldpolicycenter.org</a> >
<b>International Code of Marketing of Breastmilk Substitutes</b>	The Code prevents the marketing of breastmilk substitutes that threaten exclusive breastfeeding. Breastfeeding is essential to the nutrition, health, safety and psychological well-being of the baby, and has many benefits for mothers as well	Legal status of the Code	WHO, UNICEF, IBFAN, <i>Marketing of Breast milk Substitutes: National Implementation of the International Code</i> . Status Report 2020

<b>Facilitating environment: International conventions</b>			
<b>Indicator</b>	<b>Rationale</b>	<b>Definition</b>	<b>Data source</b>
<b>UN Convention on the Rights of the Child, 1989</b>	The CRC is a protective mechanism for all children in countries that sign or ratify the convention	Signature or ratification as of August 2020	United Nations Treaty Collection, <a href="https://treaties.un.org/pages/ViewDetails.aspx?src=IND&amp;mtdsg_no=IV-11&amp;chapter=4&amp;lang=en">treaties.un.org/pages/ViewDetails.aspx?src=IND&amp;mtdsg_no=IV-11&amp;chapter=4&amp;lang=en</a> .
<b>General comment No. 7 (2005) on implementing child rights during early childhood Accepted by the Committee. Not ratified or signed by individual countries</b>			
<b>CRC Optional Protocol on the Sale of Children, Child Prostitution and Child Pornography, 2000</b>	The protocol aims to prevent the exploitation of children in countries that sign or ratify the protocol	Signature or ratification as of August 2020	United Nations Treaty Collection, <a href="https://treaties.un.org/pages/ViewDetails.aspx?src=IND&amp;mtdsg_no=IV-11-c&amp;chapter=4&amp;lang=en">treaties.un.org/pages/ViewDetails.aspx?src=IND&amp;mtdsg_no=IV-11-c&amp;chapter=4&amp;lang=en</a>
<b>United Nations Convention on the Rights of Persons with Disabilities, 2006</b>	The convention aims to ensure that the rights of persons with disabilities are protected	Signature or ratification as of August 2020	United Nations Treaty Collection, <a href="https://treaties.un.org/pages/ViewDetails.aspx?src=TREATY&amp;mtdsg_no=IV-15&amp;chapter=4">treaties.un.org/pages/ViewDetails.aspx?src=TREATY&amp;mtdsg_no=IV-15&amp;chapter=4</a> .
<b>Hague Convention on Protection of Children and Cooperation in Respect of Intercountry Adoption, 1993</b>	The convention aims to ensure that children are not exploited through intercountry adoption	Signature or ratification as of August 2020	Hague Conference on Private International Law, <a href="https://www.hcch.net/en/instruments/conventions/status-table/?cid=69">https://www.hcch.net/en/instruments/conventions/status-table/?cid=69</a>

Important indicators – no or insufficient comparable country data			
Indicator	Rationale	Definition	Data source
<p>More data needs to be collected, recalculated or validated</p> <p>Many more indicators than are included in the country profiles are needed to monitor and inspire the scale-up of quality interventions and programmes to support the development of young children. Some of these are indicated below:</p>			
Government expenditure on ECD	Government leadership, programming and funding are needed to scale up efforts to improve facilitating environments and nurturing care needed by young children to realize their human potential		Some data available, minimum number of countries. Results for Development (R4D) has data on government spending on different ECD programmes in only 12 countries
Foreign assistance for ECD	International aid is important to leadership and funding of early childhood development programmes		The World Bank published estimates at the aggregate level (total \$ from the World Bank on ECD), but not at the country level. R4D has data on early childhood education, but not on other areas of ECD, and data are at the country level
Household expenditure on ECD (child day care)	Early indications suggest that, currently, families are spending a high proportion of household income on child day care and are often forced to compromise by accepting poorer quality, more affordable services		Some data available, minimum number of countries. Some data available from R4D
Low maternal schooling	Children whose mothers have no or only a few years of primary education have poorer health, nutrition, and cognitive development than children of better educated women. Education is empowering for women themselves, their families and their children	No education.	Countdown to 2030 reports on secondary education. There are no country-level estimates available for maternal education. Therefore, micro- level data has to be used to generate the estimates for countries with nationally representative data. In addition, categories of maternal education between DHS and MICS (and even within DHS and MICS) are not always consistent
Comprehensive ECD policies	Many countries are adopting comprehensive early childhood development policies. The RISE Institute has been documenting the development and adoption of such policies, and it is important to understand the role they play in advancing effective interventions for early childhood development		Country-level data from the RISE Institute have not been published
Care for child development	The UNICEF/WHO Care for Child Development (CCD) materials are in use in a large number of countries and are often adapted to local circumstances. CCD is illustrative of a feasible, cost-effective intervention to promote nurturing care that can be incorporated into the delivery of services in different sectors	<a href="http://who.int/maternal_child_adolescent/documents/care_child_development/en/">who.int/maternal_child_adolescent/documents/care_child_development/en/</a>  <a href="http://unicef.org/earlychildhood/index_68195.html">unicef.org/earlychildhood/index_68195.html</a>	Informal repository of country implementation

Important indicators – no or insufficient comparable country data			
Indicator	Rationale	Definition	Data source
Children in institutional care	Care of young children in large group homes (institutions) is a known and serious risk to children's development, since development is dependent on responsive human interaction best provided in a family environment		UNICEF's Data and Analytics Section maintains a global database on this indicator, but it is not currently available for public sharing, given the lack of comparability across countries
Maternal/parental mental health/depression	Parental and caregiver depression is prevalent in conditions of adversity and hardship, and significantly affects the development of young children through its impact on the motivational and emotional state of parents and caregivers		Some prevalence data, but with small non-representative samples and long intervals between dates of information, have been collected. For example: Gelaye et al., 'Epidemiology of Maternal Depression', <i>The Lancet Psychiatry</i> , vol. 3, no. 10, 2016, pp. 973-982; Ferrari et al., 'Burden of Depressive Disorder', <i>PLOS Medicine</i> , vol. 10, no. 11, 2016, p. E1001547
Female alcohol consumption	Drug and alcohol abuse are associated with prenatal complications, developmental delays and difficulties, the potential for violence in the home and other social problems. Data on female alcohol consumption may be one possible indicator for this threat to early child development	Total alcohol per capita consumption (APC) is defined as the total (sum of recorded APC 3-year average and unrecorded APC) amount of alcohol consumed per adult (15+ years) over a calendar year, in litres of pure alcohol	Recorded alcohol consumption refers to official statistics (production, import, export, and sales or taxation data), while the unrecorded alcohol consumption refers to alcohol that is not taxed and is outside the usual system of governmental control. The WHO Global Health Observatory, <a href="http://who.int/gho/en/">who.int/gho/en/</a>  There was insufficient time to find a way to include the data in a simple and understandable way
Quality, affordable child day care	In a large number of countries, as many women as men are economically active, either in the formal or the informal sector. These families, and families with other challenges that require additional assistance, benefit from good quality, free or affordable day care		No globally comparable data on this indicator
Environment/air pollution	During pregnancy and early childhood, the rapid development of children makes them especially vulnerable to environmental toxins, including, among others, air pollution	Percentage of population breathing air with unhealthy levels of pollutants	WHO Global Urban Ambient Air Pollution Database (2018 update), <a href="http://who.int/airpollution/data/cities/en/">who.int/airpollution/data/cities/en/</a>  There was insufficient time to find a way to include the data in a simple and understandable way



# Available data

Table 3 lists the indicators included in the country profiles, the number of countries and areas with data for that indicator and the year(s) for the latest available country data updates or estimates.

Table 3: Indicators by number of countries and year(s) for the latest available country data updates or estimates

Indicator	Number of countries with data	Year
<b>Demographics</b>		
Total population	197	2020
Annual births	184	2020
Total under-five population	184	2020
Under-five mortality	193	2019
<b>Threats to early childhood development</b>		
Maternal mortality	184	2017
Preterm births	184	2010
Low birthweight	146	2015
Under-five stunting	151	1985-2019
Child poverty	69	2006-2015
Violent discipline	82	2005-2019
Inadequate supervision	88	2005-2019
Young mothers (births by age 18)	114	2005-2019
<b>Young children at risk of poor development and lifetime cost of growth deficit in early childhood</b>		
Composite burden of risk	91	2005, 2010, 2015
Risk by sex and residence	63	2006-2015
Lifetime cost of growth deficit in early childhood	123	2010
Early childhood development index (ECDI)	76	2010-2019
Child functioning	21	2017-2019
<b>Components of nurturing care – Health</b>		
Treatment for HIV+ pregnant women	95	2019
Antenatal care, 4 or more visits	150	1996-2019
Postnatal visits	96	2010-2019
Care-seeking for child pneumonia	123	1993-2019
<b>Components of nurturing care – Nutrition</b>		
Early initiation of breastfeeding	132	2004-2019
Exclusive breastfeeding	134	1998-2019
Minimum acceptable diet	78	2010-2018
<b>Components of nurturing care – Responsive caregiving</b>		
Public information about ECD	0	
Parental mental health	0	
Parent support in groups and home visits	0	
Quality child day care	0	

Indicator	Number of countries with data	Year
<b>Components of nurturing care – Early learning</b>		
Early stimulation at home	89	2005-2019
Children's books in the home	88	2005-2019
Playthings at home	87	2005-2019
Attendance in early childhood education	109	2005-2019
<b>Components of nurturing care – Security and safety</b>		
Birth registration	175	2006-2019
Positive discipline	81	2005-2019
Basic drinking water	196	2017
Basic sanitation	194	2017
<b>Facilitating environment – Policies</b>		
Child and family social protection	196	2019
National minimum wage	169	2012
Paid maternity leave	193	2020
Paid paternity leave	192	2020
International Code of Marketing of Breastmilk Substitutes	192	2020
<b>Facilitating environment – International conventions</b>		
United Nations Convention on the Rights of the Child, 1989	194	2020
Convention on the Rights of the Child Optional Protocol on the Sale of Children, Child Prostitution and Child Pornography, 2000	194	2020
United Nations Convention on the Rights of Persons with Disabilities, 2006	194	2020
Hague Convention on Protection of Children and Cooperation in Respect of Intercountry Adoption, 1993	197	2020



# *Countdown to 2030*

*Women's, Children's & Adolescents' Health*

