



UNITED REPUBLIC OF TANZANIA

MINISTRY OF HEALTH, COMMUNITY
DEVELOPMENT, GENDER, ELDERLY AND CHILDREN



NATIONAL MULTI-SECTORAL EARLY
CHILDHOOD DEVELOPMENT PROGRAMME
(NM-ECDP) 2021/22 - 2025/26

DECEMBER 2021

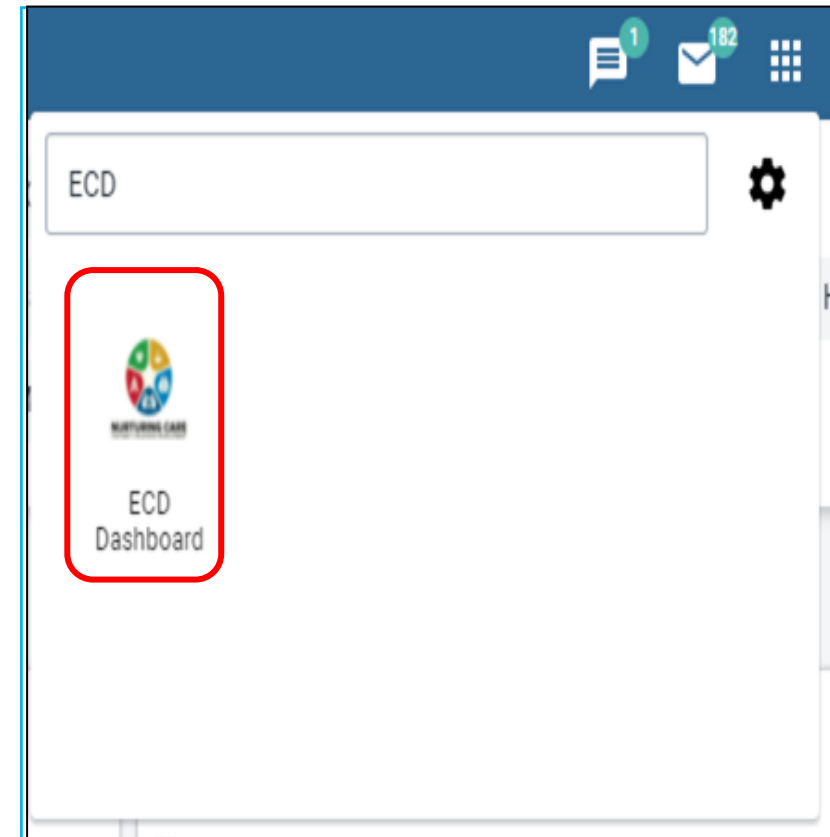
Monitoring progress in the implementation of ECD
policies

National ECD Dashboard

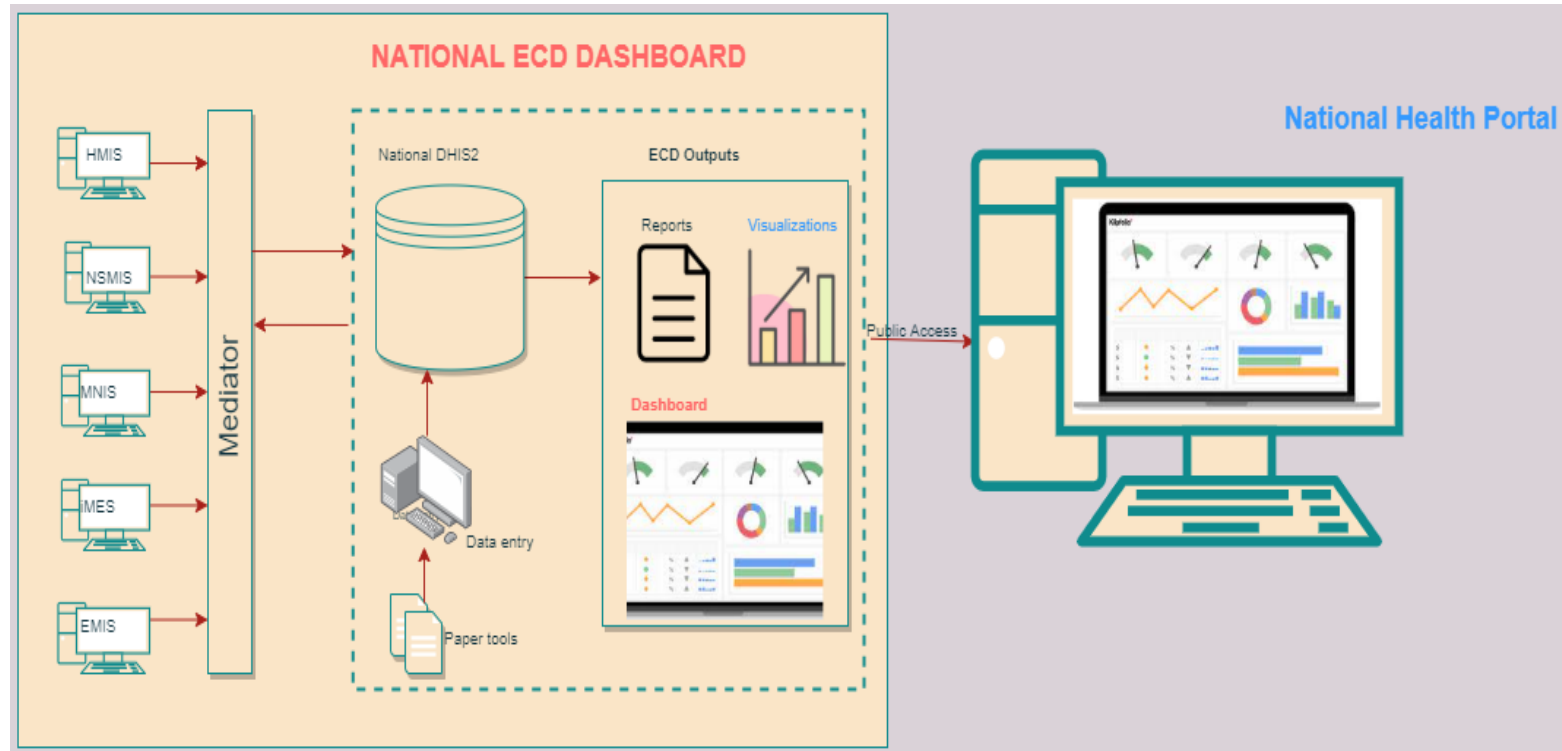
TANZANIA

Early Childhood Development (ECD) dashboard is an app that:

- Includes indicators from 5 Nurturing Care Components i.e. Health, Nutrition, Early Learning, Responsive Caregiving, and Safety and Security
- Provides an easy and quick way to **access** and **visualize** the key selected ECD indicators
- Offers graphical user interface to the users in an interactive way



ECD Dashboard Conceptual framework



The ECD dashboard links the data captured from the various data reporting systems i.e. HMIS, Nutrition, Sanitation, TDHS, BEST, RITA, etc.

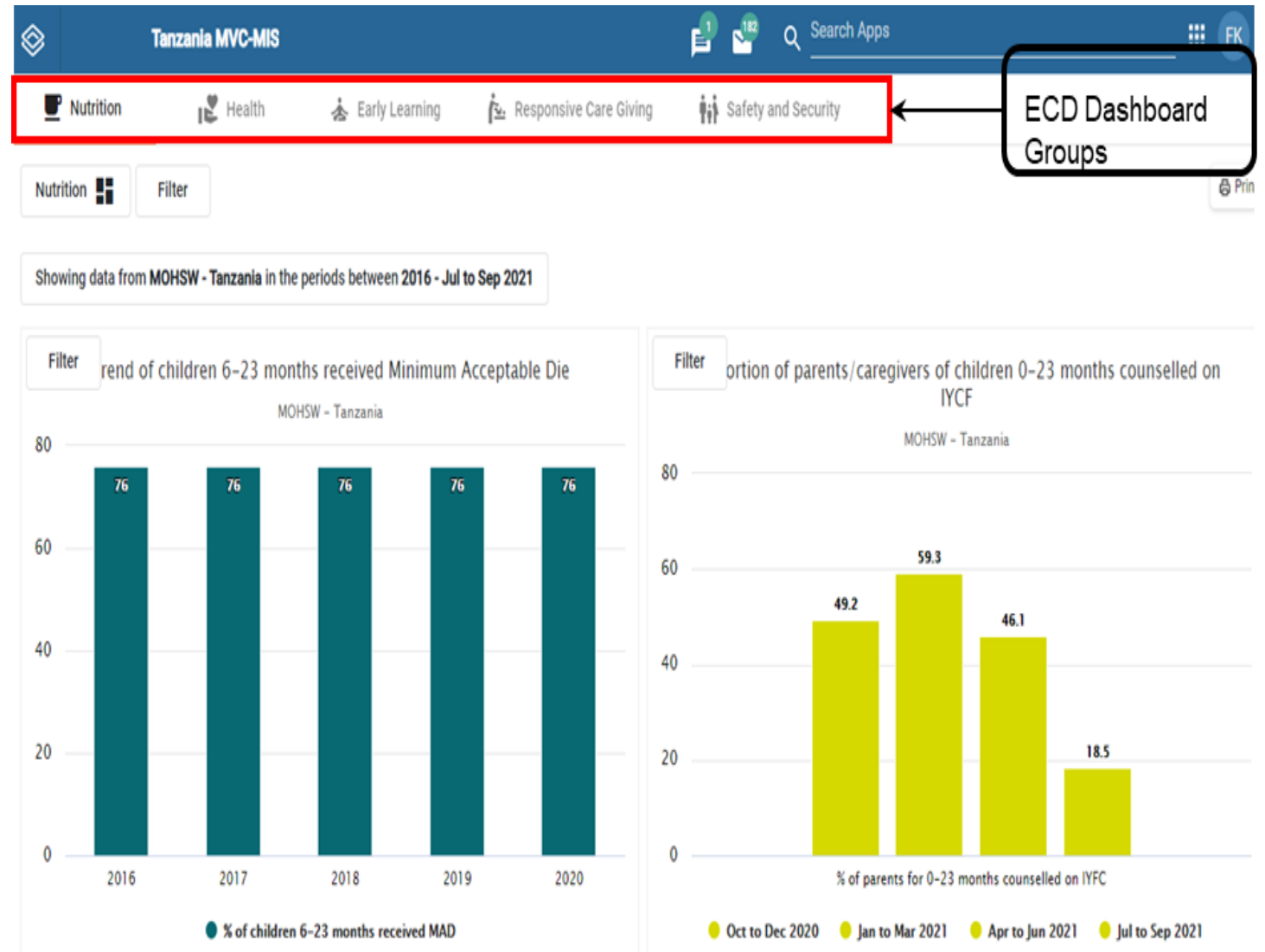
Selected indicators

SECTOR	INDICATORS
Nutrition	Proportion of children 6-23 months received Minimum Acceptable Diet
	Proportion of parents/caregivers of children 0-23 months counselled on IYCF at the health facility
	Proportion of parents/caregivers of children 0-23 months counselled on IYCF at community
	Proportion of children 0 - 5 months exclusively breastfed_survey
	Proportion of children 0 - 23 months breastfed within one hour after birth_survey
	Proportion of children 0 -59 months who are underweight_survey
	Proportion of children 0 -59 months who are underweight_routine
	Proportion of children 0 - 59 months with Acute Malnutrition_survey
	Proportion of children 0 - 59 months with Acute Malnutrition_routine
	Proportion of children 3-5 years participating in formal learning at ECD centers
Early Learning	Proportion of children 3-5 years participating in formal learning at pre-primary school
	Proportion of schools that provides school meal
	Proportion of villages/mtaa with ECD centers
	Proportion of children of 36-59 months who are attending an early childhood programme
	Proportion of children 3-5 years participating in formal learning at pre-primary school

Health	Proportion of newborn deaths that occurs within the first 28 days of life per 1000 live births
	Proportion of newborn deaths that occurs per 1000 live births
	Proportion of infants dying within the first year of life per 1000 live births_survey
	Proportion of children under five years who are stunted_survey
	Proportion of children under five years who are stunted_routine
	Proportion of pregnant women attending at least 4 antenatal care visits_routine
	Proportion of deliveries taking place in health facilities_routine
	Proportion of children with Acute Respiratory Tract Infection (ARI) seeking appropriate health care
	Proportion of Newborns who received Post Natal Care within 48 hours after birth
	Proportion of deliveries assisted by skilled attendants_routine
Responsive care giving	Proportion of children 0 - 59 months receiving stimulation for early learning from caregivers
	Proportion of children 36-59 months who are developmentally on track.
Safety and Security	Proportion of health facilities providing comprehensive ECD services for young children
	Proportion of children 0 - 8 years who have their birth registered
	Proportion of council hospitals with one stop centres that provide safety and security services for young children
	Proportion of household with access to improved toilet
	Proportion of household with access to safe water

ECD DASHBOARD

- The Nutrition dashboard is the first dashboard to be loaded once the ECD dashboard is opened
- There are five ECD dashboard domains corresponding with the 5 components of nurturing care



Steps for the development of the Dashboard

- Identification of key indicators and their data sources
- Mapping each ECD data item in MVC-MIS with corresponding data items from some source systems e.g. HMIS, IMES/MNIS
- Design and Development of reporting tools in MVC-MIS according to the level and period of reporting from their source systems
- Identification of ECD data items in MVC-MIS which might need to be entered directly into the system
- TOT and Piloted the dashboard in one region(Mbeya)



Challenges

- Delay in getting the approval to integrate the data from the sector-specific Information management system (organizational policy, political will).
- Alignment of what is needed and what is already collected from other sources.
- Reliability of data since they are collected from different sources

Way forward

- Finalized 2 pending indicators to be integrated into the system
 - Number of pre-primary and primary schools that provide school meal
 - Number of children aged 0-8 years with birth certificates registered
- Train Managers, and program officers for ECD-related matters at district, regional, and national levels on dashboard operationalization and management
- Launch of the Dashboard